



## PEUGEOT 2008 SUV

PRICES, EQUIPMENT AND TECHNICAL SPECIFICATIONS

Version 24- May 2019

Model Year - 2019.25







Model shown is PEUGEOT 2008 SUV Allure Premium with optional Ultimate Red special paint.

**PEUGEOT 2008 SUV models come with the following equipment as standard:**

**Safety and Security**

- ABS with Electronic Brake Force Distributor (EBFD) & Emergency Brake Assist (EBA)
- Airbags
  - Driver and front passenger airbags (includes passenger airbag deactivation function)
  - Driver and front passenger side airbags
  - Front and rear curtain airbags
- Alarm
- Automatic door locking when moving off
- Automatic hazard light activation upon heavy brake application
- Deadlocking
- Electric child locking functionality on rear doors
- Electronic Stability Programme (ESP)
- Exterior temperature indicator with ice warning
- Front retractable headrests and rear retractable headrests (x3), height-adjustable.
- Front three-point retractable seatbelts
- Front ventilated disc brakes, rear disc brakes
- Hill Assist
- Isofix child seat fittings (x2) in the outer rear seats with top tethers on seat backs
- Programmable cruise control and speed limiter
- Rear three-point retractable seatbelts (x3)
- Seatbelt not fastened audible warning
- Steel spare wheel (15" on petrol models)
- Steel space saver spare wheel (15" on diesel models)
- Thatcham approved Cat 2 immobiliser
- Tyre pressure monitoring system (Indirect)

**Comfort and Convenience**

- Aviation style handbrake
- Boot area tethering points, 2 x restraint straps and 1 x netted compartment
- Electric and heated door mirrors
- Electric front windows (one touch on driver)
- Electric power steering with reach and rake-adjustable steering column
- Front central console with two cup-holders
- Front interior light with reading spotlights (x2) and rear interior light with timer
- Heated rear screen
- Multifunction trip computer
- PEUGEOT i-Cockpit®:
  - Head-up instrument panel
  - 7.0" capacitive colour touchscreen
  - Compact multifunction steering wheel
- Rear centre storage compartment
- Rear coat hooks (x2)
- Rear windscreen wiper triggered automatically in reverse gear
- Remote central locking (two remotes)
- 1/3 - 2/3 folding rear seat (with controls accessible from the seat backs)

**Interior Features**

- Dashboard upper and instrument panel surround finish - piano black
- Dashboard fascia trim - carbon effect
- Fixing rings (x4) in load area
- Gear lever - automatic in satin chrome and leather effect trim
- Gear lever - manual in satin chrome (6 speed gearbox)
- Gear lever - manual in satin chrome and leather effect trim (5 speed gearbox) Parcel shelf - removable and foldable
- Roof lining - Athena Salin light grey
- Satin chrome interior door handles
- Satin chrome outer air vent trim
- Seating
  - Driver seat height adjustment

**In Car Entertainment**

- Bluetooth® telephone facility
- DAB Radio (Digital Audio Broadcasting)
- Mirror Screen®:
  - MirrorLink®
  - Apple CarPlay™
  - Android Auto
- USB socket
- 4-speaker radio plus 2 tweeters, MP3 compatible
- 12 V sockets (x2) (dashboard, rear cabin)

**Exterior Features**

- Body-colour exterior door handles
- Body protectors (protection at bottom of doors) in black
- Roof mounted antenna
- '2008' model designation badge on tailgate

**Exterior Lighting and Visibility**

- Halogen fog lights
- Halogen headlights
- Halogen side indicator lights integrated into door mirrors
- LED daytime running lights built into the headlight unit
- Rear halogen number plate lights (x2)
- Rear halogen reverse lights and fog light
- Rear halogen third brake light
- Rear LED PEUGEOT signature 'Claw Effect' lights
- Rear LED indicators and brake lights



Model shown is PEUGEOT 2008 SUV GT Line with optional Pearlescent White paint and Black Pack.



**ACTIVE** With the perfect balance of character and strength, Active is the ideal place to start your journey

**Safety and Security**

- PEUGEOT Connect SOS and Assistance

**Comfort and Convenience**

- Electric Rear Windows (one touch)
- Manual air conditioning
- Power folding door mirrors

**Interior Features**

- Boot lip protection plate : grained plastic
- Dashboard air conditioning panel finish - matt grey
- Dashboard transmission tunnel finish - piano black
- Door panel grab handle finish - piano black
- Door panel armrest finish - Mistral black fabric
- Leather multifunction steering wheel
- Seating
  - 'Comfort' front seats
  - Mistral 'Tokyo' cloth seat trim with light grey stitch detail

**Exterior Features**

- Door mirror shells - body colour
- Front fog light trim - chrome
- Longitudinal roof bars - light grey
- Radiator grille - chrome surround with black facets
- Rear side door upper trim - gloss black
- Rear spoiler - body colour with gloss black edging
- Side window trim - black rubber
- Wheel arch finish - painted
- 16" steel wheels with 'Silica' covers



**SIGNATURE** Newly introduced for 2019, Signature comes with a more robust look and enhanced specification

**Active Specification +**

**Comfort and Convenience**

- Dark tinted rear side and tailgate windows
- Parking sensors - rear

**Interior Features**

- Seating:
  - Mistral 'Tokyo' cloth seat trim with blue stitch detail

**Exterior Features**

- Radiator grille - chrome surround with chrome facets
- Wheel arch finish - Wheel arch extensions in contrast grey
- 16" 'Hydre' alloy wheels

**Exterior Lighting and Visibility**

- Visibility Pack
  - Automatic headlights
  - Automatic windscreen wipers
  - Electrochrome rear view mirror (auto dimming)







**ALLURE PREMIUM** With added style and specification, enjoy the ultimate in understated luxury

**Signature +**

**Safety and Security**

- Grip Control® (excludes 1.2L PureTech 82 S&S)
- 4 Season mud and snow tyres (excludes 1.2L PureTech 82 S&S)

**Comfort and Convenience**

- Automatic dual zone climate control
- Colour reversing camera
- Quick clear function for windscreen (increased fan speed)

**Interior Features**

- Colour central matrix trip computer display
- Door panel grab handle finish - 'carbon effect' grey
- Head up instrument panel dial surround lighting - blue
- Leather multifunction steering wheel with grey stitch detail
- Map pockets on front seat backs
- Seating:
  - Mistral 'Oxford' Premium leather effect and cloth trim with light grey stitch detail
  - 'Sports' front seats with increased side support
  - Passenger seat height adjustment

**In Car Entertainment**

- Connected 3D Navigation\*
  - Automatic connection via PEUGEOT Connect
  - TomTom® Live updates (3 year subscription)^
  - SpeedCam / Danger Zones paid subscription available at extra cost (please refer to options page for pricing)
- Voice recognition (radio, navigation and telephony features)

**Exterior Features**

- Front and rear bumper scuff plate - Lion Grey
- Panoramic glass roof (with electric interior blind and ambient lighting)
- Rear side door upper trim - chrome
- Rear spoiler - body colour with chrome edging
- Side window trim - chrome
- 16" 'Aquila' diamond cut alloy wheels (1.2L PureTech 82 S&S model only)
- 17" 'Eridan' Anthra Grey diamond cut alloy wheels

**Exterior Lighting and Visibility**

- Cornering assistance for fog lights



**GT LINE** The best of all worlds, sports styling combined with outstanding levels of efficiency and specification.

**Allure Premium Specification +**

**Interior Features**

- Aluminium door sill scuff plates
- Aluminium pedals
- Boot lip protection plate : stainless steel
- Display finish to speedo and rev counter - chequered
- Door panel armrest finish - Mistral black with red stitch detail
- Door panel grab handle finish - piano black with red pinstripe detail
- Head up instrument panel dial surround lighting - red
- Leather sports multifunction steering wheel, perforated with red stitch detail and satin chrome decorative inlay
- Mistral floor mats with red contrast stitching
- Red contrast stitching to 'aviation style' handbrake, gear lever gaiter and door panel armrest
- Seating
  - Mistral 'GT Line' Premium leather effect and cloth trim with red stitch detail

**Exterior Features**

- Door mirror shells - Nera Black
- Exhaust effect trim
- Front and rear bumper scuff plate - aluminium
- Front fog light trim - gloss black
- 'GT Line' emblems in red (front wings and tailgate)
- Longitudinal roof bars - gloss black
- Radiator grille - gloss black surround with black facets and red 'PEUGEOT' lettering
- Rear side door upper trim - gloss black (chrome on Nera Black vehicles)
- Rear spoiler - body colour with gloss black edging (chrome edging on Nera Black vehicles)
- Side window trim - black rubber
- 17" 'Eridan' Brilliant Black diamond cut bi-tone alloy wheels

\*Additional terms and conditions apply to connected services, including customer acceptance of location sharing prior to activation.  
 ^Subject to subscription - after you have taken delivery of your vehicle, please subscribe on: <https://services-store.peugeot.co.uk/>



**PEUGEOT 2008 SUV Range: Model Availability**

	ENGINE	HP	TITRE CODE (DIALOG DESCRIPTION)	CO <sub>2</sub> g/km	BASIC MRRP	VAT (£)	TOTAL MRRP	P11D VALUE (£)	2019/20 BIK %	ON THE ROAD MRRP
<b>Active</b>	1.2L PureTech 82 S&S	83	1PI4SYLLEJT0A0J0 (2008 ACT PT82)	114	14275.00	2855.00	17130.00	17830.00	26	18055.00
	1.2L PureTech 110 EAT6 S&S	110	1PI4SYLLGQT0A0J0 (2008 ACT PT110A)	129	15966.67	3193.33	19160.00	19860.00	29	20085.00
	1.5L BlueHDi 100 S&S	102	1PI4SYLMDJT0A0J0 (2008 ACT BHD1100)	93	16075.00	3215.00	19290.00	19990.00	26	20195.00
<b>Signature</b>	1.2L PureTech 82 S&S	83	1PI4SYLLEJT09LH0 (2008 SIG PT82)	114	14733.33	2946.67	17680.00	18380.00	26	18605.00
	1.2L PureTech 82 S&S	83	1PI4SYLLEJT09LJ0 (2008 SIG PT82)	114	14733.33	2946.67	17680.00	18380.00	26	18605.00
	1.2L PureTech 110 EAT6 S&S	110	1PI4SYLLGQT09LJ0 (2008 SIG ACT PT110A)	129	16425.00	3285.00	19710.00	20410.00	29	20635.00
	1.5L BlueHDi 100 S&S	102	1PI4SYLMDJT09LJ0 (2008 SIG BHD1100)	93	16533.33	3306.67	19840.00	20540.00	26	20745.00
<b>Allure Premium</b>	1.2L PureTech 82 S&S	83	1PI4SYHLEJT09RJ0 (2008 ALL PREM PT82)	114	15987.50	3197.50	19185.00	19885.00	26	20110.00
	1.2L PureTech 110 EAT6 S&S	110	1PI4SYHLGQT09RJ0 (2008 ALL PREM PT110A)	129	17929.17	3585.83	21515.00	22215.00	29	22440.00
	1.2L PureTech 130 S&S	131	1PI4SYHLHKT09RJ0 (2008 ALL PREM PT130)	118	17429.17	3485.83	20915.00	21615.00	27	21840.00
	1.5L BlueHDi 100 S&S	102	1PI4SYHMDJT09RJ0 (2008 ALL PREM BHD1100)	93	18037.50	3607.50	21645.00	22345.00	26	22550.00
	1.5L BlueHDi 120 EAT6 S&S	120	1PI4SYHMBQT09RJ0 (2008 ALL PREM BHD1120A)	106	19354.17	3870.83	23225.00	23925.00	29	24150.00
<b>GT Line</b>	1.2L PureTech 110 EAT6 S&S	110	1PI4SYTLGQT0A0J0 (2008 GTL PT110A)	129	18216.67	3643.33	21860.00	22560.00	29	22785.00
	1.2L PureTech 130 S&S	131	1PI4SYTLHKT0A0J0 (2008 GTL PT130)	118	17716.67	3543.33	21260.00	21960.00	27	22185.00
	1.5L BlueHDi 100 S&S	102	1PI4SYTMDJT0A0J0 (2008 GTL BHD1100)	93	18325.00	3665.00	21990.00	22690.00	26	22895.00
	1.5L BlueHDi 120 EAT6 S&S	120	1PI4SYTMBQT0A0J0 (2008 GTL BHD1120A)	106	19641.67	3928.33	23570.00	24270.00	29	24495.00

**CO2 figures and OTR pricing shown above are for a standard vehicle without any additional optional equipment. CO2 and fuel economy figures and OTR pricing may vary according to wheel fitment and optional extras fitted.**

The fuel consumption you achieve, and CO2 produced, in real world conditions will depend upon a number of factors including the accessories fitted (post registration), variations in weather, driving styles and vehicle load. There is a new test (WLTP\*) used to measure fuel consumption and CO2 figures. The CO2 figures shown are NEDC equivalent, calculated using an EC correlation tool which converts WLTP figures to NEDC figures, however, these NEDCeq figures are based on the outgoing test cycle (NEDC\*\*) and will be used to calculate tax for first registration. CO2 and fuel economy figures may vary according to wheel fitment and optional extras fitted.

Figures shown are for comparability purposes; you should only compare fuel consumption and CO2 figures with other vehicles tested using the same technical standard.

\*WLTP - Worldwide harmonised Light vehicles Test Procedure. \*\*NEDCeq - New European Driving Cycle.

All information and prices correct at time of publication, but are subject to change at any time without prior notice (which may occur as a result of matters including, but not limited to, any changes in legislation and/or any changes by the government).



### Connected 3D Navigation\*

**Satellite Navigation:** (Standard on Allure Premium and GT Line)

Linked to the 7.0" capacitive colour touchscreen, the system includes European mapping, 3D city mapping and voice recognition.

The system also includes a 3 year subscription^ to PEUGEOT Connect allowing a connection to online navigation services (in partnership with TomTom®). Key features of PEUGEOT Connect include:


- **TomTom® Traffic\*:** Real-time updates on traffic conditions (traffic jams, road works) and suggested alternative routes.
- **Local Weather:** Displays forecasted weather conditions along the route.
- **Parking:** Displays pricing and availability.
- **Fuel Stations:** Displays nearby fuel stations and pricing.
- **Local search:** Access address and contact detail information for a point of interest\*

\*Additional terms and conditions apply to connected services, including customer acceptance of location sharing prior to activation.  
^After you have taken delivery of your vehicle, please subscribe on: <https://services-store.peugeot.co.uk/>

### Colour Reversing Camera

**Colour Reversing Camera:** (Standard on Allure Premium and GT Line)

A camera located on the rear of the vehicle is linked to the 7.0" capacitive colour touchscreen. Offering increased visibility when reversing. It features a Rear Grid View which gives you a clear view of obstructions to the rear of the vehicle coupled with grid lines oriented to the positioning of the steering wheel, offering perspective for distances of one and two metres respectively from the rear bumper.



### Park Assist

**Park Assist:** (Cost Option) This system provides active assistance for parking by detecting a parking space and then operating the steering system to park in this space.

During a parking manoeuvre the vehicle operates the steering whilst the driver manages the pedals and gearbox control. During the entry and exit from a space the system provides visual and audible information to improve the safety of the manoeuvre. The system works with parallel parking only.



### Mirror Screen®

**Mirror Screen®:** (Standard across the range)

Allows the mirroring of a compatible smartphone screen to access the key functionality on the handset. Once paired functions are displayed on the 7.0" capacitive colour touchscreen. System features vary by provider/phone and can include navigation, text display, text reading, media functionality voice control. Mirror Screen® uses the following systems:

- **Apple CarPlay™**
- **Android Auto**
- **MirrorLink®**



\*Please consult [peugeot.co.uk](http://peugeot.co.uk) for a list of enabled Apple or Android phones - compatibility is based on the phone providers' original operating system.

### Active City Brake

**Active City Brake:** (Cost Option)

Active City Brake technology makes it possible to avoid an accident or reduce its severity if the driver fails to react.

It works in urban conditions at speeds of less than 20 mph. A short range sensor is fitted to the top of the windscreen and can detect other vehicles that are driving in the same direction or stationary.

This will automatically trigger an emergency brake to stop the vehicle and avoid a collision entirely or limit the consequences of an accident by reducing the speed of impact.





**PEUGEOT 2008 SUV Range: Options**

Standard	Optional	Unavailable	ACTIVE	SIGNATURE	ALLURE PREMIUM	GT LINE	Basic RRP £ Excluding VAT	VAT @ 20%	Total RRP £ Including VAT

**PAINT**

Bianca White (Solid Paint)	P0WP	<input type="radio"/>	<input type="radio"/>	<input type="radio"/>	-	229.17	45.83	<b>275.00</b>
Metallic Paint	0MM0	<input type="radio"/>	<input type="radio"/>	<input type="radio"/>	<input type="radio"/>	454.17	90.83	<b>545.00</b>
Pearlescent / Special Paint	M6../M5..	<input type="radio"/>	<input type="radio"/>	<input type="radio"/>	<input type="radio"/>	579.17	115.83	<b>695.00</b>

**SAFETY AND SECURITY**

Active City Brake + Visibility Pack	D401	<input type="radio"/>	-	-	-	358.33	71.67	<b>430.00</b>
Active City Brake	D401	-	<input type="radio"/>	<input type="radio"/>	<input type="radio"/>	208.33	41.67	<b>250.00</b>

**COMFORT AND CONVENIENCE**

Heated front seats	NA01	-	-	<input type="radio"/>	-	125.00	25.00	<b>150.00</b>
Park Assist (automatic parallel parking system)	UB10	-	-	<input type="radio"/>	<input type="radio"/>	250.00	50.00	<b>300.00</b>

**INTERIOR FEATURES**

Midnight black leather trim** with red stitch detail (includes heated front seats)	3UFS	-	-	-	<input type="radio"/>	416.67	83.33	<b>500.00</b>
--	------	---	---	---	-----------------------	--------	-------	---------------

**CONNECTED 3D NAVIGATION SUBSCRIPTIONS**

TomTom® Live services subscription – 1 year extension (4 years total)****^	N/A	-	<input type="radio"/>	<input type="radio"/>	<input type="radio"/>	45.83	9.17	<b>55.00</b>
TomTom® Live services subscription – 3 year extension (6 years total)****^	N/A	-	<input type="radio"/>	<input type="radio"/>	<input type="radio"/>	104.17	20.83	<b>125.00</b>
SpeedCam / Danger Zones subscription – 1 year****^	N/A	-	<input type="radio"/>	<input type="radio"/>	<input type="radio"/>	57.50	11.50	<b>69.00</b>
SpeedCam / Danger Zones subscription – 3 years****^	N/A	-	<input type="radio"/>	<input type="radio"/>	<input type="radio"/>	115.83	23.17	<b>139.00</b>

**EXTERIOR FEATURES**

Black Pack: Comprising, 17" 'Eridan' Black alloy wheels, Black Lion badge and 'PEUGEOT' lettering on front grille, front centre armrest, illuminated vanity mirrors. Black Pack on Nero Black (M09V) body colour also includes gloss black spoiler edge trim and upper rear door trim, as standard on all other GT Line version body colours.	J3KB	-	-	-	<input type="radio"/>	241.67	48.33	<b>290.00</b>
--	------	---	---	---	-----------------------	--------	-------	---------------

\*\* Some surfaces contain artificial leather

\*\*\*\* Additional terms and conditions apply to connected services, including customer acceptance of location sharing prior to activation.

^Subject to subscription – after you have taken delivery of your vehicle, please subscribe on: <https://services-store.peugeot.co.uk/>



Model shown is PEUGEOT 2008 SUV GT Line with optional Nero Black metallic paint and Black Pack available at extra cost.

**PEUGEOT 2008 SUV Range: Equipment**

Standard	●
Optional	○
Unavailable	-

**BODYSTYLE**

5 Door SUV (Sports Utility Vehicle)	●	●	●	●
-------------------------------------	---	---	---	---

**SAFETY AND SECURITY**

ABS with Electronic Brake Force Distributor (EBFD) & Emergency Brake Assist (EBA)	●	●	●	●
Airbags: Driver and front passenger airbags (includes passenger airbag deactivation function)	●	●	●	●
Airbags: Driver and front passenger side airbags	●	●	●	●
Airbags: Front and rear curtain airbags	●	●	●	●
Alarm	●	●	●	●
Automatic door locking when moving off	●	●	●	●
Automatic hazard light activation upon heavy brake application	●	●	●	●
Deadlocking	●	●	●	●
Electric child locking functionality on rear windows and doors	●	●	●	●
Electronic Stability Programme (ESP)	●	●	●	●
Exterior temperature indicator with ice warning	●	●	●	●
Front retractable headrests and rear retractable headrests (x3), height-adjustable	●	●	●	●
Front three-point retractable seatbelts	●	●	●	●
Front ventilated disc brakes, rear disc brakes	●	●	●	●
Grip Control® (excludes 1.2L PureTech 82 S&S)	-	-	●	●
Hill assist	●	●	●	●
Isofix child seat fittings (x2) in the outer rear seats with top tethers on seat backs	●	●	●	●
PEUGEOT Connect SOS and Assistance	●	●	●	●
Programmable cruise control and speed limiter	●	●	●	●
Rear three-point retractable seatbelts (x3)	●	●	●	●
Seatbelt not fastened audible warning	●	●	●	●
Steel spare wheel (15" on petrol models)	●	●	●	●
Steel space saver spare wheel (15" on diesel models)	●	●	●	●
Thatcham approved Cat 2 immobiliser	●	●	●	●
Tyre pressure monitoring system (indirect)	●	●	●	●
4 Season mud and snow tyres (excludes 1.2L PureTech 82 S&S)	-	-	●	●

**COMFORT AND CONVENIENCE**

Aviation style handbrake	●	●	●	●
Automatic dual zone climate control	-	-	●	●
Boot area tethering points, 2 x restraint straps and 1 x netted compartment	●	●	●	●
Colour reversing camera	-	-	●	●
Dark tinted rear side and tailgate windows	-	●	●	●
Electric and heated door mirrors	●	●	●	●
Electric front windows (one touch on driver)	●	●	●	●
Electric rear windows (one touch)	●	●	●	●
Electric power steering with reach- and rake-adjustable steering column	●	●	●	●
Front central console with two cup-holders	●	●	●	●
Front interior light with reading spotlights (x2) and rear interior light with timer	●	●	●	●
Heated rear screen	●	●	●	●
Manual air conditioning	●	●	-	-
Multifunction trip computer	●	●	●	●

ACTIVE	SIGNATURE	ALLURE PREMIUM	GT LINE
--------	-----------	----------------	---------

PEUGEOT i-Cockpit®	●	●	●	●
PEUGEOT i-Cockpit®: Head-up instrument panel	●	●	●	●
PEUGEOT i-Cockpit®: 7.0" capacitive colour touchscreen	●	●	●	●
PEUGEOT i-Cockpit®: compact multi-function steering wheel	●	●	●	●
Parking sensors - rear	-	●	●	●
Power folding door mirrors	●	●	●	●
Quick clear function for windscreen (increased fan speed)	-	-	●	●
Rear centre storage compartment	●	●	●	●
Rear coat hooks (x2)	●	●	●	●
Rear windscreen wiper triggered automatically in reverse gear	●	●	●	●
Remote central locking (two remotes)	●	●	●	●
1/3 – 2/3 folding rear seat ("Magic Flat" modularity with controls accessible from the seatbacks).	●	●	●	●

**INTERIOR FEATURES**

Aluminium door sill scuff plates	-	-	-	●
Aluminium pedals	-	-	-	●
Boot lip protection plate : grained plastic	●	●	●	-
Boot lip protection plate : stainless steel	-	-	-	●
Colour central matrix trip computer display	-	-	●	●
Dashboard air conditioning panel finish - matt grey	●	●	-	-
Dashboard climate control panel finish - piano black	-	-	●	●
Dashboard transmission tunnel finish - piano black	●	●	●	●
Dashboard upper and instrument panel surround finish - piano black	●	●	●	●
Dashboard facia trim - carbon effect	●	●	●	●
Display finish to speedo and rev counter - chequered	-	-	-	●
Door panel grab handle finish - piano black	●	●	-	-
Door panel grab handle finish - 'carbon effect' grey	-	-	●	-
Door panel grab handle finish - piano black with red pinstripe detail	-	-	-	●
Door panel armrest finish - Mistral black fabric	●	●	●	-
Door panel armrest finish - Mistral black with red stitch detail	-	-	-	●
Fixing rings (x4) in load area	●	●	●	●
Gear lever - automatic in satin chrome and leather effect trim	●	●	●	●
Gear lever - manual in satin chrome (6 speed gearbox)	●	●	●	●
Gear lever - manual in satin chrome and leather effect trim (5 speed gearbox)	●	●	●	●
Head up instrument display panel dial surround lighting - blue	-	-	●	-
Head up instrument display panel dial surround lighting - red	-	-	-	●
Leather multifunction steering wheel	●	●	-	-
Leather multifunction steering wheel with grey stitch detail	-	-	●	-
Leather sports multi-function steering wheel, perforated with red stitch detail and satin chrome decorative inlay	-	-	-	●
Map pockets on front seat backs	-	-	●	●
Mistral floor mats with red contrast stitching	-	-	-	●
Parcel shelf - removable and foldable	●	●	●	●
Red contrast stitching to 'aviation style' handbrake, gear lever gaiter and door panel armrest	-	-	-	●
Roof lining - Athena Salin light grey	●	●	●	●
Satin chrome interior door handles	●	●	●	●
Satin chrome outer air vent trim	●	●	●	●

ACTIVE	SIGNATURE	ALLURE PREMIUM	GT LINE
--------	-----------	----------------	---------



**PEUGEOT 2008 SUV Range: Equipment**

Standard	●
Optional	○
Unavailable	-

	ACTIVE	SIGNATURE	ALLURE PREMIUM	GT LINE
Seating: 'Comfort' front seats	●	●	-	-
Seating: 'Sports' front seats with increased side support	-	-	●	●
Seating: driver seat height adjustment	●	●	●	●
Seating: passenger seat height adjustment	-	-	●	●
Seating trim: Mistral 'Tokyo' cloth seat trim with light grey stitch detail	●	-	-	-
Seating trim: Mistral 'Tokyo' cloth seat trim with blue stitch detail	-	●	-	-
Seating trim: Mistral 'Oxford' Premium leather effect and cloth trim with light grey stitch detail	-	-	●	-
Seating trim: Mistral 'GT Line' Premium leather effect and cloth trim with red stitch detail	-	-	-	●
<b>IN CAR ENTERTAINMENT</b>				
Bluetooth® telephone facility	●	●	●	●
Connected 3D Navigation: includes TomTom® Live updates (3 year subscription)*^	-	-	●	●
DAB Radio (Digital Audio Broadcasting)	●	●	●	●
Mirror Screen*: (Apple CarPlay™, Android Auto and MirrorLink®)	●	●	●	●
USB Socket	●	●	●	●
Voice recognition (radio, navigation and telephony features)	-	-	●	●
4-Speaker radio plus 2 tweeters, MP3 compatible	●	●	●	●
12 V sockets (x2) (dashboard, rear cabin)	●	●	●	●
<b>EXTERIOR FEATURES</b>				
Body-colour exterior door handles	●	●	●	●
Body protectors (protection at bottom of doors) in black	●	●	●	●
Door mirror shells - body colour	●	●	●	-
Door mirror shells - Nera Black	-	-	-	●
Exhaust effect trim	-	-	-	●
Front and rear bumper scuff plate - Lion Grey	-	-	●	-
Front and rear bumper scuff plate - aluminium	-	-	-	●
Front fog light trim - chrome	●	●	●	-
Front fog light trim - gloss black	-	-	-	●
GT Line® emblems in red (front wings and tailgate)	-	-	-	●
Longitudinal roof bars - light grey	●	●	●	-
Longitudinal roof bars - gloss black	-	-	-	●
Panoramic glass roof (with electric interior blind and ambient lighting)	-	-	●	●
Radiator grille - chrome surround with black facets	●	-	-	-

	ACTIVE	SIGNATURE	ALLURE PREMIUM	GT LINE
Radiator grille - chrome surround with chrome facets	-	●	●	-
Radiator grille - gloss black surround with black facets and red 'PEUGEOT' lettering	-	-	-	●
Rear side door upper trim - gloss black	●	●	-	-
Rear side door upper trim - chrome	-	-	●	-
Rear side door upper trim - gloss black (chrome on Nera Black vehicles)	-	-	-	●
Rear spoiler - body colour with gloss back edging	●	●	-	-
Rear spoiler - body colour with chrome edging	-	-	●	-
Rear spoiler - body colour with gloss black edging (chrome edging on Nera Black vehicles)	-	-	-	●
Roof mounted antenna	●	●	●	●
Side window trim - black rubber	●	●	-	●
Side window trim - chrome	-	-	-	-
Wheel arch finish - painted	●	-	-	-
Wheel arch finish - Wheel arch extensions in contrast grey	-	●	●	●
16" steel wheels with 'Silica' covers	●	-	-	-
16" 'Hydre' alloy wheels	-	●	-	-
16" 'Aquila' diamond cut alloy wheels (1.2L PureTech 82 56S model only)	-	-	●	-
17" 'Eridan' Anthra Grey diamond cut alloy wheels	-	-	●	-
17" 'Eridan' Brilliant Black diamond cut bi-tone alloy wheels	-	-	-	●
'2008' model designation badge on tailgate	●	●	●	●
<b>EXTERIOR LIGHTING AND VISIBILITY</b>				
Cornering assistance for fog lights	-	-	●	●
Halogen fog lights	●	●	●	●
Halogen headlights	●	●	●	●
Halogen side indicator lights integrated into door mirrors	●	●	●	●
LED daytime running lights built into the headlight unit	●	●	●	●
Rear halogen number plate lights (x2)	●	●	●	●
Rear halogen reverse lights and fog light	●	●	●	●
Rear halogen third brake light	●	●	●	●
Rear LED PEUGEOT signature 'Claw Effect' lights	●	●	●	●
Rear LED indicators and brake lights	●	●	●	●
Visibility Pack: Automatic headlights	-	●	●	●
Visibility Pack: Automatic windscreen wipers	-	●	●	●
Visibility Pack: Electrochromic rear view mirror (auto dimming)	-	●	●	●

\*Additional terms and conditions apply to connected services, including customer acceptance of location sharing prior to activation.

^Subject to subscription – after you have taken delivery of your vehicle, please subscribe on: <https://services-store.peugeot.co.uk/>

		ACTIVE	SIGNATURE	ALLURE PREMIUM	GT LINE	
<b>Upholstery</b>		Mistral 'Tokyo' cloth seat trim	Mistral 'Tokyo' cloth seat trim	Mistral 'Oxford' Premium leather effect and cloth trim	Mistral 'GT Line' Premium leather effect and cloth trim	Midnight black leather trim
<b>Top-stitching</b>		Light Grey	Blue	Light Grey	Red	
<b>Carpets / Roof-lining</b>		Mistral black / Athena Salin light grey				
<b>SOLID PAINT</b>						
<b>Hurricane Grey</b>	P09G	●	●	●	●	○
<b>Bianca White</b>	P0WP	○	○	○	-	-
<b>METALLIC PAINT</b>						
<b>Nera Black</b>	M09V	○	○	○	○	○
<b>Cumulus Grey</b>	M0F4	○	○	○	○	○
<b>Nimbus Grey</b>	M0VL	○	○	○	○	○
<b>Quasar Blue**</b> **Available from June 2019 production	MOQB	-	○	○	○	○
<b>SPECIAL / PEARLESCENT PAINT</b>						
<b>Pearlescent White</b>	M6N9	-	○	○	○	○
<b>Ultimate Red</b>	M5F3	-	○	○	○	○



Hurricane Grey



Bianca White



Nera Black



Nimbus Grey



Cumulus Grey



Quasar Blue\*\*  
\*\*Available from June 2019



Pearlescent White



Ultimate Red

	ACTIVE	SIGNATURE	ALLURE PREMIUM	GT LINE	
<b>Upholstery</b>	Mistral 'Tokyo' cloth seat trim	Mistral 'Tokyo' cloth seat trim	Mistral 'Oxford' Premium leather effect and cloth trim	Mistral 'GT Line' Premium leather effect and cloth trim	Midnight black leather trim
<b>Trim Code</b>	59FX	59FM	9DFX	A2FS	3UFS
<b>Top-stitching</b>	Light grey	Blue	Light grey	Red	
	ACTIVE	SIGNATURE	ALLURE PREMIUM	GT LINE	
<b>16" steel wheels with 'Silica' covers</b>	•	-	-	-	
<b>16" 'Hydre' alloy wheels</b>	-	•	-	-	
<b>16" 'Aquila' diamond cut alloy wheels (1.2L PureTech 82 S&amp;S model only)</b>	-	-	•	-	
<b>17" 'Eridan' Anthra Grey diamond cut alloy wheels</b>	-	-	•	-	
<b>17" 'Eridan' Brilliant Black diamond cut bi-tone alloy wheels</b>	-	-	-	•	
<b>17" 'Eridan' Black Alloy Wheel (Only available as part of option J3KB)</b>	-	-	-	○	




**Mistral 'Tokyo' cloth**  
(Standard on Active and Signature models)



**Mistral 'Oxford' Premium leather effect and cloth**  
(Standard on Allure Premium models)



**Mistral 'GT Line' Premium leather effect and cloth**  
(Standard on GT Line models)



**Midnight black leather**  
(Cost option on GT Line models)



**16" 'Silica'**



**16" 'Hydre'**



**16" 'Aquila'**



**17" 'Eridan' Anthra**



**17" 'Eridan' Brilliant Black**



**17" 'Eridan' Black**



		1.2L PureTech 82 S&S 5-speed manual	1.2L PureTech 110 EAT6 S&S 6-speed Efficient Automatic Transmission	1.2L PureTech 130 S&S 6-speed manual	1.5L BlueHDi 100 S&S 5-speed manual	1.5L BlueHDi 120 EAT6 S&S 6-speed Efficient Automatic Transmission	
DRIVETRAIN	Fuel type	Petrol	Petrol	Petrol	Diesel	Diesel	
	Stop and Start functionality	●	●	●	●	●	
	Cubic capacity (cc)	1199	1199	1199	1499	1499	
	Maximum power hp (Kw)	83 (61) @ 5750 rpm	110 (81) @ 5500 rpm	131 (96) @ 5500 rpm	102 (75) @ 3500 rpm	120 (88) @ 3500 rpm	
	Maximum torque lb/ft (Nm)	118 @ 2750 rpm	205 @ 1750 rpm	230 @ 1750 rpm	250 @ 1750 rpm	300 @ 1750 rpm	
	5 speed manual	●			●		
	6 speed manual			●			
	6 speed automatic		●			●	
BRAKES	Front and rear discs	●	●	●	●	●	
SUSPENSION AND TYRES	Front suspension	Independent wheels - Pseudo-Mac Pherson axle					
	Rear suspension	Cross Deformable Beam					
	Size - 16" tyres	195/60 R16 H	195/60 R16 H	-	195/60 R16 H	-	
	Size - 17" tyres	-	205/50 R17 V	205/50 R17 V	205/50 R17 V	205/50 R17 V	
	Spare wheel (15" on PureTech / space saver on BlueHDi)	●	●	●	●	●	
FUEL	Capacity (litres)	50					
REGULATED EMISSIONS	Carbon monoxide (mg/km)	515.4	531.2	416.7	88.5	114.4	
	Total hydrocarbons (mg/km)	31.5	34.2	34.5	-	-	
	Nitrogen Oxides (mg/km)	32.6	17.5	24.8	45.9	39.1	
	Total Hydrocarbons + Nitrogen Oxides (mg/km)	-	-	-	65.6	58.6	
	Particulate Matter (mg/km)	-	0.97	0.76	0.72	0.76	
FUEL CONSUMPTION, EMISSIONS and PERFORMANCE (driver only) INFORMATION	WLTP V. Low / V. High Fuel Consumption	Maximum speed (mph)	105	116	124	113	120
		Acceleration 0-62 mph driver only (sec)	13.6	10.5	9.3	10.6	9.5
		Fuel Consumption: Low MPG (litres/100km) ^	40.6 - 40.3 (7.0 - 7.0)	32.8 - 32.4 (8.6 - 8.7)	38.9 - 36.6 (7.3 - 7.7)	59.5 - 50.4 (4.7 - 5.6)	49.0 - 45.7 (5.8 - 6.2)
		Fuel Consumption: Medium MPG (litres/100km) ^^	51.2 - 48.0 (5.5 - 5.9)	44.7 - 40.1 (6.3 - 7.0)	53.0 - 46.4 (5.3 - 6.1)	71.2 - 58.4 (4.0 - 4.8)	61.1 - 55.2 (4.6 - 5.1)
		Fuel Consumption: High MPG (litres/100km) ^^^	54.2 - 50.3 (5.2 - 5.6)	52.9 - 45.8 (5.3 - 6.2)	59.0 - 52.0 (4.8 - 5.4)	77.9 - 64.0 (3.6 - 4.4)	68.2 - 61.2 (4.1 - 4.6)
		Fuel Consumption: Extra High MPG (litres/100km) ^^*	42.1 - 38.7 (6.7 - 7.3)	45.1 - 36.6 (6.3 - 7.7)	46.9 - 41.5 (6.0 - 6.8)	60.4 - 50.4 (4.7 - 5.6)	53.6 - 48.9 (5.3 - 5.8)
		Fuel Consumption: Combined MPG (litres/100km) ^^*	46.8 - 43.8 (6.0 - 6.5)	44.8 - 39.1 (6.3 - 7.2)	49.9 - 44.4 (5.7 - 6.4)	67.0 - 55.6 (4.2 - 5.1)	58.2 - 52.9 (4.9 - 5.3)
		Regulated Emission Standard	Euro 6.2	Euro 6.2	Euro 6.2	Euro 6.2	Euro 6.2
Carbon Dioxide (CO2) emissions Combined (g/km)	112 - 115	114 - 133	112 - 119	86 - 94	102 - 107		
VEHICLE WEIGHT INFORMATION (KG)	Gross vehicle weight	1,580	1,680	1,665	1,700	1,750	
	Mass in service	1,198	1,320	1,284	1,334	1,344	
	Kerb weight	1,080	1,190	1,155	1,205	1,205	
	Gross train weight	2,360	2,630	2,615	2,660	2,720	
	Maximum braked trailer weight	1,100	1,250	1,250	1,260	1,270	
	Maximum tow ball weight	51	51	51	51	51	
INSURANCE CODES	Active	13E	18E	-	18E	-	
	Signature	TBC	TBC	-	TBC	-	
	Allure Premium	13E	TBC	TBC	19E	TBC	
	GT Line	-	19E	21E	19E	23E	

The fuel consumption you achieve, and CO2 produced, in real world conditions will depend upon a number of factors: including the accessories fitted (post registration), variations in weather, driving styles and vehicle load. There is a new test (WLTP\*) used to measure fuel consumption and CO2 figures. The CO2 figures shown are NEDC equivalent, calculated using EC correlation tool which converts WLTP figures to NEDC figures, however, these NEDCeq figures are based on the outgoing test cycle (NEDC\*\*) and will be used to calculate tax for first registration. Figures shown are for comparability purposes; you should only compare fuel consumption and CO2 figures with other vehicles tested using the same technical standard.

\*WLTP - Worldwide harmonized Light vehicles Test Procedure. \*\*NEDC - New European Driving Cycle.

^ 'LOW': Low speed city driving, representative of city centre driving, maximum 35mph.

^^ 'MEDIUM': Medium speed town driving, representative of town or suburban driving, maximum 50mph.

^^^ 'HIGH': High speed rural driving, representative of A-road or dual carriageway driving, maximum 60mph.

^^\* 'EXTRA HIGH': Extra High speed motorway driving, representative of a typical European motorway, maximum 81mph.

^^^\* 'COMBINED': A mixed journey average of all elements

Figures quoted reflect a range of configurations (including non-UK market vehicles) and are subject to changes resulting from ongoing product development, range evolutions, testing and evaluations.



All PEUGEOT models equipped with BlueHDi engine technology are fitted with SCR technology (Selective Catalytic Reduction) and particulate filtration to treat exhaust gases.

### How Does the Process Work?

The process specifically targets the pollutants of diesel combustion, removing hydrocarbons and carbon monoxide, reducing nitrogen oxides by up to 90% and eliminating 99.9% of particulates.

This occurs during a three stage process:

- Stage One - the oxidation catalytic converter eliminates the hydrocarbons (HC) and the carbon monoxide (CO), transforming them into water (H<sub>2</sub>O) and carbon dioxide (CO<sub>2</sub>)
- Stage Two - the SCR (Selective Catalytic Reduction) transforms the nitrogen oxides (NOx) into water (H<sub>2</sub>O) and nitrogen (N<sub>2</sub>), which is the main constituent of air (78%), due to the addition of AdBlue® (mixture of urea and water)
- Stage Three - the Particulate Emission Filter eliminates 99.9% of the particulates by number, leaving just harmless water (H<sub>2</sub>O) and nitrogen (N<sub>2</sub>) gases to be emitted from the exhaust



To allow treatment of nitrogen oxides (NOx) emissions, PEUGEOT passenger cars powered by BlueHDi engine technology are fitted with a separate AdBlue® tank to hold the solution. In most instances this tank is around 17 litres in size. AdBlue® like fuel and screenwash is treated as a consumable and must be kept regularly topped up. Various factors can affect consumption of AdBlue® including but not limited to driving style, weight carried in the vehicle and environmental factors.

PEUGEOT Model	AdBlue® Tank Size	Tank Location	Top Up Required
2008 SUV	15 litres	Passenger side, under fuel filler cap	Around 3,500 miles / after 7 fuel fill-ups

### Topping Up AdBlue®

To prevent your PEUGEOT running out of the AdBlue® additive the car is fitted with a low level detection facility, just as would be the case with fuel. A series of notifications are available but where the AdBlue® range exceeds 1,500 miles (2,400 km), no information range is automatically displayed.



- Remaining range between 1,500 and 500 miles (2,400 and 800 km): When switching on the ignition, the orange warning lamp (as shown on the left) comes on for about thirty seconds, accompanied by the display of a message ("Top up AdBlue: Starting prevented in x miles/km") indicating the remaining range expressed in miles or kilometres. The reserve level has been reached; it is recommended that you top up as soon as possible



- Remaining range between 500 and 62 miles (800 and 100 km): When switching on the ignition, this warning lamp comes on, accompanied by an audible signal (1 beep) and the display of a message (e.g. "Top up AdBlue: Starting impossible in x miles") indicating the remaining range expressed in miles or kilometres. When driving, the audible signal and the message display are triggered every 62 miles (100 km) until the level is topped up. It is essential to top up as soon as possible and before the tank is completely empty; otherwise it will not be possible to restart the engine after the next stop

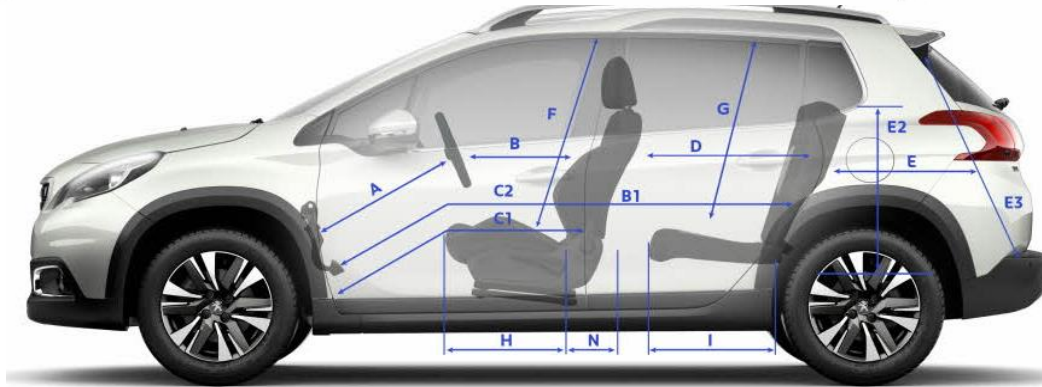


- Remaining range less than 62 miles (100 km): When driving, the audible signal and the message display are triggered every 6 miles (10 km) until the AdBlue tank is topped up. It is essential to top up as soon as possible and before the tank is completely empty; otherwise it will not be possible to restart the engine after the next stop.

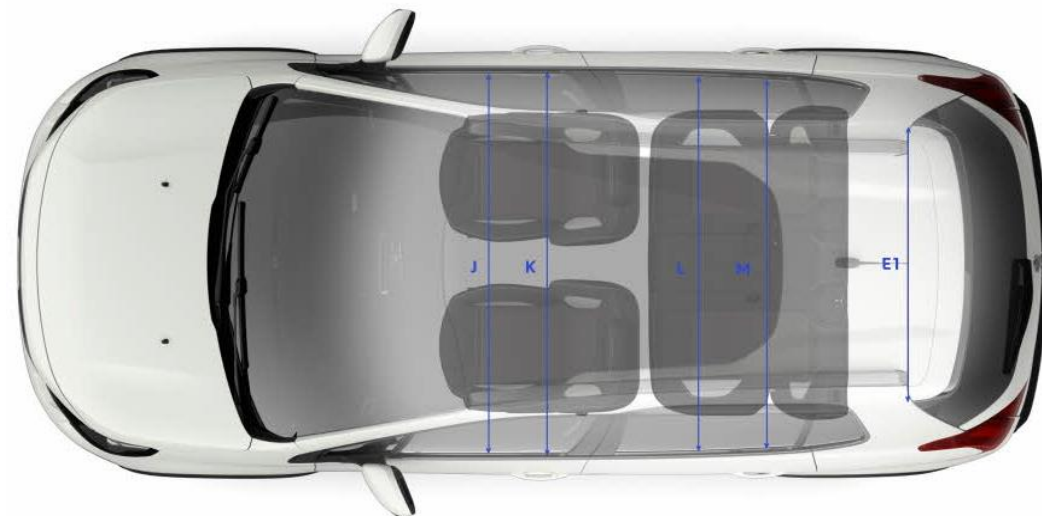
### Important Points

- If your vehicle's AdBlue® tank is completely empty – which is confirmed by the alert messages and the impossibility of starting the engine - you must add at least 5 litres of AdBlue® solution
- Never pour AdBlue® into the Diesel fuel tank
- If any AdBlue® is splashed, or if there are any spillages on the side of the body, rinse immediately with cold water or wipe with a damp cloth
- If the fluid has crystallised, clean it off using a sponge and hot water
- Keep AdBlue® out of the reach of children, in its original container
- Never store AdBlue® containers in your vehicle
- Use only AdBlue® fluid that meets the ISO 22241 standard
- Never transfer AdBlue® to another container: it would lose its purity
- Never dilute AdBlue® with water
- Important: in the event of a top-up after an AdBlue® breakdown, you must wait about five minutes before switching on the ignition, without opening the driver's door, unlocking the vehicle or bringing the electronic key into the passenger compartment.





	(mm)
A	720
B	611
C1	874
C2	1689
D	814
E	752
E1	1042
E2	514
E3	841
F	898
G	876
H	478
I	468
J	1408
K	1360
L	1386
M	1337
N	230





## PEUGEOT 2008 SUV Range: Service Contracts

### PEUGEOT offer two levels of Service Contract:

#### PEUGEOT Service Plans

##### What's included:

- PEUGEOT Service Plans offer complete assurance that all your servicing costs will be completely covered for the duration of the plan
- We offer PEUGEOT Service Plans for up to five years with many mileage options
- One-off up front or monthly direct debit payment options available

##### Monthly price examples\*:

36 Months / 30,000 Miles	48 Months / 40,000 Miles	60 Months / 50,000 Miles
12.53 per month	16.13 per month	16.74 per month

\* Price examples based on an annual mileage of 10,000 per annum

A PEUGEOT Service Plan can be purchased up to 12 months after registration date. The prices quoted above are indicative, for a bespoke quote please contact your local PEUGEOT Dealer. If the plan is taken out after the date of registration an additional payment will be required to cover this starting period. Any normal wear and tear maintenance work such as replacement of tyres, brake pads, brake discs, clutches, shock absorbers, wipers, batteries, bulbs, silencer, exhausts and windscreens are excluded. Servicing must be carried out by a PEUGEOT Authorised Repairer in the UK. PEUGEOT Motor Company reserve the right to change, amend or withdraw this product at any time.

#### Extended PEUGEOT Assistance\*

##### What's included: Extension of your PEUGEOT Assistance Cover

- Offers you the opportunity to extend PEUGEOT Assistance up to a further two years
- Cover includes:
  - PEUGEOT Assistance from Home
  - PEUGEOT Roadside Assistance
  - PEUGEOT Recovery
  - PEUGEOT Onward Travel
  - PEUGEOT European Cover

\* Excludes non-vehicle induced faults

To find out about extending your PEUGEOT Assistance cover, call 0800 294 0294.



Model shown is PEUGEOT 2008 SUV Allure Premium with optional Ultimate Red special paint.

Manufacturers Recommended Retail Price On The Road

The On the Road MRRP featured includes the following from April 2019:

Tax band	CO2 (g/km)	First Year VED (Petrol)	First Year VED (Diesel)	Annual Tax	First Reg fee	Delivery Charge	VAT @ 20% on Delivery	Total OTR Costs (Petrol)	Total OTR Costs (Diesel)
A	0	£0.00	£0.00	£0.00	£55.00	£583.33	£116.67	£755.00	£755.00
B	1-50	£10.00	£25.00	£145.00	£55.00	£583.33	£116.67	£765.00	£780.00
C	51-75	£25.00	£110.00	£145.00	£55.00	£583.33	£116.67	£780.00	£865.00
D	76-90	£110.00	£130.00	£145.00	£55.00	£583.33	£116.67	£865.00	£885.00
E	91-100	£130.00	£150.00	£145.00	£55.00	£583.33	£116.67	£885.00	£905.00
F	101-110	£150.00	£170.00	£145.00	£55.00	£583.33	£116.67	£905.00	£925.00
G	111-130	£170.00	£210.00	£145.00	£55.00	£583.33	£116.67	£925.00	£965.00
H	131-150	£210.00	£530.00	£145.00	£55.00	£583.33	£116.67	£965.00	£1,285.00
I	151-170	£530.00	£855.00	£145.00	£55.00	£583.33	£116.67	£1,285.00	£1,610.00
J	171-190	£855.00	£1,280.00	£145.00	£55.00	£583.33	£116.67	£1,610.00	£2,035.00
K	191-225	£1,280.00	£1,815.00	£145.00	£55.00	£583.33	£116.67	£2,035.00	£2,570.00
L	226-255	£1,815.00	£2,135.00	£145.00	£55.00	£583.33	£116.67	£2,570.00	£2,890.00
M	Over 255	£2,135.00	£2,135.00	£145.00	£55.00	£583.33	£116.67	£2,890.00	£2,890.00

VAT is calculated at 20%

VAT is not applicable to cars sold in the Channel Islands

PEUGEOT 3 Years of Warranty

All vehicles first registered in the UK and purchased from a UK PEUGEOT Dealer benefit from a PEUGEOT 2 year unlimited mileage manufacturer's warranty and a free optional additional 1 year of warranty provided by the PEUGEOT Dealer Network in the UK.

PEUGEOT Assistance

All new PEUGEOTs come with PEUGEOT Assistance, our breakdown assistance service.

PEUGEOT Assistance is available every minute of the day and night; 365 days of the year, for you and anyone else driving your PEUGEOT with your permission.

Full details are available at [www.peugeot.co.uk](http://www.peugeot.co.uk)

Terms and Conditions

All information and prices correct at time of publication, but are subject to change at any time without prior notice (which may occur as a result of matters including, but not limited to, any changes in legislation and/or any changes by the government).

It is our policy to continually improve our vehicles in every way. To avoid any misunderstandings you are advised to check with your PEUGEOT Dealer the prices, specification (including colour), equipment, accessories and equipment relating to any PEUGEOT vehicle and the exact cost and availability prior to ordering.

Where a feature is described as an option in this publication it should be assumed that it is at extra cost unless specifically stated otherwise.

Issued by Sales and Marketing, PEUGEOT Motor Company PLC, Pinley House, Sunbeam Way, Coventry CV3 1ND.



PEUGEOT