



# PEUGEOT 3008 SUV

## NOW WITH **HYBRID** TECHNOLOGY

PRICES, EQUIPMENT AND TECHNICAL SPECIFICATIONS

Version 28 - 1st July 2020

Model Year - 2020.5



PEUGEOT



Model shown is PEUGEOT 3008 SUV Allure with optional metallic paint, black diamond roof and panoramic opening glass roof.

The PEUGEOT 3008 SUV reveals both its strength and its character. Reinforced by its streamlined design, this distinct SUV combines robustness with elegance. Jump on board the PEUGEOT 3008 SUV and find yourself immersed in a sensory and technological world that will guarantee an enhanced driving experience.

**PEUGEOT 3008 SUV models come with the following equipment as standard:**

**Safety and Security**

- ABS (Anti-lock Braking System) with REF (Electronic Braking Distribution) and AFU (Emergency Braking Assistance)
- Airbags
  - Adaptive driver and front passenger airbags (includes passenger airbag deactivation function)
  - Driver and front passenger side airbags
  - Front and rear curtain airbags
- Alarm (perimetric, volumetric with lift and tilt sensor on HYBRID and 2.0L BlueHDi versions)
- Automatic door locking when moving off
- Automatic hazard light activation upon heavy brake application
- CDS (Dynamic Stability Control) and ASR (Electronic Anti-skid System)
- Electric child locking functionality on rear windows and doors
- DAA1 (Driver attention alert system)
- Electronic code immobiliser
- Exterior temperature indicator with ice warning
- Front optimised safety headrests and rear retractable headrests (x3), height-adjustable.
- Front three-point retractable seatbelts, height-adjustable, with pre-tensioners and force limiters
- Front ventilated disc brakes, rear disc brakes
- Gear Shift Indicator
- Headlights left on audible warning
- Isofix child seat fittings (x3) in the front passenger and outer rear seats
- Programmable cruise control and speed limiter
- Rear three-point retractable seatbelts (x3), with pre-tensioners and force limiters in the outer rear seats
- Seatbelt not fastened audible and visual alert for front seats
- Seatbelt unfastened on the move audible and visual alert for front and rear seats
- Speed limit recognition and recommendation
- Steel space saver spare wheel (Unavailable on HYBRID versions)
- HYBRID versions come with 3.7kW monophasic on board charger and a Mode 3 Type 2 cable for wallbox charging

**Comfort and Convenience**

- Central front armrest with butterfly-wing opening and illuminated storage compartment
- Electric and heated door mirrors
- Electric parking brake (includes hill assist)
- Electric power steering with reach and rake-adjustable steering column
- Front central console with two cup-holders
- Front interior light with reading spotlights (x2) and rear interior light with timer
- Front windscreen wiper with "Magic Wash" cleaning system
- Grab handles (x4), retractable with damping
- Heated rear windscreen with integrated antenna
- Illuminated glove box
- Map pockets on front seat backs
- Mechanical height-adjustable driver's seat
- Multifunction trip computer
- New PEUGEOT i-Cockpit®:
  - Configurable 12.3" head-up digital instrument panel
  - 8.0" capacitive touchscreen
  - Compact multi-function steering wheel
- One-touch electric front and rear windows with pinch protection
- Rear armrest with ski flap and two cup-holders
- Rear centre console ventilation system
- Rear coat hooks (x2)
- Rear windscreen wiper triggered automatically in reverse gear
- Remote central locking (two remotes)
- Two-position boot floor - **unavailable on HYBRID versions**
- Frameless rear view mirror with 'Electric' mode light on HYBRID versions
- 1/3 - 2/3 folding rear seat ("Magic Flat" modularity with controls accessible from the boot. "Magic Flat" unavailable on HYBRID versions).

**Interior Features**

- Blue ambient lighting for connecting zone
- 'Brumeo' fabric trimmed door armrests
- Dashboard, front and rear door panels finish - carbon effect
- Fixing rings (x4) in load area
- Flocked glove box interior
- Gear lever - automatic in satin chrome
- Gear lever - manual in satin chrome (6 speed gearbox)
- Roof lining - light grey
- Satin chrome dashboard trim
- Satin chrome digital instrument panel and touchscreen trim
- Satin chrome interior door handles
- Satin chrome 'Scorpion's Tail' and toggle switch trim

**In Car Entertainment**

- Bluetooth® telephone facility
- USB socket
- 6-speaker radio, MP3 compatible
- 12 V sockets (x3) (dashboard, rear cabin and load area)

**Exterior Features**

- Body-colour exterior door handles
- Body-colour rear spoiler with stainless steel edging trim
- Body protectors (bottom of front and rear bumpers + wheel arches + protection at bottom of doors) in black
- Chrome rear bumper fascia
- Door mirror shells: body colour
- Front wing trim: black
- Gloss black B and C pillar and aerodynamic deflector trim
- Gloss black strip rear cluster connecting strip
- Gloss black windscreen trim
- Radiator grille: chrome edge trim and facets
- Roof - body colour
- Side window trim: black rubber
- Stainless steel roof arch trim

**Exterior Lighting and Visibility**

- Halogen headlights
- LED daytime running lights built into the headlight unit
- LED side indicator lights integrated into door mirrors
- Rear number plate lights (x2)



Model shown is PEUGEOT 3008 SUV Allure with optional metallic paint, black diamond roof and panoramic opening glass roof.





**ACTIVE** With the perfect balance of character and strength, Active is the perfect place to start your journey

**Safety and Security**

- Lane departure warning system
- Safety pack
  - V-AEB (Automatic Emergency Braking System)
  - Distance alert system

**Comfort and Convenience**

- Automatic dual zone climate control
- Parking sensors - rear
- Reading spotlights (x2), in rear

**Interior Features**

- Blue ambient lighting to head-up instrument panel
- Leather steering wheel with stitch detail
- Seating
  - Height adjustable driver and front passenger seat
  - Mistral 'Meco' cloth seat trim

**In Car Entertainment**

- DAB radio (Digital Audio Broadcasting)
- Mirror Screen\*:
  - Apple CarPlay™
  - Android Auto

**Exterior Features**

- Aluminium longitudinal roof bars
- Chrome front fog light trim
- 17" 'Chicago' alloy wheels

**Exterior Lighting and Visibility**

- Halogen fog lights
- Visibility pack
  - Automatic headlights
  - Automatic windscreen wipers
  - Electrochrome rear view mirror (auto dimming)
  - 'Follow me home' headlights



**ALLURE** With added style and specification, enjoy the ultimate in understated luxury

**HYBRID**

**Active Specification +**

**Safety and Security**

- PEUGEOT Connect SOS and Assistance
- Safety plus pack
  - ABSD (Active Blind Spot Detection)
  - LKA (Active Lane Keeping Assistance)
  - DAA3 (Advanced Driver Attention Alert)
  - PEUGEOT Smartbeam Assistance

**Comfort and Convenience**

- Dark tinted rear side and tailgate windows
- Illuminated vanity mirrors
- LED interior lighting (roof)
- Parking sensors - front and rear
- Power folding door mirrors with blind spot detection indicator and auto dipping function in reverse gear
- 180° colour reversing camera
- PEUGEOT Open and Go (keyless entry and push button start) - **HYBRID versions ONLY**

**Interior Features**

- Blue ambient lighting to front door panels, central storage and cupholders
- Full grain leather steering wheel with stitch detail
- Dashboard, front and rear door panel finish: 'Brumeo' fabric
- Satin chrome front door panel recess trim
- Seating
  - Driver seat lumbar adjustment
  - Foldable front passenger seat with picnic table
  - Mistral 'Piedimonte' leather effect and cloth seat trim

**In Car Entertainment**

- Connected 3D Navigation\*
  - Automatic connection via PEUGEOT Connect
  - TomTom® Live updates (3 year subscription)^
  - SpeedCam / Danger Zones paid subscription available at extra cost (please refer to options page for pricing)

- Voice recognition (radio, navigation and telephony features)

**Exterior Features**

- Front bumper scuff plate in Lion Grey
- Front wing trim: black with chrome detail
- 18" 'Detroit' diamond cut alloy wheels
- 'HYBRID' emblems on front wings and tailgate - **HYBRID versions ONLY**

**Exterior Lighting and Visibility**

- Door mirror mounted LED courtesy approach lights

\*Additional terms and conditions apply to connected services, including customer acceptance of location sharing prior to activation.

^Subject to subscription – after you have taken delivery of your vehicle, please subscribe on: <https://services-store.peugeot.co.uk/>





**GT LINE** The best of all worlds, sports styling combined with outstanding levels of efficiency and specification.

**HYBRID HYBRID 4**

**Allure Specification +**

**Safety and Security**

- Self levelling headlights

**Comfort and Convenience**

- LED interior lighting (storage spaces, load area)
- PEUGEOT Open and Go (keyless entry and push button start) - **HYBRID versions only**

**Interior Features**

- Aikinite contrast stitching to armrest, gear lever gaiter and dashboard fascia
- Flocked front door pocket interior with blue ambient lighting
- Mistral floor mats with Aikinite contrast stitching
- Mistral full grain perforated leather steering wheel with Aikinite stitch detail and satin chrome 'GT Line' emblem
- Roof lining - Tramontane black
- Seating
  - Mistral 'Imila' leather effect and cloth seat trim with Aikinite 'double stitch detail'

**In Car Entertainment**

- Smartphone charging plate

**Exterior Features**

- Door mirror shells: Nera black
- 'GT Line' emblems in satin copper (front wings and tailgate) - **excluding HYBRID versions**
- 'HYBRID' emblems on front wings and tailgate - **HYBRID versions only**
- Radiator grille: chequered with black 'PEUGEOT' lettering
- Roof: 'Black Diamond'
- Side window trim: chrome
- Sports front bumper design
- Twin exhaust effect trim

**Exterior Lighting and Visibility**

- Full LED headlights
- LED foglamps (include static cornering function)
- LED sequential scrolling front indicators

**GT Line Premium** Building on the sports styling and efficiency of GT Line with added luxury and style.

**GT Line Specification +**

**Comfort and Convenience**

- PEUGEOT Open and Go (keyless entry and push button start)
- Smart electric tailgate (foot operated)

**In Car Entertainment**

- 230V Socket (not GT)

**Interior Features**

- Seating
  - Driver seat multi-point massage function
  - Driver and front passenger seat heating

**Exterior Features**

- Panoramic opening glass roof (with electric interior blind and blue ambient lighting)
- '19" 'Washington' two tone diamond cut alloy wheels (includes tall & narrow tyre for increased efficiency)

**Exterior Lighting and Visibility**

- Door mirror mounted LED 'PEUGEOT Lion' approach lights





**GT** The ultimate in SUV luxury, any journey no matter the distance will leave you wanting for nothing.

**GT Line Premium Specification +**



**Safety and Security**

- ACC Stop (Adaptive Cruise Control with stop function)

**Comfort and Convenience**

- Visio Park 2: 360° Colour camera system + automated parking assistance

**Interior Features**

- Dashboard, front and rear door panel finish: grey oak
- Gear lever - automatic in full grain leather and satin chrome
- Mistral full grain perforated leather steering wheel with Aikinite stitch detail and satin chrome 'GT' emblem

**Interior Features**

- Seating
  - Driver seat 2 position memory function
  - Driver seat multi-way electric adjustment (includes electric lumbar adjustment)
  - Driver and front passenger seat adjustable cushion nose
  - Nappa Mistral full grain leather seat trim with Aikinite double stitch detail

**In Car Entertainment**




- FOCAL® premium HIFI speaker system

**Exterior Features**

- 'GT' emblems in satin copper (front wings and tailgate) - **excluding HYBRID versions**
- 'HYBRID' and 'HYBRID4' emblems on front wings and tailgate - **HYBRID versions only**



**PEUGEOT 3008 SUV Range - Pricelist**

	ENGINE	Fuel	RDE2 Compliant	HP	TITRE CODE (DIALOG DESCRIPTION)	CO <sub>2</sub> g/km	BASIC MRRP	VAT (£)	TOTAL MRRP	OTR COSTS	ON THE ROAD MRRP	P11D VALUE (£)	2020/21 BIK %	*Indicative 2020/21 BIK £/mth @ 20%	*Indicative 2020/21 BIK £/mth @ 40%
<b>Active</b>	1.2L PureTech 130 S&S 6-speed manual	Petrol	Yes	131	1PP8SYHNPKTOA0D2 (3008 ACT PT130)	146	21,600.00	4,320.00	25,920.00	985.00	<b>26,905.00</b>	26,635.00	32%	142.05	284.11
	1.2L PureTech 130 EAT8 S&S 8-speed Efficient Automatic Transmission	Petrol	Yes	131	1PP8SYHNPI1TOA0D2 (3008 ACT PT130A)	152	22,933.33	4,586.67	27,520.00	1,310.00	<b>28,830.00</b>	28,235.00	33%	155.29	310.58
	1.5L BlueHdi 130 S&S 6-speed manual	Diesel	Yes	131	1PP8SYHMAKTOA0D2 (3008 ACT BHD1130)	137	22,950.00	4,590.00	27,540.00	985.00	<b>28,525.00</b>	28,255.00	30%	141.27	282.55
	1.5L BlueHdi 130 EAT8 S&S 8-speed Efficient Automatic Transmission	Diesel	Yes	131	1PP8SYHMA1TOA0D2 (3008 ACT BHD1130A)	135	24,283.33	4,856.67	29,140.00	985.00	<b>30,125.00</b>	29,855.00	30%	149.27	298.55
<b>Allure</b> 	1.2L PureTech 130 S&S 6-speed manual	Petrol	Yes	131	1PP8SYNPNKTOA0D2 (3008 ALL PT130)	146	23,100.00	4,620.00	27,720.00	985.00	<b>28,705.00</b>	28,435.00	32%	151.65	303.31
	1.2L PureTech 130 EAT8 S&S 8-speed Efficient Automatic Transmission	Petrol	Yes	131	1PP8SYNPN1TOA0D2 (3008 ALL PT130A)	152	24,433.33	4,886.67	29,320.00	1,310.00	<b>30,630.00</b>	30,035.00	33%	165.19	330.38
	1.5L BlueHdi 130 S&S 6-speed manual	Diesel	Yes	131	1PP8SYPMAKTOA0D2 (3008 ALL BHD1130)	137	24,450.00	4,890.00	29,340.00	985.00	<b>30,325.00</b>	30,055.00	30%	150.27	300.55
	1.5L BlueHdi 130 EAT8 S&S 8-speed Efficient Automatic Transmission	Diesel	Yes	131	1PP8SYPMA1TOA0D2 (3008 ALL BHD1130A)	136	25,783.33	5,156.67	30,940.00	985.00	<b>31,925.00</b>	31,655.00	30%	158.27	316.55
	2.0L BlueHdi 180 EAT8 S&S 8-speed Efficient Automatic Transmission	Diesel	Yes	177	1PP8SYPKA1TOA0D2 (3008 ALL BHD1180A)	161	27,250.00	5,450.00	32,700.00	1,310.00	<b>34,010.00</b>	33,415.00	35%	194.92	389.84
	HYBRID 225 e-EAT8	Hybrid	Yes	225	1PP8SYRNKATOA0D2 (3008 ALL HYB225A)	30	29,858.33	5,971.67	35,830.00	770.00	<b>36,600.00</b>	36,545.00	6%	36.55	73.09
<b>GT Line</b> 	1.2L PureTech 130 S&S 6-speed manual	Petrol	Yes	131	1PP8SYTNPKTOA0D2 (3008 GTL PT130)	147	24,683.33	4,936.67	29,620.00	985.00	<b>30,605.00</b>	30,335.00	32%	161.79	323.57
	1.2L PureTech 130 EAT8 S&S 8-speed Efficient Automatic Transmission	Petrol	Yes	131	1PP8SYTNP1TOA0D2 (3008 GTL PT130A)	152	26,016.67	5,203.33	31,220.00	1,310.00	<b>32,530.00</b>	31,935.00	33%	175.64	351.28
	1.6L PureTech 180 EAT8 S&S 8-speed Efficient Automatic Transmission	Petrol	Yes	181	1PP8SYTLL1TOA0D2 (3008 GTL PT180A)	165	27,433.33	5,486.67	32,920.00	1,310.00	<b>34,230.00</b>	33,635.00	36%	201.81	403.62
	1.5L BlueHdi 130 S&S 6-speed manual	Diesel	Yes	131	1PP8SYTMAKTOA0D2 (3008 GTL BHD1130)	137	26,033.33	5,206.67	31,240.00	985.00	<b>32,225.00</b>	31,955.00	30%	159.77	319.55
	1.5L BlueHdi 130 EAT8 S&S 8-speed Efficient Automatic Transmission	Diesel	Yes	131	1PP8SYTMA1TOA0D2 (3008 GTL BHD1130A)	136	27,366.67	5,473.33	32,840.00	985.00	<b>33,825.00</b>	33,555.00	30%	167.77	335.55
	2.0L BlueHdi 180 EAT8 S&S 8-speed Efficient Automatic Transmission	Diesel	Yes	177	1PP8SYTKA1TOA0D2 (3008 GTL BHD1180A)	162	28,833.33	5,766.67	34,600.00	1,310.00	<b>35,910.00</b>	35,315.00	35%	206.00	412.01
	HYBRID 225 e-EAT8	Hybrid	Yes	225	1PP8SYUNKATOA0D2 (3008 GTL HYB225A)	31	31,441.67	6,288.33	37,730.00	770.00	<b>38,500.00</b>	38,445.00	6%	38.45	76.89
HYBRID4 300 e-EAT8	Hybrid	Yes	300	1PP8SYUNK2TOA0D2 (3008 GTL HYB300A)	29	35,608.33	7,121.67	42,730.00	770.00	<b>43,500.00</b>	43,445.00	6%	43.45	86.89	
<b>GT Line Premium</b>	1.2L PureTech 130 S&S 6-speed manual	Petrol	Yes	131	1PP8SYTNPKTOBUD2 (3008 GTLP PT130)	149	26,370.83	5,274.17	31,645.00	985.00	<b>32,630.00</b>	32,360.00	32%	172.59	345.17
	1.2L PureTech 130 EAT8 S&S 8-speed Efficient Automatic Transmission	Petrol	Yes	131	1PP8SYTNP1TOBUD2 (3008 GTLP PT130A)	154	27,704.17	5,540.83	33,245.00	1,310.00	<b>34,555.00</b>	33,960.00	33%	186.78	373.56
	1.6L PureTech 180 EAT8 S&S 8-speed Efficient Automatic Transmission	Petrol	Yes	181	1PP8SYTLL1TOBUD2 (3008 GTLP PT180A)	167	29,120.83	5,824.17	34,945.00	1,310.00	<b>36,255.00</b>	35,660.00	36%	213.96	427.92
	1.5L BlueHdi 130 S&S 6-speed manual	Diesel	Yes	131	1PP8SYTMAKTOBUD2 (3008 GTLP BHD1130)	139	27,720.83	5,544.17	33,265.00	985.00	<b>34,250.00</b>	33,980.00	30%	169.90	339.80
	1.5L BlueHdi 130 EAT8 S&S 8-speed Efficient Automatic Transmission	Diesel	Yes	131	1PP8SYTMA1TOBUD2 (3008 GTLP BHD1130A)	138	29,054.17	5,810.83	34,865.00	985.00	<b>35,850.00</b>	35,580.00	30%	177.90	355.80
	2.0L BlueHdi 180 EAT8 S&S 8-speed Efficient Automatic Transmission	Diesel	Yes	177	1PP8SYTKA1TOBUD2 (3008 GTLP BHD1180A)	164	30,520.83	6,104.17	36,625.00	1,310.00	<b>37,935.00</b>	37,340.00	35%	217.82	435.63
<b>GT</b> 	2.0L BlueHdi EAT8 180 S&S 8-speed Efficient Automatic Transmission	Diesel	Yes	177	1PP8SYVKA1TOA0D2 (3008 GT BHD1180A)	164	31,541.67	6,308.33	37,850.00	1,310.00	<b>39,160.00</b>	38,565.00	35%	224.96	449.92
	HYBRID 225 e-EAT8	Hybrid	Yes	225	1PP8SYZNKATOA0D2 (3008 GT HYB225A)	32	34,150.00	6,830.00	40,980.00	770.00	<b>41,750.00</b>	41,695.00	6%	41.70	83.39
	HYBRID4 300 e-EAT8	Hybrid	Yes	300	1PP8SYZNK2TOA0D2 (3008 GT HYB300A)	31	38,316.67	7,663.33	45,980.00	770.00	<b>46,750.00</b>	46,695.00	6%	46.70	93.39

CO2 figures, P11D values, BIK%, BIK£ and MRRP pricing shown above are for a standard vehicle without any additional optional equipment. CO2 figures are used to calculate Vehicle Excise Duty (VED) for the first registration of the vehicle and BIK%. The addition of optional extras could increase the certified CO2 emission output. This in turn may affect the amount of VED payable upon registration, and, for company car drivers, the amount of Benefit in Kind (BIK) tax payable.

For further information on CO2 and pricing for vehicles with optional equipment, please visit [www.peugeot.co.uk](http://www.peugeot.co.uk) and configure your chosen vehicle with your preferred options.

\*Indicative monthly BIK amounts are calculated by taking the P11D of a standard factory built vehicle without the addition of any optional equipment. This is then multiplied by the income tax rate (20 or 40%) giving an annual amount. This figure is then divided by 12 to reach a monthly amount. The figures quoted are for guidance only. For further information on company car tax comparisons please visit [www.compare.peugeot.co.uk/company-car-tax](http://www.compare.peugeot.co.uk/company-car-tax).

The fuel consumption or electric range achieved, and CO2 produced (where applicable), in real world conditions will depend upon a number of factors including, but not limited to: the accessories fitted (pre and post registration); the starting charge of the battery (PHEV only); variations in weather; driving styles and vehicle load. The plug-in hybrid range requires mains electricity for charging. The WLTP (Worldwide Harmonised Light Vehicles Test Procedure) is used to measure fuel consumption, electric range and CO2 figures. On the Road' MRRP includes registration plates and delivery to retailer (including VAT), 12 months' Vehicle Excise Duty and new vehicle registration fee of £55. Excludes fuel and insurance.

Figures shown are for comparison purposes and should only be compared to the fuel consumption, electric range and CO2 values of other cars tested to the same technical standard.

All information and prices correct at time of publication, but are subject to change at any time without prior notice (which may occur as a result of matters including, but not limited to, any changes in legislation and/or any changes by the government).



PEUGEOT i-Cockpit®

PEUGEOT i-Cockpit®:

Since launching in 2012, PEUGEOT i-Cockpit® has re-written the rule book for car interior architecture. The PEUGEOT i-Cockpit® philosophy centres around a driving environment that puts you in control, allowing a greater connection to the road. For PEUGEOT 3008 SUV, the PEUGEOT i-Cockpit® brings driving resolutely into the digital age.

The PEUGEOT i-Cockpit®, comprises of the following key features:

**Configurable 12.3" head-up digital instrument panel:**

Available as standard across the PEUGEOT 3008 SUV range, this 12.3" TFT 100% digital screen can be customised to suit the driver's needs. As the panel is positioned higher, it is closer to the road and is more within the driver's field of vision. This can increase safety when compared to a conventional setup where the dials sit within the wheel, further from the road.

The crisp and colourful graphics within the instrument panel can be adapted to give a variety of display modes including:

- **'Dials'** mode, a classic view to replicate the analogue set-up of most modern cars.
- **'Navigation'** mode turns the dials on their sides to a 'roller' format, 3D navigation with instructions fill the centre of the display.
- **'Driving'** mode with 'roller' format dials and driver assistance information including Lane Keeping Assistance (LKA) and ACC Stop.

In addition to the above a 'Personal' mode can also be configured to allow the driver to see the exact information they require, for optimum comfort.

**Compact multi-function steering wheel:**

At PEUGEOT we have quite literally reinvented the wheel. Compact dimensions coupled with a re-designed shape enhance every journey in PEUGEOT 3008 SUV. Out on the road the compact dimensions increase the visibility of the cars instruments whilst in the corners it provides heightened responses and improved agility.

When it comes to round town or navigating car parks its compact dimensions make light work of wheel winding to manoeuvre into a space. In terms of finish all models are trimmed with Mistral full-grain leather with stitch detail. Sports models benefit further from Alkinite stitching, perforation detail and a satin chrome model designation badge.

**8.0" capacitive touchscreen:**

With crystal clear graphics, the 8.0" capacitive touchscreen houses several key technological features on the PEUGEOT 3008 SUV. Capacitive technology helps to give Smartphone levels of responsiveness whilst multi-touch technology brings greater levels of functionality. In-keeping with the PEUGEOT i-Cockpit® theme, the touchscreen is angled towards the driver.

For greater accessibility the touchscreen is accompanied by stylish satin chrome piano key toggle switches, these enable direct access to the wealth of functionality available. Features accessed via the touchscreen include:

- Automatic dual zone climate control (all versions)
- DAB Radio (Digital Audio Broadcasting) (all versions)
- Mirror Screen®: (Apple CarPlay™ and Android Auto) (all versions)
- Connected 3D Navigation\*: includes TomTom® Live updates\* (Allure versions and above)

\*Additional terms and conditions apply to connected services, including customer acceptance of location sharing prior to activation. \*Subject to subscription – after you have taken delivery of your vehicle, please subscribe on: <https://services-store.peugeot.co.uk/>



'Dials' Mode (Active / Allure models)



'Driving' Mode



'Navigation' Mode



'Dials' Mode (GT Line / GT Models)



PEUGEOT i-Cockpit®

Driver Sport Pack

**Driver Sport Pack: (Standard from GT Line onwards)**

To delight the senses further, PEUGEOT 3008 SUV GT Line, GT Line Premium and GT versions feature Driver Sport Pack.

- Driver Sport Pack sharpens throttle response, steering weighting and gear changes (automatic transmission only). Dynamic data is also displayed in the Configurable 12.3" head-up digital instrument panel.
- Lighting in the head-up digital instrument panel changes to a red dials theme.



Driver Sport Pack



Red 'Dials' Theme

Electric Impulse Automatic Gearbox Control

**Electric Impulse Automatic Gearbox Control: (Standard on auto versions)**

Linked to the Efficient Automatic Transmission (EAT8) with Quickshift Technology. This stylish gearbox control with its ergonomic design complements the PEUGEOT i-Cockpit®. Trimmed with full-grain leather, satin chrome and piano black materials, this compact gearbox control even helps to free up space within the cabin.

Operation is intuitive and smooth, for the more exuberant driver a manual driving mode is also available, a simple press of the 'M' button located on the control gives full access to the steering column mounted paddles.




Compact Multi-Function Steering Wheel



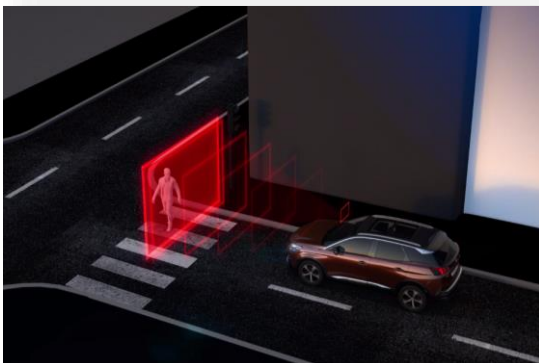
8.0" Capacitive Touchscreen



Piano Key Toggle Switches



Steering Column Paddles and Electric Impulse Control



### Automatic Emergency Braking System (V-AEB)

**Automatic Emergency Braking System (V-AEB):** (Standard on all versions)

An intelligent autonomous braking system designed to avoid a collision or limit its severity by reducing the vehicle's speed. The system is triggered if the driver does not react quickly enough, by activating the vehicle's brakes. A multifunction camera located at the top of the windscreen able to detect obstructions on the road. The system is able to detect vehicles that are moving in the same direction or are at a stop, together with pedestrians in the road.

**Distance Alert System:** (Standard on all versions)

Working in conjunction with the V-AEB, the distance alert function warns the driver if the vehicle risks a collision with the vehicle in front or a pedestrian in the road. Two levels of warning are available, the first 'Amber' warning provides a visual alert to the potential risk. In a more severe instance a 'Red' visual and audible alert indicate a collision is imminent and driver action is required, failure to act triggers the V-AEB, a standard feature for every PEUGEOT 3008 SUV, for added peace of mind.

### Lane Keeping Technologies

**Lane Keeping Technologies:**

Linked to the Safety Plus Pack, PEUGEOT 3008 SUV is always one step ahead. Featuring two lane keeping technologies, the vehicle is able to identify lines on the road via a windscreen mounted camera. The technologies are as follows:

**Lane Departure Warning:** (standard on Active models) a system that monitors continuous and discontinuous lines and warns the driver if a longitudinal lane marking on the ground is accidentally crossed. If steering deviation is detected, you are alerted by a flashing indicator on the digital instrument panel and an audible signal in the cabin.

**Active Lane Keeping Assistance:** (standard from Allure onwards) in addition to visually and audibly alerting the driver, PEUGEOT 3008 SUV also features LKA. As soon as the system identifies a risk of accidentally crossing one of the marking lines detected on the ground, the steering is gradually corrected to keep the vehicle in lane, at speeds of over 40mph.

### Driver Attention Alert

**Driver Attention Alert:**

Linked to the Safety Plus Pack, to help you stay sharp and alert behind the wheel, PEUGEOT 3008 SUV features a two stage driver alert system for added safety on the road, comprising:

**Driver Attention Alert 1 (DAA1):** (standard on Active models) it is important to take frequent breaks when travelling over long distances, to better guarantee your safety and the safety of those around you. All PEUGEOT 3008 SUV feature a timed alert system that operates at speeds in excess of 40mph, after two hours of driving a message is displayed recommending that you take a break.

**Driver Attention Alert 3 (DAA3):** (standard from Allure onwards) controlled by a camera at the top of the windscreen designed to analyse the vehicles trajectory, this active system evaluates the vigilance of the driver at speeds of over 40mph.

By identifying deviations relative to the road markings, PEUGEOT 3008 SUV is able to determine whether the vehicle's behaviour reflects a certain degree of driver drowsiness or inattention. If it is felt that the driver needs to take better care on the road a visual and audible alert will occur. If more than three instances occur, the driver will be advised to take a break.

### Active Blind Spot Detection (ABSD)

**Active Blind Spot Detection (ABSD):** (Standard from Allure onwards)

Linked to the Safety Plus Pack, now you can enjoy the feeling of having eyes in the back of your head. Using lateral ultrasound sensors to cover areas out of your field of vision along with the windscreen mounted camera, an LED illuminates in either side door mirror to alert to the presence of a car, lorry, motorbike or bicycle in your blind spot. The system works when overtaking a slower vehicle or when overtaken by a faster vehicle. This intelligent feature operates from speeds as low as 8mph right up to the National Speed Limit.

In addition ABSD also features a trajectory correction system in partnership with Active Lane Keeping Assistance. The trajectory correction is applied to the steering if a line is crossed even when the turn indicator is enabled, to try and avoid a collision with an obstacle not detected by the driver.



### Adaptive Cruise Control with Stop Function (ACC Stop)

**Adaptive Cruise Control with Stop (ACC Stop):** (Standard on GT models)

Cruise control as you know it, will never be the same again with PEUGEOT 3008 SUV fitted with EAT8 automatic gearbox technology. Controlled via a radar mounted at the front of the vehicle with a range of up to 150 metres, the ACC Stop system provides two key functions:

- Automatic maintenance of the vehicles speed, at the value set by the driver.
- Automatic maintenance of a set distance between PEUGEOT 3008 SUV and the vehicle in front, slowing the vehicle to a stop if required.

The system detects a vehicle driving in front in the same direction and can automatically adapt the vehicle's speed to that of the vehicle in front. This occurs using engine braking and the braking system (in which case the brake lights are lit) to maintain a constant distance.

If the vehicle in front has slowed to a stop, PEUGEOT 3008 SUV will also be brought to a stop by the ACC Stop system, if after this no response is received from the driver, the electric parking brake is automatically applied.

This intelligent function is available at speeds of 18mph upwards.



### PEUGEOT Connect SOS and Assistance

**PEUGEOT Connect SOS & Assistance:** (Standard from Allure onwards)

A vehicle locating communication unit, this feature can be used manually (dedicated SOS button on the console) or automatically (if pyrotechnic devices are deployed). It locates the vehicle precisely and triggers the sending of the appropriate emergency services for rapid response.

PEUGEOT are the pioneers of this technology, since launching in 2003 PEUGEOT Connect SOS & Assistance has assisted over 7,000 individuals. The system is subscription free with no additional charges and uses a GPS module and SIM card (built in to the system).

### Speed Limit Recognition

**Speed Limit Recognition and Recommendation:** (Standard on all versions)

Using the windscreen mounted camera, PEUGEOT 3008 SUV features speed limit sign recognition, leaving you in no doubt over the speed limit. Upon detecting a speed limit sign this information is read by the camera and displayed in colour on the 12.3" head-up digital instrument panel.

In addition to been made aware of the speed the driver also has the option to adapt their speed to the speed limit on the particular road via the vehicles cruise control stalk. The vehicle will then adjust its speed accordingly.

This intelligent feature can be found as standard across the PEUGEOT 3008 SUV range.



### PEUGEOT Smartbeam Assistance

**PEUGEOT Smartbeam Assistance:** (Standard from Allure onwards)

Linked to the Safety Plus Pack, PEUGEOT Smartbeam Assistance gives you one less thing to think about when driving at night. Controlled via a windscreen mounted camera, the system continuously analyses driving conditions, for instance the proximity of other vehicles.

PEUGEOT Smartbeam Assistance automatically switches headlamps to full beam when conditions allow, allowing you to tap into the full potential of the full LED headlights\* that offer uniform lighting to reduce eye fatigue, increasing driver comfort.

\* Standard on PEUGEOT 3008 SUV GT Line and GT models







### Connected 3D Navigation\*

**Satellite Navigation:** (Standard from Allure onwards)

Linked to the 8.0" capacitive colour touchscreen, the system includes European mapping, 3D city mapping and voice recognition (for radio, navigation and telephone functions).

The system also includes a 3 year subscription^ to PEUGEOT Connect allowing an automatic, permanent connection to online navigation services (in partnership with TomTom®). Key features of PEUGEOT Connect include:

- **TomTom® Traffic:** Real-time updates on traffic conditions (traffic jams, road works) and suggested alternative routes.
- **Local Weather:** Displays forecasted weather conditions along the route.
- **Fuel Stations:** Displays nearby fuel stations and pricing.
- **Local search:** Access address and contact detail information for a point of interest.

\*Additional terms and conditions apply to connected services, including customer acceptance of location sharing prior to activation. ^Subject to subscription - after you have taken delivery of your vehicle, please subscribe on: <https://services-store.peugeot.co.uk/>

### Mirror Screen®

**Mirror Screen®:** (Standard on all versions)

Allows the mirroring of a compatible smartphone screen to access the key functionality on the handset. Once paired functions are displayed on the 8.0" capacitive colour touchscreen. System features vary by provider/phone and can include navigation, text display, text reading, media functionality voice control. Mirror Screen® uses the following systems:

- **Apple CarPlay™**



- **Android Auto**



\*Please consult [peugeot.co.uk](http://peugeot.co.uk) for a list of enabled Android phones - compatibility is based on the phone providers' original operating system.



### 180° Colour Reversing Camera

**180° Colour Reversing Camera:** (Standard from Allure onwards)

A camera located on the rear of the vehicle is linked to the 8.0" capacitive colour touchscreen. Offering increased visibility when reversing, with a selection of views to choose from, you'll never look back:

- **Rear Grid View:** a clear view of obstructions to the rear of the vehicle coupled with grid lines oriented to the positioning of the steering wheel, offering perspective for distances of one and two metres respectively from the rear bumper.
- **180° View:** Divides the screen into three zones, offering a clear view of vehicles approaching from the side. Perfect for safely reversing out of parking spaces.
- **Overhead View:** the camera records the surroundings during a manoeuvre to reconstitute an overhead rear view of the vehicle in its immediate environment, making it easier to manoeuvre between surrounding obstacles.

### Smartphone Charging Plate

**Smartphone Charging Plate:** (Standard from GT Line onwards)

Through the use of inductive charging technology a compatible device can be charged wirelessly whilst on the move. Operation is simple: just place your compatible smartphone on the charging area, once detected, battery charging begins. The device must be Qi-compatible, the very latest smartphones from Blackberry, Google, HTC, LG, Microsoft, Motorola, Samsung and Sony feature this technology built in with no additional add-on required. Other devices including iPhone 5/5c/5s, iPhone SE and iPhone 6/6 Plus/6s/6s Plus will require an additional Qiinside Qi2001 accessory to access the wireless charging functionality. For more information on this growing technology please visit the Qi website .



### FOCAL® Premium HIFI Speaker System

**FOCAL® Premium HIFI Speaker System:** (Optional from Allure onwards, standard on GT versions)

Specialising in acoustics for 35 years and known throughout the world for their patented innovations and unique sound signature, PEUGEOT are proud to offer FOCAL® technology for the ultimate in car acoustic experience.

The system comes equipped with ten loudspeakers comprising the following:

- High-fidelity woofers/mediums featuring Polyglass technology ensuring a balanced, precise sound.
- TNF tweeters featuring aluminium inverted dome technology, offering optimum sound dispersion and crisp trebles.
- Subwoofer featuring Power Flower™ 200 mm triple-coil technology for defined, dynamic performance in the bass frequency.
- Active 12 channel/515 watt amplification for optimum sound quality.

Enjoy the perfect soundtrack on every journey with PEUGEOT 3008 SUV and FOCAL®.



### Smart Electric Tailgate

**Smart Electric Tailgate:** (Standard from GT Line Premium onwards)

To make loading and unloading that little bit easier, PEUGEOT 3008 SUV with Smart electric tailgate technology can help take a load off your mind. Featuring a sensor located under the rear of the vehicle, a simple foot movement underneath the bumper is all that is required (vehicle key must be within range) to open and close the tailgate. In addition the tailgate can be electrically operated using the rear handle, tailgate interior facia panel, dashboard and keyless entry enabled key fob.

**PEUGEOT Open and Go:** (Standard from GT Line Premium onwards, Standard on all HYBRID versions)

In conjunction with the Smart electric tailgate option is PEUGEOT Open and Go. Using sensors mounted in the front door handles, PEUGEOT 3008 SUV can be opened without removing the key from your pocket or bag, simply grab the handle and the vehicle will automatically unlock. Once inside a simple press of the stop start button is all that is required.

### Panoramic Opening Glass Roof

**Panoramic Opening Glass Roof:** (Standard from GT Line Premium onwards)

Enjoy the world outside with PEUGEOT 3008 SUV. Divided into two glass panels that bathe the cabin in natural light, the panoramic opening glass roof enhances the appearance of this stylish SUV. For an added breath of fresh air the glass panel includes a tilt function and can be opened up to 16 inches.

An electric roller blind is also included, in either Salin light grey or Mistral black, dependent on level. To enhance the style even further, blue ambient lighting flanks the glass panel. Externally aluminium longitudinal roof bars are included.





Advanced Grip Control®

**Advanced Grip Control®:** (Optional from Allure level, excludes GT Line Premium. Unavailable on HYBRID versions)  
To allow you to take on a variety of weather and terrains, PEUGEOT 3008 SUV can be specified with Advanced Grip Control®, a system designed to optimise traction in low-grip conditions. It adapts to the terrain by acting on the front wheels, in doing so this saves the weight normally associated with a more conventional four-wheel drive system. Advanced Grip Control® offers the driver a choice of five driving modes, accessed via a rotary dial on the centre console. Designed to work in conjunction with all engines and transmissions, Advanced Grip Control® is optional from Allure level. In addition, the system also incorporates a new Hill Assist Descent Control (HADC) for the first time, this optimises vehicle control on steep slopes.

**ESP Off:**

Enables the disconnecting of the dynamic stability control (ESP) and traction aids (ASR/Grip Control), up to 31mph (50 km/h) to give the driver complete autonomy. These systems are automatically reconnected above this speed for safety.



**Normal Mode:**

Calibrated system with a low, fixed level of wheel spin based on a compromise between the different types of grip generally encountered in normal day to day driving.



**Snow Mode:**

The system adapts to the grip conditions encountered by each wheel when starting. When advancing, the system optimises wheel spin to guarantee the best acceleration based on the available traction. Recommended in cases of deep snow and steep inclines.



**Mud Mode:**

This mode authorises a lot of wheel spin at start-up for the wheel with the least grip, this removes mud and re-establishes traction. Meanwhile, the wheel with the most grip is provided with the most torque possible.



**Sand Mode:**

This mode allows a small amount of simultaneous wheel spin on the two drive wheels, enabling the vehicle to advance and reduce the risk of sinking.



Advanced Grip Control® Rotary Dial

Advanced Grip Control® Driving Modes

**Hill Assist Descent Control (HADC):** (Optional from Allure, included with Advanced Grip Control®, excludes GT Line Premium)

Designed to assist with the descent of steep slopes, Hill Assist Descent Control is incorporated as part of the Advanced Grip Control® system. When descending a slope with a gradient of more than 5% and with vehicle speed below 19mph the system will work to reduce the risk of slipping. During a descent the system maintains speed and brake control, allowing the driver to concentrate on the vehicle's path of travel during the manoeuvre.

A clever feature incorporated within the Hill Assist Descent Control system is our unique 'Clutch Mode' security function. Selecting this function for very steep slopes regulates the vehicle speed to 2mph (3km/h), this allows the vehicle to creep down a steep slope in a completely controlled manner.



HADC Control Button




'Clutch Mode' In Operation

Hill Assist Descent Control (HADC)

**Wheels and Tyres:**

Advanced Grip Control® also incorporates a bespoke wheel option to work in conjunction with the systems technology. Models feature 18" Los Angeles' two-tone diamond cut alloy wheels. For optimum performance we suggest teaming Advanced Grip Control® with specific Mud and Snow (M+S) tyres to help optimise traction on varied surfaces.

Model shown is PEUGEOT 3008 SUV with optional Advanced Grip Control® incorporating 18" Los Angeles' alloy wheels.



Model shown is PEUGEOT 3008 SUV Allure with optional metallic paint, full LED headlights, Advanced Grip Control®, black diamond roof, and panoramic opening glass roof.

Full LED Headlights

**Full LED Headlights:** (Standard from GT Line onwards)

Full LED Headlights: Light Emitting Diode (LED) technology remains a rare feature in the car industry, with PEUGEOT 3008 SUV however this is not the case. Full LED headlights feature from GT Line, allowing you to enjoy the following benefits:

- LED technology consumes considerably less energy to produce light, 50% less than halogen and 35% less than xenon technologies.
- LED technology offers a whiter light for improved visibility at night, the light is also more similar to daylight, leading to reduced driver eye fatigue, improving safety.
- LED technology requires no warm up time with instantaneous lighting response when compared to conventional halogen technologies.
- LED technology will last for the life of the car, compared to halogen technology with much shorter life expectancy.
- LED technology offers a very striking visual signature that perfectly complements the sharp exterior design of PEUGEOT 3008 SUV.

For an additional dose of style, in conjunction with full LED headlights, PEUGEOT 3008 SUV features LED sequential scrolling front indicators, that glide outwards, along the top edge of the lamp cluster, when signalling.

To complement LED technology used in the headlights, all PEUGEOT 3008 SUV models feature this technology in the door mirror mounted indicators and signature design rear LED PEUGEOT signature 'Claw Effect' lights (with daylight function). In addition GT Line Premium and GT models feature LED fog lights and LED 'PEUGEOT Lion' approach lights that project onto the ground either the side of the vehicle.



Full LED Headlights and Fog lights



PEUGEOT Signature 'Claw Effect' lights (inspired by the iconic PEUGEOT 504 Coupe and Cabriolet)



### 'Magic Flat' Seating

**Magic Flat Seating** (unavailable on HYBRID versions):

Split Folding Rear Seats with 'Magic Flat' functionality: At the single pull of the quick release lever (located in the boot) or via the controls on the rear seat backs, the rear seats fold to give a flat load area for easy loading. (Boot floor must be in the raised position). With the rear seats folded the total storage volume grows to 1670 litres. A ski flap also features to aid the loading of lengthy items. (Standard on all versions)

Flat Folding Front Passenger Seat: For increased modularity, at the single pull of a handle (located at the seat base) the front passenger seat folds completely flat. In doing so this increases the loading length to three metres, perfect for transporting lengthy items like a Christmas tree. When folded flat the front passenger seat back also serves as a useful picnic table. (Standard on Allure, GT Line and GT models).



'Magic Flat' Seating



Quick Release Lever

### 'Magic Wash' System

**'Magic Wash' System:** (Standard on all versions)

Mounted in the front windscreen wipers, all PEUGEOT 3008 SUV models benefit from our innovative windscreen wash system, designed to more effectively distribute water and reduce wastage. Using nozzles located above the wiper blades, fluid is distributed as the wiper sweeps the windscreen. This avoids the 'temporary blindness' of more conventional bonnet mounted systems between fluid release and wiper sweeping, improving visibility.



Front Wipers With Integrated Washers

### Intelligent Storage Solutions


**Intelligent Storage Solutions:** (Standard on all versions)

PEUGEOT 3008 SUV has been carefully designed to offer useful storage solutions to accommodate all of the items needed for daily life, plus a bit more for good measure. With nearly 30 litres of storage on offer, areas include:

Front Centre Storage Compartment: Offering 11 litres of space under the 'butterfly' opening armrest, this storage compartment is deep enough to accommodate a 1.5 litre bottle.

Front Door Pockets: Offering 3.5 litres of storage each, these can also accommodate 1.5 litre bottles. To minimise noise from stored items, GT Line and GT models feature flock lined front door pockets.

In addition all versions feature map pockets on front seat backs, rear door pockets both offering 2.2 litres of storage, 4 x cup-holders, dedicated handbook storage under the front passenger seat as well as storage in the front centre console (version dependent).



Eight Pocket Multi-point Massage Function

### Seating

**Seating:**

Front Seating: The front seats on PEUGEOT 3008 SUV have been developed to provide heightened sensations of comfort and support, enlivened with a touch of sportiness. This brief has resulted in seating that will make every journey, no matter the distance, an absolute pleasure. Front seats benefit from the following features (according to trim level):

- Electric multi-way adjustment: (height, longitudinal, seat back angle and seat cushion angle). Standard on GT models, optional from Allure. Due to the additional parts required an electric seat naturally sits higher than a manual seat. As such head room may be reduced.
- Heating function: with 3 pre set temperatures, (includes heating elements in the seat base and back rest). Standard from GT Line Premium, optional from Allure.
- Multi-point massage function: for driver, with eight-pocket pneumatic technology to provide a luxurious massage, with five different massage types. Standard from GT Line Premium, optional from Allure.
- Driver seat memory: memorises driver seat and door mirrors positions for up to two people. Standard on GT, optional from Allure.
- Nappa Mistral full grain leather trim with Aikinite double stitch detail: high grade, soft leather trim with intricate copper stitching. Standard on GT, optional from GT Line. For added comfort, the leather trim has increased cushioning, as such head room may be slightly reduced.

**AGR Approval (Aktion für Gesunder Rücken):**

In addition to the specification above PEUGEOT 3008 SUV features, or can be specified with seats that comply with the AGR association's 'Actions for a Healthy Back' initiative. As standard on GT models and optional from Allure, PEUGEOT 3008 SUV features the following:

- Adjustable seat cushion nose (mechanical)
- Adjustable seat angle (electric)
- Four-way adjustable lumbar support (electric pneumatic) (driver only)

### Two Position Boot Floor

**Two Position Boot Floor** (unavailable on HYBRID versions):

Lower Position: In its lowest position this provides access to the largest area of continuous bootspace, up to 591 litres to the parcel shelf, (includes spare wheel well).

Upper Position: The upper position brings the boot floor flush with the boot entry sill and seatbacks, when lowered. This position aids with loading larger items with a large flat surface available. Smaller items can also be stored out of harms way under the boot floor. For increased modularity the removable rear parcel shelf can be stored under the boot floor.



Two Position Boot Floor 'Lower Position'



Two Position Boot Floor 'Upper Position'



Model shown is PEUGEOT 3008 SUV GT Line with optional Visio Park 2 and metallic paint

**PEUGEOT 3008 SUV - Options**

			ACTIVE	ALLURE	GT LINE	GT LINE PREMIUM	GT	Basic RRP £ Excluding VAT	VAT @ 20%	Total RRP £ Including VAT
Standard			●							
Optional			○							
Unavailable			-							
<b>PAINT</b>										
Black Diamond roof (cannot be ordered in conjunction with Nera Black body colour)	JD20		○	○	●	●	●	233.33	46.67	280.00
Metallic paint	MO..		○	○	○	○	○	479.17	95.83	575.00
Pearlescent/special paint	M6./M5..		○	○	○	○	○	604.17	120.83	725.00
White paint	P0..		○	○	-	-	-	250.00	50.00	300.00
<b>SAFETY AND SECURITY</b>										
ACC STOP: Adaptive Cruise Control with Stop function (only available on EAT8 automatic transmission) <i>Not available on HYBRID versions</i>	ZV17		-	○	○	○	●	333.33	66.67	400.00
ACC STOP: Adaptive Cruise Control with Stop function <i>Only available on HYBRID versions</i>	ZVDD		-	○	○	-	●	333.33	66.67	400.00
ACC 30: Adaptive Cruise Control with speed reduction to 30km/h (only available on manual transmission)	ZV17		-	○	○	○	-	333.33	66.67	400.00
Advanced Grip Control* (no change to alloy wheel size, includes 18" 'Los Angeles' wheel and space saver spare wheel) <i>Not available on HYBRID versions</i>	UF02		-	○	○	-	-	250.00	50.00	300.00
Advanced Grip Control* (Reduces alloy wheel size to 18" 'Los Angeles' and space saver spare wheel) <i>Not available on HYBRID versions</i>	UF02		-	-	-	-	○	166.67	33.33	200.00
<b>COMFORT AND CONVENIENCE</b>										
PEUGEOT Open and Go system (keyless entry with start/stop button). <i>Standard on HYBRID versions.</i>	YD04		-	○	○	●	●	291.67	58.33	350.00
Smart electric tailgate (also includes PEUGEOT Open and Go option YD04)	MO02		-	○	○	●	●	625.00	125.00	750.00
Visio Park 2: 360° Colour camera system + automated parking assistance	WY18		-	○	○	○	●	375.00	75.00	450.00
<b>INTERIOR FEATURES</b>										
Aluminum Pack: aluminium pedals and front door sills. <i>Not available on HYBRID versions.</i>	YE02		-	-	○	○	●	85.33	16.67	100.00
Grey 'Grevat' alcantara and leather effect seat trim with Aikinite double stitch detail. <i>Only available on GT Line HYBRID.</i>	OJFT		-	-	○	-	-	541.67	108.33	650.00
Claudia Mistral leather seat trim: includes heated front seats, longitudinal adjustment to cushion nose. (Driver seat only: multi-way electric adjustment, 2 position memory function, multi-point massage function, electric lumbar adjustment)** <i>Not available on HYBRID versions.</i>	QRFX		-	○	-	-	-	1,241.67	248.33	1,490.00
Heated front seats + driver seat multi-point massage function	WACG		-	○	○	●	-	466.67	93.33	560.00
Heated front seats, longitudinal adjustment to cushion nose. (Driver seat only: multi-way electric adjustment, 2 position memory function, multi-point massage function, electric lumbar adjustment) (Not available in conjunction with options WACG / QRFX / OJFT / BDFH)	WACI		-	○	○	-	-	866.67	173.33	1,040.00
Longitudinal adjustment to cushion nose. (Driver seat only: multi-way electric adjustment, 2 position memory function, electric lumbar adjustment) (Not available in conjunction with option BDFH)	WACI		-	-	-	○	-	400.00	80.00	480.00
Nappa Mistral full grain leather trim with Aikinite double stitch detail: includes heated front seats, longitudinal adjustment to cushion nose. (Driver seat only: multi-way electric adjustment, 2 position memory function, multi-point massage function, electric lumbar adjustment)** (Not available in conjunction with option WACG / WACI)	BDFH		-	-	○	-	●	1,491.67	298.33	1,790.00
<b>IN CAR ENTERTAINMENT</b>										
FOCAL* premium HIFI speaker system	UN02		-	○	○	○	●	491.67	98.33	590.00
Smartphone charging plate	WP29		-	○	●	●	●	100.00	20.00	120.00
230V socket (located in rear centre console, 3-pin outlet)	WP30		-	-	-	●	○	100.00	20.00	120.00
<b>CONNECTED 3D NAVIGATION SUBSCRIPTIONS</b>										
TomTom Live services subscription – 3 years****^	N/A		-	●	●	●	●	0.00	0.00	0.00
TomTom Live services subscription – 1 year extension (4 years total)****^	N/A		-	○	○	○	○	45.83	9.17	55.00
TomTom Live services subscription – 3 year extension (6 years total)****^	N/A		-	○	○	○	○	104.17	20.83	125.00
SpeedCam / Danger Zones subscription – 1 year****^	N/A		-	○	○	○	○	57.50	11.50	69.00
SpeedCam / Danger Zones subscription – 3 years****^	N/A		-	○	○	○	○	115.83	23.17	139.00
<b>EXTERIOR FEATURES</b>										
Full size alloy spare wheel (prevents lowering of two position boot floor) * Not available with Advanced Grip Control*. <i>Not available on HYBRID versions.</i>	ZHBI		-	○	○	-	-	83.33	16.67	100.00
Full size alloy spare wheel (prevents lowering of two position boot floor) * Not available with Advanced Grip Control*. <i>Not available on HYBRID versions.</i>	ZHFQ		-	-	-	-	○	83.33	16.67	100.00
Panoramic opening glass roof (with electric interior blind)	OK02		-	○	○	●	●	725.00	145.00	870.00
Tow bar: detachable without tools, includes TSM (Trailer Sway Mitigation system) (13 pin plug)	D336		○	○	○	○	○	458.33	91.67	550.00
18" 'Detroit' diamond cut alloy wheels (includes space saver spare wheel) * Not available with Advanced Grip Control*. <i>Not available on HYBRID versions.</i>	ZHBG		○	●	●	-	-	250.00	50.00	300.00
19" 'Washington' diamond cut alloy wheels (includes tyre repair kit). <i>Only available on HYBRID versions.</i>	ZHCA		-	○	○	-	●	250.00	50.00	300.00
19" 'Washington' diamond cut alloy wheels (includes space saver spare wheel) * Not available with Advanced Grip Control*. <i>Not available on HYBRID versions.</i>	ZHCB		-	○	○	●	●	250.00	50.00	300.00
19" 'Washington' diamond cut alloy wheels (includes full size spare wheel, prevents lowering of two position boot floor) * Not available with Advanced Grip Control*. <i>Not available on HYBRID versions.</i>	ZHFQ		-	○	○	-	-	333.33	66.67	400.00
<b>EXTERIOR LIGHTING AND VISIBILITY</b>										
Full LED headlights (includes LED fog lights with static cornering function, sports front bumper and grille)	ZE17		-	○	●	●	●	708.33	141.67	850.00
<b>PLUG-IN HYBRID</b>										
7.4kW Monophase on board charger. <i>Only available on HYBRID versions.</i>	LZ02		-	○	○	-	○	250.00	50.00	300.00

\*\* Some surfaces contain artificial leather

\*\*\*\* Additional terms and conditions apply to connected services, including customer acceptance of location sharing prior to activation.

^Subject to subscription – after you have taken delivery of your vehicle, please subscribe on: <https://services-store.peugeot.co.uk/>



**PEUGEOT 3008 SUV - Equipment**

Standard	●
Optional	○
Unavailable	-

ACTIVE	ALLURE	GT LINE	GT LINE PREMIUM	GT
--------	--------	---------	-----------------	----

ACTIVE	ALLURE	GT LINE	GT LINE PREMIUM	GT
--------	--------	---------	-----------------	----

**BODYSTYLE**

5 Door SUV (Sports Utility Vehicle)	●	●	●	●	●
-------------------------------------	---	---	---	---	---

**SAFETY AND SECURITY**

ABS (Anti-Lock Braking System) with REF (Electronic Braking Distribution) and AFU (Emergency Braking Assistance)	●	●	●	●	●
ACC Stop (Adaptive Cruise Control with stop function)	-	○	○	○	●
Airbags: Adaptive driver and front passenger airbags (includes passenger airbag deactivation function)	●	●	●	●	●
Airbags: Driver and front passenger side airbag	●	●	●	●	●
Airbags: Front and rear curtain airbags	●	●	●	●	●
Alarm (perimetric, volumetric with lift and tilt sensor on <b>HYBRID</b> and 2.0L BlueHDi versions)	●	●	●	●	●
Automatic door locking when moving off	●	●	●	●	●
Automatic hazard light activation upon heavy brake application	●	●	●	●	●
CDS (Dynamic Stability Control) and ASR (Electronic Anti-skid System)	●	●	●	●	●
Electric child locking functionality on rear windows and doors	●	●	●	●	●
DAA1 (Driver attention alert system)	●	-	-	-	-
Electronic code immobiliser	●	●	●	●	●
Exterior temperature indicator with ice warning	●	●	●	●	●
Front optimised safety headrests and rear retractable headrests (x3), height-adjustable.	●	●	●	●	●
Front three-point retractable seatbelts, height-adjustable, with pre-tensioners and force limiters	●	●	●	●	●
Front ventilated disc brakes, rear disc brakes	●	●	●	●	●
Gear Shift Indicator	●	●	●	●	●
Headlights left on audible warning	●	●	●	●	●
Isofix child seat fittings (x3) in the front passenger and outer rear seats	●	●	●	●	●
Lane departure warning system	●	●	●	●	●
PEUGEOT Connect SOS and Assistance	-	●	●	●	●
Programmable cruise control and speed limiter	●	●	●	●	-
Rear three-point retractable seatbelts (x3), with pre-tensioners and force limiters in the outer rear seats	●	●	●	●	●
Safety Pack: V-AEB (Automatic Emergency Braking System)	●	●	●	●	●
Safety Pack: Distance alert system	●	●	●	●	●
Safety Plus Pack: ABSD (Active Blind Spot Detection)	-	●	●	●	●
Safety Plus Pack: LKA (Active Lane Keeping Assistance)	-	●	●	●	●
Safety Plus Pack: DAA3 (Advanced Driver Attention Alert)	-	●	●	●	●
Safety Plus Pack: PEUGEOT Smartbeam Assistance	-	●	●	●	●
Seatbelt not fastened audible and visual alert for front seats	●	●	●	●	●
Seatbelt not fastened on the move audible and visual alert for front and rear seats	●	●	●	●	●
AVAS: Acoustic Vehicle Alerting System. Generates a sound when travelling at low speed, audible outside the vehicle for pedestrian safety. <b>Standard on all HYBRID versions.</b>	-	●	●	-	●
3.7kW monophasic on board charger. <b>Standard on all HYBRID versions</b>	-	●	●	-	●
Mode 3 Type 2 cable for wallbox charging. <b>Standard on all HYBRID versions</b>	-	●	●	-	●
Self levelling headlights (linked to full LED headlight option)	-	○	●	●	●
Speed limit recognition and recommendation	●	●	●	●	●
Speed limit and road sign recognition and recommendation (standard on HYBRID versions)	-	●	●	-	●
Steel space saver spare wheel (tyre repair kit with HYBRID and 2.0L BlueHDi 180 EAT8 S&S versions)	●	●	●	●	●

**COMFORT AND CONVENIENCE**

Automatic dual zone climate control	●	●	●	●	●
Central front armrest with butterfly-wing opening and illuminated storage compartment	●	●	●	●	●
Dark tinted rear side and tailgate windows	-	●	●	●	●
Electric and heated door mirrors	●	●	●	●	●
Electric parking brake (includes hill assist)	●	●	●	●	●
Electric power steering with reach- and rake-adjustable steering column	●	●	●	●	●
Front central console with two cup-holders	●	●	●	●	●
Front interior light with reading spotlights (x2) and rear interior light with timer	●	●	●	●	●
Front windscreen wiper with "Magic Wash" cleaning system	●	●	●	●	●

Grab handles (x4), retractable, damped	●	●	●	●	●
Heated rear windscreen with integrated antenna	●	●	●	●	●
Illuminated glove box	●	●	●	●	●
Illuminated vanity mirrors	-	●	●	●	●
LED interior lighting (roof)	-	●	●	●	●
LED interior lighting (storage spaces, load area)	-	-	●	●	●
Map pockets on front seat backs	●	●	●	●	●
Mechanical height-adjustable driver's seat	●	●	●	●	●
Multifunction trip computer	●	●	●	●	●
New PEUGEOT i-Cockpit®	●	●	●	●	●
New PEUGEOT i-Cockpit®: configurable 12.3" head-up digital instrument panel	●	●	●	●	●
New PEUGEOT i-Cockpit®: 8.0" capacitive touchscreen	●	●	●	●	●
New PEUGEOT i-Cockpit®: compact sports steering wheel	●	●	●	●	●
Driver Sport Pack	-	-	●	●	●
One-touch electric front and rear windows with pinch protection	●	●	●	●	●
Parking sensors - rear	●	●	●	●	●
Parking sensors - front and rear	-	●	●	●	●
PEUGEOT Open and Go (keyless entry and push button start) - <b>Standard on all HYBRID versions</b>	-	○	○	●	●
Power folding door mirrors with blind spot detection indicator and auto dipping function in reverse gear	-	●	●	●	●
Reading spotlights (x2), in rear	●	●	●	●	●
Rear armrest with ski flap and two cup holders	●	●	●	●	●
Rear centre console ventilation system	●	●	●	●	●
Rear coat hooks (x2)	●	●	●	●	●
Rear windscreen wiper triggered automatically in reverse gear	●	●	●	●	●
Remote central locking (two remotes)	●	●	●	●	●
Smart electric tailgate (includes foot operation)	-	○	○	●	●
Two-position boot floor (unavailable on <b>HYBRID versions</b> )	●	●	●	-	●
Fixed boot floor with access to the charging cable storage box - <b>HYBRID versions ONLY</b>	-	●	●	-	●
Visio Park 2: 360° Colour camera system + automated parking assistance	-	○	○	○	●
1/3 - 2/3 folding rear seat ("Magic Flat" modularity with controls accessible from the boot - unavailable on <b>HYBRID versions</b> ).	●	●	●	●	●
Charge management: Control, plan, launch and check the vehicle's charge remotely. <b>HYBRID ONLY</b>	-	●	●	-	●
Climate preset: Remotely plan and control the heating or air conditioning in your car. <b>HYBRID ONLY</b>	-	●	●	-	●
180° colour reversing camera	-	●	●	●	●

**INTERIOR FEATURES**

Aikinite contrast stitching to armrest, gear lever gaiter and dashboard fascia	-	-	●	●	●
Blue ambient lighting for connecting zone	●	●	●	●	●
Blue ambient lighting to head-up instrument panel	●	●	●	●	●
Blue ambient lighting to front door panels, central storage and cupholders	-	●	●	●	●
Dashboard, front and rear door panel finish: carbon effect	●	-	-	-	-
Dashboard, front and rear door panel finish: 'Brumeo' fabric	-	●	●	●	-
Dashboard, front and rear door panel finish: grey oak "Consult 'Trim & Wheels' page for further details"	-	-	-	-	●
Fixing rings (x4), in load area	●	●	●	●	●
Flocked front door pocket interior with blue ambient lighting	-	-	●	●	●
Flocked glove box interior	●	●	●	●	●
Gear lever- automatic in satin chrome	●	●	●	●	-
Gear lever- automatic in satin chrome	-	-	-	-	●
Gear lever - satin chrome (8 speed gearbox)	●	●	●	●	-
Mode selector (Electric, Hybrid, Sport) for <b>HYBRID 225 versions</b>	-	-	●	●	●
Mode selector (Electric, Hybrid, Sport, 4WD) & Hill Assist Descent Control for <b>HYBRID4 300 versions</b>	-	-	-	●	●
Mistral floor mats with Aikinite contrast stitching	-	-	●	●	●
Leather steering wheel with stitch detail	●	●	-	-	-

PEUGEOT 3008 SUV - Equipment

Standard	●
Optional	○
Unavailable	-

	ACTIVE	ALLURE	GT LINE	GT LINE PREMIUM	GT
Mistral full-grain perforated leather steering wheel with Aikinite stitch detail and satin chrome 'GT Line' emblem	-	-	●	●	-
Mistral full-grain perforated leather steering wheel with Aikinite stitch detail and satin chrome 'GT' emblem	-	-	-	-	●
Roof lining - Salin light grey	●	●	-	-	-
Roof lining - Mistral black	-	-	●	●	●
Satin chrome dashboard trim	●	●	●	●	●
Satin chrome digital instrument panel and touchscreen trim	●	●	●	●	●
Satin chrome front door panel recess trim	-	●	●	●	●
Satin chrome interior door handles	●	●	●	●	●
Satin chrome 'Scorpion's Tail' and toggle switch trim	●	●	●	●	●
Seating: driver and front passenger seat adjustable cushion nose	-	○	○	○	●
Seating: driver and front passenger seat heating	-	○	○	●	●
Seating: driver and front passenger seat height adjustment	●	●	●	●	●
Seating: driver seat lumbar adjustment	-	●	●	●	●
Seating: driver seat manual adjustment (longitudinal and back rest angle)	●	●	●	●	-
Seating: driver seat multi-point massage function	-	○	○	●	●
Seating: driver seat 2 position memory function	-	○	○	○	●
Seating: driver seat multi-way electric adjustment (includes electric lumbar adjustment)	-	○	○	○	●
Seating: front passenger seat, flat folding with picnic table	-	●	●	●	●
Seating: front passenger seat manual adjustment (longitudinal and back rest angle)	●	●	●	●	●
Seating trim: mistral 'Meco' cloth seat trim	●	-	-	-	-
Seating trim: mistral 'Piedimonte' leather effect and cloth seat trim	-	●	-	-	-
Seating trim: mistral 'Imila' leather effect and cloth seat trim with Aikinite double stitch detail	-	-	●	●	-
Seating trim: grey 'Greal' alcantara and leather effect seat trim - <b>HYBRID ONLY</b>	-	-	○	-	-
Seating trim: Nappa mistral full grain leather seat trim with Aikinite double stitch detail	-	-	○	-	●
<b>IN CAR ENTERTAINMENT</b>					
Bluetooth® telephone facility	●	●	●	●	●
DAB Radio (Digital Audio Broadcasting)	●	●	●	●	●
FOCAL® premium HIFI speaker system	-	○	○	○	●
Mirror Screen*: (Apple CarPlay™ and Android Auto)	●	●	●	●	●
Smartphone charging plate	-	○	●	●	●
USB Socket	●	●	●	●	●
Voice recognition (radio, navigation and telephony features)	-	●	●	●	●
Connected 3D Navigation: includes TomTom® Live updates (3 year subscription)*^	-	●	●	●	●
6-Speaker radio, MP3 compatible	●	●	●	●	●
230V Socket	-	-	-	●	○
12 V sockets (x3) (dashboard, rear cabin and load area)	●	●	●	●	●
<b>EXTERIOR FEATURES</b>					
Aluminium longitudinal roof bars	●	●	●	●	●
Body-colour exterior door handles	●	●	●	●	●
Body-colour rear spoiler with stainless steel edging trim	●	●	●	●	●
Body protectors (bottom of front and rear bumpers + wheel arches + protection at bottom of doors) in black	●	●	●	●	●
Chrome front fog light trim	●	●	●	●	●
Chrome rear bumper fascia	●	●	●	●	●
Door mirror shells: body colour	●	●	-	-	-
Door mirror shells: Nera black (linked to 'Black Diamond' roof option)	○	○	●	●	●
Front bumper scuff plate in Lion Grey	-	●	●	●	●

	ACTIVE	ALLURE	GT LINE	GT LINE PREMIUM	GT
Front wing trim: black	●	-	-	-	-
Front wing trim: black with chrome detail	-	●	●	●	●
Gloss black B and C pillar and aerodynamic deflector trim	●	●	●	●	●
Gloss black strip rear cluster connecting strip	●	●	●	●	●
Gloss black windscreen trim	●	●	●	●	●
'GT Line' emblems in satin copper (front wings and tailgate) - <b>Unavailable on HYBRID versions</b>	-	-	●	●	-
'GT' emblems in satin copper (front wings and tailgate) - <b>Unavailable on HYBRID versions</b>	-	-	-	-	●
HYBRID' / 'HYBRID4' emblems on front wings and tailgate - <b>Standard on HYBRID versions.</b>	-	●	●	-	●
Panoramic opening glass roof (with electric interior blind and blue ambient lighting)	-	○	○	●	●
Radiator grille: chrome edge trim and facets	●	●	-	-	-
Radiator grille: chrome edge trim with chequered design and black 'PEUGEOT' lettering	-	-	●	●	●
Roof - body colour	●	●	-	-	-
Roof - 'Black Diamond'	○	○	●	●	●
Side window trim: black rubber	●	●	-	-	-
Side window trim: chrome	-	-	●	●	●
Sports front bumper design	-	-	●	●	●
Stainless steel door sill scuff plates - <b>Unavailable on HYBRID versions</b>	-	-	●	●	●
Stainless steel roof arch trim	●	●	●	●	●
Twin exhaust effect trim	-	-	●	●	●
17" 'Chicago' alloy wheels	●	-	-	-	-
18" 'Detroit' diamond cut alloy wheels	○	●	●	-	-
19" 'Washington' two tone diamond cut alloy wheels	-	○	○	●	●
<b>EXTERIOR LIGHTING AND VISIBILITY</b>					
Halogen fog lights	●	●	-	-	-
Door mirror mounted LED courtesy approach lights	-	●	●	-	-
Door mirror mounted LED 'PEUGEOT Lion' approach lights	-	-	-	●	●
Full LED headlights	-	○	●	●	●
Halogen headlights	●	●	-	-	-
LED daytime running lights built into the headlamp unit	●	●	●	●	●
LED fog lights (include static cornering function)	-	○	●	●	●
LED sequential scrolling front indicators	-	○	●	●	●
LED side indicator lights integrated into door mirrors	●	●	●	●	●
Rear numberplate lights (x2)	●	●	●	●	●
Rear LED PEUGEOT signature 'Claw Effect' lights (with daylight function)	●	●	●	●	●
Visibility pack: automatic lights	●	●	●	●	●
Visibility pack: automatic windscreen wipers	●	●	●	●	●
Visibility pack: electrochromic rear view mirror (auto dimming)	●	●	●	●	●
Visibility pack: 'follow me home headlights'	●	●	●	●	●
Frameless rear view mirror with 'Electric' mode light on <b>HYBRID versions</b>	-	●	●	-	●

\*Additional terms and conditions apply to connected services, including customer acceptance of location sharing prior to activation.




^Subject to subscription – after you have taken delivery of your vehicle, please subscribe on: <https://services-store.peugeot.co.uk/>



		ACTIVE	ALLURE			GT LINE			GT LINE PREMIUM	GT
Upholstery		Mistral 'Meco' cloth seat trim	Mistral 'Piedimonte' leather effect and cloth seat trim	Claudia Mistral leather seat trim	Mistral 'Imila' leather effect and cloth seat trim	Grey 'Greal' alcantara and leather effect seat trim (HYBRID ONLY)	Nappa Mistral full grain leather trim	Mistral 'Imila' leather effect and cloth seat trim	Nappa Mistral full grain leather trim	
Top-stitching		'Goa'	'Concrete'			'Aikinite'			'Aikinite'	'Aikinite'
Carpets / Roof-lining		Mistral black / Salin Light grey	Mistral black / Salin Light grey			Mistral black / Mistral black			Mistral black / Mistral black	Mistral black / Mistral black
SOLID PAINT										
Hurricane Grey	P09G	●	●	○	●	○	○	●	●	
Bianca White	P0WP	○	○	○	-	-	-	-	-	
METALLIC PAINT										
Cumulus Grey	M0F4	○	○	○	-	-	-	-	-	
Nimbus Grey	M0VL	-	-	-	○	○	○	○	○	
Amazonite Grey	M0KL	○	○	○	○	○	○	○	○	
Nera Black	M09V	○	○	○	○	○	○	○	○	
Magnetic Blue	M0EG	○	○	○	○	○	○	○	○	
Sunset Copper	M0LG	○	○	○	○	○	○	○	○	
SPECIAL PAINT										
Ultimate Red	M5F3	○	○	○	○	○	○	○	○	
Pearlescent White	M6N9	○	○	○	○	○	○	○	○	
BLACK DIAMOND ROOF*										
Nera Black	JD20	○	○	○	●	●	●	●	●	



PEUGEOT 3008 SUV - Upholstery Options

	ACTIVE	ALLURE	GT LINE			GT LINE PREMIUM	GT	
<b>Upholstery</b>	Mistral 'Meco' cloth seat trim	Mistral 'Piedimonte' leather effect and cloth seat trim	Claudia Mistral leather seat trim	Mistral 'Imila' leather effect and cloth seat trim	Grey 'Grevat' alcantara and leather effect seat trim (HYBRID ONLY)	Nappa Mistral full grain leather trim	Mistral 'Imila' leather effect and cloth seat trim	Nappa Mistral full grain leather trim
<b>Trim Code</b>	47FX	48FX	QRFX	48FH	OJFT	8DFH	48FH	8DFH
<b>Top-stitching</b>	'Goo'	'Concrete'		'Aikinite'			'Aikinite'	'Aikinite'
<b>Seat Trim Availability</b>	●	●	○	●	○	○	●	●
<b>Dashboard and Door Panel finish</b>	'Carbon Effect'	'Brumeo' Fabric					'Grey Oak'	
	Standard with all paint finishes	Standard with all paint finishes					Standard with all paint finishes	
								
<b>Panel Finish Availability</b>	●	●				●		



Mistral 'Meco' cloth seat trim



Mistral 'Piedimonte' leather effect and cloth seat trim



Claudia Mistral leather seat trim



Mistral 'Imila' leather effect and cloth seat trim



Grey 'Grevat' alcantara and leather effect seat trim



Nappa Mistral full grain leather trim

PEUGEOT 3008 SUV - Alloy Wheel Options

	ACTIVE	ALLURE	GT LINE	GT LINE PREMIUM	GT
<b>17" 'Chicago' alloy wheels</b>	●	-	-	-	-
<b>18" 'Detroit' two tone diamond cut alloy wheels</b>	○	●	●	-	-
<b>18" 'Los Angeles' two tone diamond cut alloy wheels *only available in conjunction with Advanced Grip Control**</b>	-	○	○	-	○
<b>19" 'Washington' two tone diamond cut alloy wheels (includes tall &amp; narrow tyre for increased efficiency)</b>	-	○	○	●	●



17" 'Chicago'



19" 'Washington'



18" 'Detroit'



18" 'Los Angeles'

		1.2L PureTech 130 S65 6-speed manual	1.2L PureTech 130 EAT8 S65 8-speed Efficient Automatic Transmission	1.6L PureTech 180 EAT8 S65 8-speed Efficient Automatic Transmission	1.5L BlueHDi 130 S65 6-speed manual	1.5L BlueHDi 130 EAT8 S65 8-speed Efficient Automatic Transmission	2.0L BlueHDi 180 EAT8 S65 8-speed Efficient Automatic Transmission	
DRIVETRAIN	Fuel type	Petrol	Petrol	Petrol	Diesel	Diesel	Diesel	
	Stop and Start functionality	●	●	●	●	●	●	
	Cubic capacity (cc)	1199	1199	1598	1499	1499	1997	
	Maximum power hp (Kw)	131 (96) @5500	131 (96) @5500	181 (133) @5500	131 (96) @3750	131 (96) @3750	177 (130) @3750	
	Maximum torque lb/ft (Nm)	170 (230) @ 1750	170 (230) @ 1750	184 (250) @ 1750	221 (300) @ 1750	221 (300) @ 1750	295 (400) @ 2000	
	6 speed manual	●			●			
8 speed automatic		●	●		●	●		
BRAKES	Front and rear discs	Front: Ventilated disc brakes with sliding caliper and automatic wear adjustment / Rear: Sliding caliper disc brakes						
SUSPENSION TYRES	Front suspension	Independent wheels - Pseudo-Mac Pherson axle, coil springs and integrated and pressurised hydraulic shock absorbers						
	Rear suspension	Semi-independent wheels - Twist beam axle, hydraulic and pressurised shock absorbers						
	Size - 17" tyres	215/65 R17 V ULRR						
	Size - 18" tyres	225/55 R18 V ULRR						
	Size - 19" 'Tall & Narrow' tyres	205/55 R19 V						
FUEL	Spare wheel (space saver)	●	●	●	●	●		
	Capacity (litres)	53						
REGULATED EMISSIONS	Carbon monoxide (mg/km)	545	442.9	616.6	114.9	83.8	34.5	
	Total hydrocarbons (mg/km)	24.4	19.6	24.8	-	-	-	
	Nitrogen Oxides (mg/km)	40	21.9	35.9	40.6	30.5	30.5	
	Total Hydrocarbons + Nitrogen Oxides (mg/km)	-	-	-	62.6	51.2	32.7	
	Particulate Matter (mg/km)	0.5	0.77	0.65	0.58	0.53	0.16	
FUEL CONSUMPTION, EMISSIONS and PERFORMANCE INFORMATION	WLTP V, Low / V, High fuel consumption	Maximum speed (mph)	118	123	139	120	118	130
		Acceleration 0-62 mph driver only (sec)	10.6	10.9	8.8	11.9	12.6	9.8
		Fuel Consumption: Low MPG (litres/100km) ^	41.6 - 36.4 (6.8 - 7.8)	35.6 - 31.6 (7.9 - 8.9)	29.1 - 28.4 (9.7 - 10.0)	48.0 - 41.3 (5.9 - 6.8)	46.8 - 42.3 (6.0 - 6.7)	38.2 - 34.3 (7.4 - 8.2)
		Fuel Consumption: Medium MPG (litres/100km) ^^	46.2 - 41.1 (6.1 - 6.9)	45 - 38.8 (6.3 - 7.3)	40.6 - 36.7 (7.0 - 7.7)	58.7 - 49.6 (4.8 - 5.7)	57.9 - 49.6 (4.9 - 5.7)	47.7 - 42.7 (5.9 - 6.6)
		Fuel Consumption: High MPG (litres/100km) ^^^	55.1 - 45.4 (5.1 - 6.2)	52.9 - 43.8 (5.3 - 6.4)	47.4 - 41.1 (6.0 - 6.9)	64.1 - 56.1 (4.4 - 5.0)	65.3 - 55.0 (4.3 - 5.1)	54.4 - 48.1 (5.2 - 5.9)
		Fuel Consumption: Extra High MPG (litres/100km) ^^*	44.5 - 36.3 (6.3 - 7.8)	44.1 - 34.3 (6.4 - 8.2)	38.6 - 33.3 (7.3 - 8.5)	50.0 - 44.8 (5.6 - 6.3)	53.2 - 44.5 (5.3 - 6.3)	46.1 - 39.5 (6.1 - 7.1)
		Fuel Consumption: Combined MPG (litres/100km) ^^*	47.2 - 39.7 (6.0 - 7.1)	45.2 - 37.3 (6.3 - 7.6)	39.6 - 35.2 (7.1 - 8.0)	55.1 - 48.2 (5.1 - 5.9)	56.3 - 48.0 (5.0 - 5.9)	47.3 - 41.6 (6 - 6.8)
		Regulated Emission Standard	Euro 6d	Euro 6d	Euro 6d	Euro 6d	Euro 6d	Euro 6d
		Carbon Dioxide (CO2) emissions Combined (g/km)	146 - 168	152 - 172	165 - 181	137 - 154	136 - 156	162 - 178
		VEHICLE WEIGHT INFORMATION (KG)	Gross vehicle weight	1920	1950	1960	1970	1990
Mass in service	1480		1498	1576	1572	1574	1644	
Kerb weight	1320		1320	1430	1417	1430	1480	
Gross train weight	3320		3100	3460	3470	3290	4090	
Maximum braked trailer weight	1400		1150	1500	1500	1300	2000	
Maximum tow ball weight	80		80	80	80	80	80	
INSURANCE CODES	Active	16E	16E	-	16E	16E	-	
	Allure	16E	16E	-	17E	17E	23E	
	GT Line	17E	17E	24E	17E	17E	24E	
	GT Line Premium	18E	18E	24E	17E	18E	24E	
	GT	-	-	-	-	-	24E	

The fuel consumption or electric range achieved, and CO<sub>2</sub> produced (where applicable), in real world conditions will depend upon a number of factors including, but not limited to: the accessories fitted (pre and post registration); the starting charge of the battery; variations in weather; driving styles and vehicle load. The WLTP (Worldwide Harmonised Light Vehicles Test Procedure) is used to measure fuel consumption, electric range and CO<sub>2</sub> figures.

Figures shown are for comparison purposes and should only be compared to the fuel consumption, electric range and CO<sub>2</sub> values of other cars tested to the same technical standard.

^ 'LOW': Low speed city driving, representative of city centre driving, maximum 35mph.

^^ 'MEDIUM': Medium speed town driving, representative of town or suburban driving, maximum 50mph.

^^^ 'HIGH': High speed rural driving, representative of A-road or dual carriageway driving, maximum 60mph.

^^\* 'EXTRA HIGH': Extra High speed motorway driving, representative of a typical European motorway, maximum 81mph.

^^^\* 'COMBINED': A mixed journey average of all elements

Figures quoted reflect a range of configurations (including non-UK market vehicles) and are subject to changes resulting from ongoing product development, range evolutions, testing and evaluations.



		HYBRID 225 e-EAT8 8-speed Efficient Automatic Transmission	HYBRID 300 e-EAT8 8-speed Efficient Automatic Transmission
PETROL ENGINE	Cubic capacity (cc)	1598	
	Maximum power hp (kW)	180 (133) @ 5500	200 (147) @ 6000
	Maximum torque lb/ft (Nm)	221 (300) @ 3000	
	Stop and Start functionality	-	
	Regulated Emission Standard	EURO 6d	
	Injection Type	Direct	
	Service Interval	20,000 miles or 1 year	
ELECTRIC MOTOR	Electric motor (integrated with the e-EAT8 gearbox)	1 at the front	1 at the front / 1 at the rear
	Maximum power hp (kW)	110 (81) @ 2500	110 (81) @ 2500 (front) 113 (83) @ 14000 (rear)
	Maximum torque lb/ft (Nm)	236 (320) @ 500 - 2500	236 (320) @ 500 - 2500 (front) 122 (166) @ 0 - 4760 (rear)
	Battery	Li-ion	
	Battery Capacity (kWh) / Battery Power (kW)	13.2 / 90	
	Battery Warranty	8 year traction battery warranty	
	Electric Range WLTP (miles)	33-40	34 - 40
	Charging Time from 0 to 100% - Standard cable (Mode 3 Type 2)	3hr 45 mins	
	Charging Time from 0 to 100% - Optional on board charger	1hr 45 mins	
	On Board Charger (kW)	3.7 as standard / 7.4 as option	
COMBINED PERFORMANCE	Combined Maximum power hp (kW)	225 (165)	300 (221)
	Combined Maximum torque lb/ft (Nm)	266 (360)	383 (520)
TRANSMISSION	Type	Automatic, Front wheel drive	Automatic, 4 Wheel Drive 4WD available up to 84 mph
	Number of gears	8	8
VEHICLE WEIGHT INFORMATION (KG)	Gross vehicle weight	2270	2330
	Mass in service	1888	2000
	Kerb weight	1760	1840
	Gross train weight	3520	3580
	Maximum braked trailer weight	1250	1250
	Maximum tow ball weight	64	64
PERFORMANCE (driver only) INFORMATION	Maximum speed in Sport mode / Electric (mph)	140 / 84	149 / 84
	Acceleration 0-62 mph driver only (sec)	8.9	6.1
FUEL CONSUMPTION & EMISSIONS	WLTP V.LOW / V.HIGH	Fuel Consumption: Combined MPG (litres/100km) ^^^	
		222.5 - 157.2 (1.3 - 1.8)	235.4 - 166.2 (1.2 - 1.7)
FUEL	Carbon Dioxide (CO2) emissions Combined (g/km) - WLTP	30 - 41	29 - 39
	Capacity (litres)	43	
REGULATED EMISSIONS	Carbon monoxide (mg/km)	459.7	587.7
	Total hydrocarbons (mg/km)	14.7	17.9
	Nitrogen Oxides (mg/km)	15.5	23.7
	Total Hydrocarbons + Nitrogen Oxides (mg/km)	-	-
	Particulate Matter (mg/km)	1.17	0.21
BRAKES	Front and rear discs	Front: Ventilated disc brakes with sliding caliper and automatic wear adjustment / Rear: Sliding caliper disc brakes	
SUSPENSION AND TYRES	Front suspension	Independent wheels - Pseudo-Mac Pherson axle, coil springs and integrated and pressurised hydraulic shock absorbers	
	Rear suspension	Semi-independent wheels - Multi-arm rear suspension, hydraulic and pressurised shock absorbers	
	Size - 18" tyres	225/55 R18 V UBRR	
	Size - 19" 'Tall & Narrow' tyres	205/55 R19 V UBRR	
	Spare wheel (space saver)	NA	
INSURANCE CODES	Active	-	-
	Allure	26E	-
	GT Line	27E	TBC
	GT Line Premium	-	-
	GT	28E	35E

The fuel consumption or electric range achieved, and CO<sub>2</sub> produced (where applicable), in real world conditions will depend upon a number of factors including, but not limited to: the accessories fitted (pre and post registration); the starting charge of the battery, variations in weather, driving styles and vehicle load. The WLTP (Worldwide Harmonised Light Vehicles Test Procedure) is used to measure fuel consumption, electric range and CO<sub>2</sub> figures.

Figures shown are for comparison purposes and should only be compared to the fuel consumption, electric range and CO<sub>2</sub> values of other cars tested to the same technical standard.

^ LOW: Low speed city driving, representative of city centre driving, maximum 35mph.

^^ MEDIUM: Medium speed town driving, representative of town or suburban driving, maximum 50mph.

^^^ HIGH: High speed rural driving, representative of A-road or dual carriageway driving, maximum 60mph.

^^^ EXTRA HIGH: Extra High speed motorway driving, representative of a typical European motorway, maximum 81mph.

^^^ COMBINED: A mixed journey average of all elements

Figures quoted reflect a range of configurations (including non-UK market vehicles) and are subject to changes resulting from ongoing product development, range evolutions, testing and evaluations.

For further information visit our website at [peugeot.co.uk](http://peugeot.co.uk) or contact your local PEUGEOT Retailer.

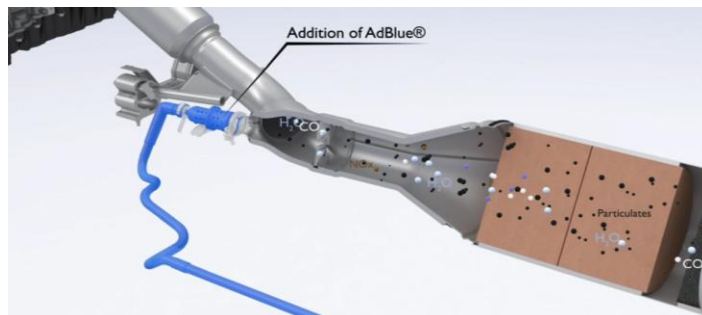

All PEUGEOT models equipped with BlueHDi engine technology are fitted with SCR technology (Selective Catalytic Reduction) and particulate filtration to treat exhaust gases.

### How Does the Process Work?

The process specifically targets the pollutants of diesel combustion, removing hydrocarbons and carbon monoxide, reducing nitrogen oxides by up to 90% and eliminating 99.9% of particulates.

This occurs during a three stage process:

- Stage One - the oxidation catalytic converter eliminates the hydrocarbons (HC) and the carbon monoxide (CO), transforming them into water (H<sub>2</sub>O) and carbon dioxide (CO<sub>2</sub>)
- Stage Two - the SCR (Selective Catalytic Reduction) transforms the nitrogen oxides (NOx) into water (H<sub>2</sub>O) and nitrogen (N<sub>2</sub>), which is the main constituent of air (78%), due to the addition of AdBlue® (mixture of urea and water)
- Stage Three - the Particulate Emission Filter eliminates 99.9% of the particulates by number, leaving just harmless water (H<sub>2</sub>O) and nitrogen (N<sub>2</sub>) gases to be emitted from the exhaust



To allow treatment of nitrogen oxides (NOx) emissions, PEUGEOT passenger cars powered by BlueHDi engine technology are fitted with a separate AdBlue® tank to hold the solution. In most instances this tank is around 17 litres in size. AdBlue® like fuel and screenwash is treated as a consumable and must be kept regularly topped up. Various factors can affect consumption of AdBlue® including but not limited to driving style, weight carried in the vehicle and environmental factors.

PEUGEOT Model	AdBlue® Tank Size	Tank Location	Top Up Required
3008 SUV	17 litres	Drivers side, under fuel filler cap	Around 3,500 miles / after 7 fuel fill-ups

### Topping Up AdBlue®

To prevent your PEUGEOT running out of the AdBlue® additive the car is fitted with a low level detection facility, just as would be the case with fuel. A series of notifications are available but where the AdBlue® range exceeds 1,500 miles (2,400 km), no information range is automatically displayed.



- Remaining range between 1,500 and 500 miles (2,400 and 800 km): When switching on the ignition, the orange warning lamp (as shown on the left) comes on for about thirty seconds, accompanied by the display of a message ("Top up AdBlue: Starting prevented in x miles/km") indicating the remaining range expressed in miles or kilometres. The reserve level has been reached; it is recommended that you top up as soon as possible



- Remaining range between 500 and 62 miles (800 and 100 km): When switching on the ignition, this warning lamp comes on, accompanied by an audible signal (1 beep) and the display of a message (e.g. "Top up AdBlue: Starting impossible in x miles") indicating the remaining range expressed in miles or kilometres. When driving, the audible signal and the message display are triggered every 62 miles (100 km) until the level is topped up. It is essential to top up as soon as possible and before the tank is completely empty; otherwise it will not be possible to restart the engine after the next stop



- Remaining range less than 60 miles (100 km): When driving, the audible signal and the message display are triggered every 6 miles (10 km) until the AdBlue tank is topped up. It is essential to top up as soon as possible and before the tank is completely empty; otherwise it will not be possible to restart the engine after the next stop.

### Important Points

- If your vehicle's AdBlue® tank is completely empty – which is confirmed by the alert messages and the impossibility of starting the engine - you must add at least 5 litres of AdBlue® solution
- Never pour AdBlue® into the Diesel fuel tank
- If any AdBlue® is splashed, or if there are any spillages on the side of the body, rinse immediately with cold water or wipe with a damp cloth
- If the fluid has crystallised, clean it off using a sponge and hot water
- Keep AdBlue® out of the reach of children, in its original container
- Never store AdBlue® containers in your vehicle
- Use only AdBlue® fluid that meets the ISO 22241 standard
- Never transfer AdBlue® to another container: it would lose its purity
- Never dilute AdBlue® with water
- Important: in the event of a top-up after an AdBlue® breakdown, you must wait about five minutes before switching on the ignition, without opening the driver's door, unlocking the vehicle or bringing the electronic key into the passenger compartment.



**EXTERNAL DIMENSIONS**

Length (mm)	4.447
Width (mm)	1.841
Height without / with roof bars (mm)	1,620 / 1,624
Wheelbase (mm)	2.675
Front / rear overhang (mm)	923 / 849
Front / rear track width (mm)	1,593 / 1,601
Approach / departure angles (degree)	20 / 29
Ground clearance (mm)	219
Turning circle between pavements (m)	10.67

**EXTERNAL DIMENSIONS FOR PARKING**

Length with boot open (mm)	4.717
Width with front / rear doors open (mm)	3,617 / 3,402
Width with door mirrors open / folded (mm)	2,098 / 1,906
Height with bonnet open (mm)	1.945
Height with boot open (mm)	2.06

**INTERNAL DIMENSIONS**

Number of seats	5
Front / rear elbow room (mm)	1,493 / 1,484
Front / rear shoulder room (mm)	1,451 / 1,422
Front / rear head room (mm) <sup>(1)</sup>	915 / 912 (847 / 843)
Distance between front seat back and front pedals (mm)	816
Distance between rear seat back and front seat back (mm)	889

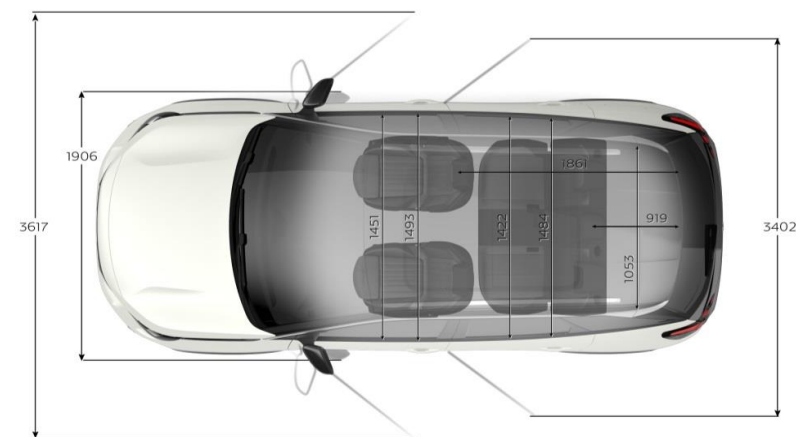
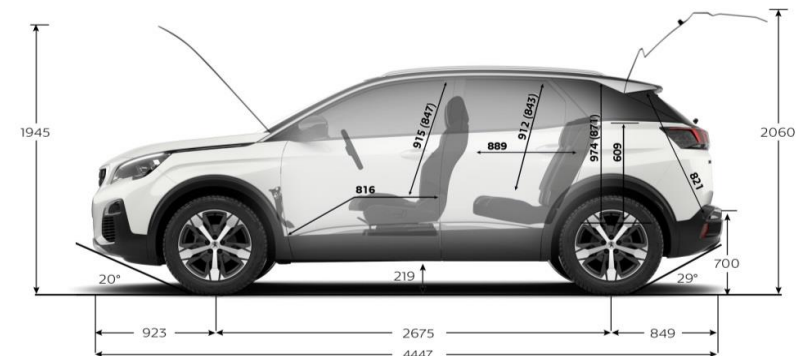
**BOOT, STORAGE & FUEL TANK**

Length with rear seat back up / folded (mm)	919 / 1 861
Maximum loading length (mm)	3 005
Width between wheel housings (mm)	1 053
Height under parcel shelf / head room (mm) <sup>(2)(1)</sup>	609 / 974 (871)
Opening of boot, height / width (mm)	821 / 998
Min. boot volume (dm <sup>3</sup> VDA 210) <sup>(3)</sup>	520 / <b>395 (HYBRID)</b>
Max. boot volume (dm <sup>3</sup> VDA 214) <sup>(3)</sup>	1 482 / <b>1 357 (HYBRID)</b>
Total volume of storage areas in the passenger compartment (litres)	32
Boot storage box for charging cable (litres)	<b>25</b>
Fuel tank capacity (litres)	53 / <b>43 (HYBRID)</b>

(1) Value in brackets: with optional panoramic opening glass roof

(2) Adjustable boot floor in low position

(3) Measured according to VDA method using parallelepipeds of 200x100x50 mm





### PEUGEOT offer two levels of Service Contract:

#### PEUGEOT Service Plans

##### What's included:

- PEUGEOT Service Plans offer complete assurance that all your servicing costs will be completely covered for the duration of the plan
- We offer PEUGEOT Service Plans for up to five years with many mileage options
- One-off up front or monthly direct debit payment options available

##### Monthly price examples\*:

36 Months / 30,000 Miles	48 Months / 40,000 Miles	60 Months / 50,000 Miles
14.16 per month	17.66 per month	17.40 per month

\* Price examples based on an annual mileage of 10,000 per annum

A PEUGEOT Service Plan can be purchased up to 12 months after registration date. The prices quoted above are indicative, for a bespoke quote please contact your local PEUGEOT Dealer. If the plan is taken out after the date of registration an additional payment will be required to cover this starting period. Any normal wear and tear maintenance work such as replacement of tyres, brake pads, brake discs, clutches, shock absorbers, wipers, batteries, bulbs, silencer, exhausts and windscreens are excluded. Servicing must be carried out by a PEUGEOT Authorised Repairer in the UK. PEUGEOT Motor Company reserve the right to change, amend or withdraw this product at any time.

#### Extended PEUGEOT Assistance\*

##### What's included: Extension of your PEUGEOT Assistance Cover

- Offers you the opportunity to extend PEUGEOT Assistance up to a further two years
- Cover includes:
  - PEUGEOT Assistance from Home
  - PEUGEOT Roadside Assistance
  - PEUGEOT Recovery
  - PEUGEOT Onward Travel
  - PEUGEOT European Cover

\* Excludes non-vehicle induced faults

To find out about extending your PEUGEOT Assistance cover, call 0800 294 0294



Model shown is PEUGEOT 3008 SUV Allure with optional metallic paint, black diamond roof and panoramic opening

Manufacturers Recommended Retail Price On The Road

The On the Road MRRP featured includes the following from April 2020:

Tax band	CO <sub>2</sub> (g/km)	First Year VED	First Year VED Diesel cars*	First Year VED Alternative Fuel	Annual Tax Petrol & Diesel	Annual Tax Alternative Fuel	First Reg fee	Delivery Charge	VAT @ 20% on Delivery	Total OTR Costs	Total OTR Costs Diesel cars*	Total OTR Costs Alternative Fuel
A	0	£0.00	£0.00	£0.00	£0.00	£0.00	£55.00	£595.83	£119.17	£770.00	£770.00	£770.00
B	1-50	£10.00	£25.00	£0.00	£150.00	£140.00	£55.00	£595.83	£119.17	£780.00	£795.00	£770.00
C	51-75	£25.00	£110.00	£15.00	£150.00	£140.00	£55.00	£595.83	£119.17	£795.00	£880.00	£785.00
D	76-90	£110.00	£135.00	£100.00	£150.00	£140.00	£55.00	£595.83	£119.17	£880.00	£905.00	£870.00
E	91-100	£135.00	£155.00	£125.00	£150.00	£140.00	£55.00	£595.83	£119.17	£905.00	£925.00	£895.00
F	101-110	£155.00	£175.00	£145.00	£150.00	£140.00	£55.00	£595.83	£119.17	£925.00	£945.00	£915.00
G	111-130	£175.00	£215.00	£165.00	£150.00	£140.00	£55.00	£595.83	£119.17	£945.00	£985.00	£935.00
H	131-150	£215.00	£540.00	£205.00	£150.00	£140.00	£55.00	£595.83	£119.17	£985.00	£1,310.00	£975.00
I	151-170	£540.00	£870.00	£530.00	£150.00	£140.00	£55.00	£595.83	£119.17	£1,310.00	£1,640.00	£1,300.00
J	171-190	£870.00	£1,305.00	£860.00	£150.00	£140.00	£55.00	£595.83	£119.17	£1,640.00	£2,075.00	£1,630.00
K	191-225	£1,305.00	£1,850.00	£1,295.00	£150.00	£140.00	£55.00	£595.83	£119.17	£2,075.00	£2,620.00	£2,065.00
L	226-255	£1,850.00	£2,175.00	£1,840.00	£150.00	£140.00	£55.00	£595.83	£119.17	£2,620.00	£2,945.00	£2,610.00
M	Over 255	£2,175.00	£2,175.00	£2,165.00	£150.00	£140.00	£55.00	£595.83	£119.17	£2,945.00	£2,945.00	£2,935.00

\*Applies to diesel vehicles that do not meet the real driving emissions step 2 (RDE2) standard

VAT is calculated at 20%

VAT is not applicable to cars sold in the Channel Islands

Cars with a list price of over £40,000 when new pay an additional £325 per year on top of the £150 annual tax 'standard rate', for five years after the end of the first licence before returning to the rates listed above. This supplement does not apply to electric vehicles.

PEUGEOT 3 Years of Warranty

All vehicles first registered in the UK and purchased from a UK PEUGEOT Retailer benefit from a PEUGEOT 2 year unlimited mileage manufacturer's warranty and a free optional additional 1 year of warranty provided by the PEUGEOT Retailer Network in the UK.

PEUGEOT Assistance

All new PEUGEOTs come with PEUGEOT Assistance, our breakdown assistance service.

PEUGEOT Assistance is available every minute of the day and night; 365 days of the year, for you and anyone else driving your PEUGEOT with your permission.

Full details are available at [www.peugeot.co.uk](http://www.peugeot.co.uk)

Terms and Conditions

All information and prices correct at time of publication, but are subject to change at any time without prior notice (which may occur as a result of matters including, but not limited to, any changes in legislation and/or any changes by the government).

It is our policy to continually improve our vehicles in every way. To avoid any misunderstandings you are advised to check with your PEUGEOT Retailer the prices, specification (including colour), equipment, accessories and equipment relating to any PEUG EOT vehicle and the exact cost and availability prior to ordering.

Where a feature is described as an option in this publication it should be assumed that it is at extra cost unless specifically stated otherwise.

Issued by Sales and Marketing, PEUGEOT Motor Company PLC, Pinley House, Sunbeam Way, Coventry CV3 1ND.



PEUGEOT