



PEUGEOT 508 & 508 SW WITH **HYBRID** TECHNOLOGY

PRICES, EQUIPMENT AND TECHNICAL SPECIFICATIONS

Version 2 - From the 5th May 2021

Model Year - 2021



PEUGEOT 508 models come with the following equipment as standard:

Safety and Security

- ABS (Anti-lock Braking System)
- Active bonnet
- Airbags
 - Adaptive driver and front passenger airbags (includes passenger airbag deactivation function)
 - Driver and front passenger side thorax airbags
 - Front and rear curtain airbags
- Alarm (perimetric, volumetric with lift and tilt sensor)
- Automatic door locking when moving off
- Automatic hazard light activation upon heavy brake application
- DAA1 (Driver attention alert system)
- Electric child locking functionality on rear windows and doors
- EBA (Emergency Brake Assist)
- EBD (Electronic Brake Force Distribution)
- ESP (Electronic Stability Programme)
- Exterior temperature indicator with ice warning
- Front optimised safety headrests and rear retractable headrests (x3), height-adjustable.
- Front three-point retractable seatbelts, height adjustable with pre-tensioners and force limiters. (Include visual and sound alerts if seatbelts are not fastened / unfastened whilst vehicle is in motion)
- Front and rear disc brakes
- IRC (Recommended Gear Indicator) manual versions only
- Headlights left on audible warning
- Indirect tyre under-inflation detection
- Isofix child seat fittings (x3) (front passenger and outer rear seats)
- Locking wheel nuts (standard on 18" and 19" alloy wheels)
- Passenger airbag deactivation switch (to allow for child seat fitment)
- Programmable cruise control and speed limiter
- Rear three-point retractable seatbelts (x3), with pre-tensioners and force limiters in the outer rear seats. (Include visual and sound alerts if seatbelts are unfastened whilst vehicle is in motion)
- Speed limit recognition and recommendation
- Puncture repair kit

Comfort and Convenience

- Central front armrest with butterfly-wing opening and illuminated storage compartment
- Driver plip action (isolated unlock function for drivers door)
- Electric, heated and power folding door mirrors
- Electric parking brake (includes hill assist)
- Electric power steering with reach and rake-adjustable steering column
- Front central console with two cup-holders
- Front windscreen wipers with "Magic Wash" cleaning system
- Heated rear windscreen with integrated antenna
- Map pockets on front seat backs
- Multifunction trip computer
- One-touch electric front and rear windows with pinch protection
- PEUGEOT i-Cockpit®:
 - Configurable 12.3" head-up digital instrument panel
 - 8.0" capacitive touchscreen
 - Compact multi-function steering wheel
- Power folding door mirrors
- Push button start
- Rear centre console ventilation system
- Rear coat hooks (x2)
- Rear seat ventilation (located in rear of centre console)
- Rear side and tailgate windows: Tinted
- Remote central locking (two remotes)
- 1/3 - 2/3 folding rear seat
- 3.7 kW monophasic On board charger (Hybrid versions)
- Mode 3 type 2 cable for Wallbox charging (Hybrid versions)

Interior Features

- Dashboard, front and rear door panel finish : Carbon effect
- Flocked glove box interior with illumination
- Gear lever - automatic in full grain leather and satin chrome
- Interior LED lighting: front LED roof lighting with 3 x spotlights, 2 x LED ambient lights and 2 x rear reading lights, LED lighting in boot, glove box and connecting zone
- Pedals and foot rest: black rubber
- 'Piano keys': chrome plated toggle switches to access touchscreen functions
- Roof lining - 'Satin' light grey

In Car Entertainment

- Bluetooth® telephone facility
- USB socket (x2) front
- 8-speaker radio, MP3 compatible
- 12 V socket (Active only)

Exterior Features

- Aluminium longitudinal roof bars (SW Only)
- Body-colour exterior door handles
- Door mirror shells: body colour
- Gloss black B and C pillar and aerodynamic deflector trim
- Gloss black strip rear cluster connecting strip
- Model designation badges front and rear
- Radiator grille: chrome facets and gloss black edge trim
- Rear lower bumper gloss black 'diffuser effect' trim
- Side window trim: aluminium

Exterior Lighting and Visibility

- Door mirror mounted LED courtesy approach lights
- Halogen headlights
- LED daytime running lights
- LED side indicator lights integrated into door mirrors
- Rear foglights
- Rear number plate lights (x2)
- Rear LED PEUGEOT signature 'Claw Effect' lights (with daylight function)
- Rear reversing lights





ACTIVE PREMIUM With the perfect balance of character and strength, Active Premium is the perfect place to start your journey

ALLURE With added style and specification, enjoy the ultimate in understated luxury



Safety and Security

- PEUGEOT Connect SOS and Assistance
- Safety Pack
 - AEB3 (Advanced Automatic Emergency braking System)
 - Distance alert
 - SLI/ISA (Speed limit information/Intelligent Speed Adaption)
 - LKA (Active Lane Keeping Assistance) + road edge detection

In Car Entertainment

- DAB radio (Digital Audio Broadcasting)
- Mirror Screen®
 - Apple CarPlay™
 - Android Auto

Exterior Features

- 16" 'Cypress' alloy wheels (Diesel)
- 16" 'Brandon' alloy wheels (Petrol)

Exterior Lighting and Visibility

- Visibility pack
 - Automatic headlights
 - Automatic windscreen wipers
 - Electrochrome rear view mirror (auto dimming)
 - 'Follow me home' headlights

Comfort and Convenience

- Automatic dual zone climate control
- PEUGEOT Open and Go (keyless entry and push button start)
- Visio Park 1
 - Parking sensors - front and rear
 - 180° colour reversing camera
- Warning triangle

Interior Features

- Mistral full-grain leather steering wheel with stitch detail
- Seating
 - Driver and Front passenger seat manual adjustment (longitudinal and back rest angle)
 - Driver and front passenger seat mechanical height adjustment
 - Mistral tri-material 'Losange' cloth seat trim with copper 'Goo' stitch detail



Active Premium Specification +

Safety and Security

- Safety plus pack
 - BSD (Passive Blind Spot Detection)
 - DAA3 (Advanced Driver Attention Alert)
 - PEUGEOT Smartbeam Assistance
 - Speed limit + road sign recognition and recommendation

Interior Features

- Seating
 - Driver and front passenger seat electric lumbar
 - Mistral tri-material 'Imila' leather effect and 'Brumeo' cloth seat trim with grey 'Béton' stitch detail.

Comfort and Convenience

- PEUGEOT i-Cockpit®:
 - 10.0" High definition (HD) capacitive touchscreen
- Power folding door mirrors with blind spot detection indicator
- Rear armrest with ski flap and two cup-holders
- Rear side and tailgate windows: Dark tinted

In Car Entertainment

- Connected 3D Navigation*
 - Automatic connection via PEUGEOT Connect
 - TomTom® Live updates (3 year subscription)^
 - SpeedCam / Danger Zones (3 year subscription)
- Voice recognition (radio, navigation and telephony features)

Interior Features

- Ambient lighting to storage compartments
- Front and rear carpet mats in black with "Beton" grey stitch detail
- 'Interior LED lighting plus: interior lighting as per Active Premium plus boot lighting x 2, illumination to vanity mirrors, centre console storage, cup holders and front footwells

Exterior Features

- 17" 'Merion' diamond cut two tone alloy wheels



*Additional terms and conditions apply to connected services, including customer acceptance of location sharing prior to activation.

^Subject to subscription – after you have taken delivery of your vehicle, please subscribe on: <https://services-store.peugeot.co.uk/>



Allure Premium The best of all worlds, sports styling combined with outstanding levels of efficiency and specification.

Allure Specification +

HYBRID

Safety and Security

- Drive Assist Pack Plus
 - ACC Stop and Go (Adaptive Cruise Control with stop and go function)
 - Lane positioning assist

Comfort and Convenience

- Smart electric tailgate (foot operated)

Interior Features

- Seating
 - Electrical lumbar and tilt adjustments, manual cushion length adjustment

In Car Entertainment

- USB socket (x2) rear (in lieu of 12v socket)



GT The best of all worlds, sports styling combined with outstanding levels of efficiency and specification.

Allure Premium Specification +

HYBRID

Comfort and Convenience

- Boot load restraint net (SW Only)

Interior Features

- Aikinite contrast stitching to armrest, front centre console, door panels and dashboard fascia
- Blue ambient lighting to front door panels and front centre console
- Dashboard fascia, intricate stitch detail
- Flocked front door pocket interior
- Pedal and foot rest: aluminium
- Roof lining -Mistral black
- Gear lever - full grain leather and satin chrome
- Mistral full grain perforated leather steering wheel with Aikinite stitch detail and satin chrome 'GT' emblem
- Front and rear floor mats in "Mistral "with double "Aikinite" stitching
- Seating
 - Mistal tri-material 'Belomka' leather effect and 'Ornis' cloth seat trim with Aikinite double stitch detail

Exterior Features

- 18" 'Sperone' diamond cut two tone alloy wheels
- Door mirror shells: Nera black
- 'GT' model designation badging
- Radiator grille: chequered with chrome edge trim
- Rear bumper diffuser : gloss black
- Side window trim: gloss black
- Stainless steel door sill scuff plates

Exterior Lighting and Visibility

- Full LED headlights with static cornering light functionality
- LED front indicators
- Rear full LED 3D rear PEUGEOT signature 'Claw Effect' lights (with sequential 'welcome sequence' upon unlocking the vehicle)



GT Premium The ultimate in luxury, any journey no matter the distance will leave you wanting for nothing.

GT Specification +

Safety and Security

- Active suspension (PureTech 180 and 225 ONLY)

Comfort and Convenience

- Power folding door mirrors with blind spot detection indicator and electrochrome (auto dimming) function
- Visio Park 3:
 - 360° HD colour camera system
 - Fully automated parking assistance

In Car Entertainment

- FOCAL® premium HIFI speaker system

Interior Features

- Seating
 - Electrical lumbar and tilt adjustments, manual cushion length adjustment
 - Mistral leather effect and Alcantara seat trim
 - Mistral leather effect and grey Alcantara seat trim (PHEV)
 - Heated front Seats
- Stainless steel door sill scuff plates
- Aluminium boot rails (SW Only)

Exterior Features

- 19" 'Augusta' two tone, tinted varnish finish diamond cut alloy wheels (Petrol & Diesel)
- 18" 'Spreone' two tone diamond cut alloys (PHEV)





Selenium Grey



Nera Black



Pearlescent White



PEUGEOT Sport Engineered Enter the era of New-Performance by PEUGEOT

Safety and Security

- Active suspension
- Night Vision
- Drive Assist Pack Plus
 - ACC Stop and Go (Adaptive Cruise Control with stop and go function)
 - Lane positioning assist
- Driver Sport Pack
 - Dynamic functions with PSE specific numeric sound system
 - sounds ambiance
 - intense ambient blue lighting and screen animations
 - Multi point massage (if 'massage pack' is selected)

Comfort and Convenience

- Power folding heated door mirrors with blind spot detection indicator and electrochrome (auto dimming) function
- Visio Park 3: (WY50)
 - 360° HD colour camera system
 - Fully automated parking assistance
- PEUGEOT Open and Go (keyless entry and push button start)
- Boot load restraint net (SW Only)

In Car Entertainment

- FOCAL® premium HIFI speaker system
- Wireless smartphone charging plate
- Connected 3D Navigation*
 - Automatic connection via PEUGEOT Connect
 - TomTom® Live updates (3 year subscription)^
 - SpeedCam / Danger Zones (3 year subscription)
 - Voice recognition (radio, navigation and telephony features)

Interior Features

- Seating
 - Electrical lumbar and tilt adjustments, manual cushion length adjustment with heated seats and massage function
 - Mistral Nappa Leather with Alcantara seat trim
- Mistral floor mats with Kryptonite stitching
- Aluminium boot rails (SW Only)






Exterior Features

- 20" 'EXXAR' two tone diamond cut alloy wheels
- Rear side and tailgate windows : Dark tinted

Exterior Lighting and Visibility

- Full LED headlights with static cornering light functionality
- LED front indicators
- Rear full LED 3D rear PEUGEOT signature 'Claw Effect' lights (with sequential 'welcome sequence' upon unlocking the vehicle)

PEUGEOT 508 Range: Price List

	ENGINE	FUEL	RDE2 COMPLIANT	HP	TITRE CODE (DIALOG DESCRIPTION)	CO ₂ g/km	BASIC MRRP	VAT (£)	TOTAL MRRP	OTR COSTS	ON THE ROAD MRRP	P11D VALUE (£)	2020/21 BIK %	*Indicative 2020/21 BIK £/mth @ 20%	*Indicative 2020/21 BIK £/mth @ 40%
Active Premium	1.2L PureTech 130 EAT8 S6S 8-speed Efficient Automatic Transmission	Petrol	Yes	131	1PR8A5LNP1T0A0D2 (508 ACTP PT130A)	131	22,395.84	4,479.17	26,875.00	990	27,865.00	27,590.00	30%	137.95	275.90
	1.5L BlueHDi 130 EAT8 S6S 8-speed Efficient Automatic Transmission	Diesel	Yes	131	1PR8A5LMK1T0A0D2 (508 ACTP BHD1130A)	121	24,054.17	4,810.83	28,865.00	950	29,815.00	29,580.00	28%	138.04	276.08
Allure 	1.2L PureTech 130 EAT8 S6S 8-speed Efficient Automatic Transmission	Petrol	Yes	131	1PR8A5PNP1T0A0D2 (508 ALL PT130A)	131	23,145.84	4,629.17	27,775.00	990	28,765.00	28,490.00	30%	142.45	284.90
	1.6L PureTech 180 EAT8 S6S 8-speed Efficient Automatic Transmission	Petrol	Yes	181	1PR8A5PNS1T0A0D2 (508 ALL PT180A)	140	25,937.50	5,187.50	31,125.00	990	32,115.00	31,840.00	32%	169.81	339.63
	1.5L BlueHDi 130 EAT8 S6S 8-speed Efficient Automatic Transmission	Diesel	Yes	131	1PR8A5PMK1T0A0D2 (508 ALL BHD1130A)	121	24,804.17	4,960.83	29,765.00	950	30,715.00	30,480.00	28%	142.24	284.48
	HYBRID 225 e-EAT8 8-speed Efficient Automatic Transmission	Hybrid	Yes	225	1PR8A5QNKAT0A0D2 (508 ALL HYB225A)	29	29,366.67	5,873.33	35,240.00	770	36,010.00	35,955.00	10%	59.93	119.85
Allure Premium 	1.2L PureTech 130 EAT8 S6S 8-speed Efficient Automatic Transmission	Petrol	Yes	131	1PR8A5RNP1T0A0D2 (508 ALLP PT130A)	131	23,979.17	4,795.83	28,775.00	990	29,765.00	29,490.00	30%	147.45	294.90
	1.6L PureTech 180 EAT8 S6S 8-speed Efficient Automatic Transmission	Petrol	Yes	181	1PR8A5RNS1T0A0D2 (508 ALLP PT180A)	140	26,770.84	5,354.17	32,125.00	990	33,115.00	32,840.00	32%	175.15	350.29
	1.5L BlueHDi 130 EAT8 S6S 8-speed Efficient Automatic Transmission	Diesel	Yes	131	1PR8A5RMK1T0A0D2 (508 ALLP BHD1130A)	121	25,637.50	5,127.50	30,765.00	950	31,715.00	31,480.00	28%	146.91	293.81
	HYBRID 225 e-EAT8 8-speed Efficient Automatic Transmission	Hybrid	Yes	225	1PR8A5SNKAT0A0D2 (508 ALLP HYB225A)	29	30,200.00	6,040.00	36,240.00	770	37,010.00	36,955.00	10%	61.59	123.18
GT 	1.2L PureTech 130 EAT8 S6S 8-speed Efficient Automatic Transmission	Petrol	Yes	131	1PR8A5TNP1T0A0D2 (508 GT PT130A)	132	24,812.50	4,962.50	29,775.00	990	30,765.00	30,490.00	30%	152.45	304.90
	1.6L PureTech 180 EAT8 S6S 8-speed Efficient Automatic Transmission	Petrol	Yes	181	1PR8A5TNS1T0A0D2 (508 GT PT180A)	141	27,604.17	5,520.83	33,125.00	990	34,115.00	33,840.00	32%	180.48	360.96
	1.5L BlueHDi 130 EAT8 S6S 8-speed Efficient Automatic Transmission	Diesel	Yes	131	1PR8A5TMK1T0A0D2 (508 GT BHD1130A)	122	26,470.84	5,294.17	31,765.00	950	32,715.00	32,480.00	28%	151.57	303.15
	HYBRID 225 e-EAT8 8-speed Efficient Automatic Transmission	Hybrid	Yes	225	1PR8A5UNKAT0A0D2 (508 GT HYB225A)	32	31,033.34	6,206.67	37,240.00	770	38,010.00	37,955.00	13%	82.24	164.47
GT Premium  	1.2L PureTech 130 EAT8 S6S 8-speed Efficient Automatic Transmission	Petrol	Yes	131	1PR8A5VNP1T0A0D2 (508 GTP PT130A)	139	26,395.84	5,279.17	31,675.00	990	32,665.00	32,390.00	31%	167.35	334.70
	1.6L PureTech 180 EAT8 S6S 8-speed Efficient Automatic Transmission	Petrol	Yes	181	1PR8A5VNS1T0A0D2 (508 GTP PT180A)	148	30029.17	6005.83	36,035.00	990	37,025.00	36,750.00	33%	202.13	404.25
	1.6L PureTech 225 EAT8 S6S 8-speed Efficient Automatic Transmission	Petrol	Yes	225	1PR8A5VNR1T0A0D2 (508 GTP PT225A)	158	31,250.00	6,250.00	37,500.00	1,325	38,825.00	38,215.00	35%	222.92	445.84
	1.5L BlueHDi 130 EAT8 S6S 8-speed Efficient Automatic Transmission	Diesel	Yes	131	1PR8A5VMK1T0A0D2 (508 GTP BHD1130A)	128	28,054.17	5,610.83	33,665.00	950	34,615.00	34,380.00	29%	166.17	332.34
	HYBRID 225 e-EAT8 8-speed Efficient Automatic Transmission	Hybrid	Yes	225	1PR8A5ZNKAT0A0D2 (508 GTP HYB225A)	33	33,450.00	6,690.00	40,140.00	770	40,910.00	40,855.00	10%	68.09	136.18
	HYBRID4 360CH e-EAT8 4WD 8-speed Efficient Automatic Transmission	Hybrid	Yes	355	1PR8A5WRI2T0A0D2 (508 PSE HYB360A)	46	44,354.17	8,870.83	53,225.00	770	53,995.00	£53,940.00	12%	107.88	215.76

CO2 figures, P11D values, BIK%, BIKE and MRRP pricing shown above are for a standard vehicle without any additional optional equipment. CO2 figures are used to calculate Vehicle Excise Duty (VED) for the first registration of the vehicle and BIK%. The addition of optional extras could increase the certified CO2 emission output. This in turn may affect the amount of VED payable upon registration, and, for company car drivers, the amount of Benefit in Kind (BIK) tax payable.

For further information on CO2 and pricing for vehicles with optional equipment, please visit www.peugeot.co.uk and configure your chosen vehicle with your preferred options.

*Indicative monthly BIK amounts are calculated by taking the P11D of a standard factory built vehicle without the addition of any optional equipment. This is then multiplied by the income tax rate (20 or 40%) giving an annual amount. This figure is then divided by 12 to reach a monthly amount. The figures quoted are for guidance only. For further information on company car tax comparisons please visit www.compare.peugeot.co.uk/company-car-tax.

The fuel consumption or electric range achieved, and CO2 produced (where applicable), in real world conditions will depend upon a number of factors including, but not limited to: the accessories fitted (pre and post registration); the starting charge of the battery (PHEV only); variations in weather; driving styles and vehicle load. The plug-in hybrid range requires mains electricity for charging. The WLTP (Worldwide Harmonised Light Vehicles Test Procedure) is used to measure fuel consumption, electric range and CO2 figures. 'On the Road' MRRP includes registration plates and delivery to retailer (including VAT), 12 months' Vehicle Excise Duty and new vehicle registration fee of £55. Excludes fuel and insurance.

Figures shown are for comparison purposes and should only be compared to the fuel consumption, electric range and CO2 values of other cars tested to the same technical standard.

All information and prices correct at time of publication, but are subject to change at any time without prior notice (which may occur as a result of matters including, but not limited to, any changes in legislation and/or any changes by the government).

PEUGEOT 508 SW Range: Price List

	ENGINE	FUEL	RDE2 COMPLIANT	HP	TITRE CODE (DIALOG DESCRIPTION)	CO ₂ g/km	BASIC MRRP	VAT (£)	TOTAL MRRP	OTR COSTS	ON THE ROAD MRRP	P11D VALUE (£)	2020/21 BIK %	*Indicative 2020/21 BIK £/mth @ 20%	*Indicative 2020/21 BIK £/mth @ 40%
Active Premium	1.2L PureTech 130 EAT8 S6S 8-speed Efficient Automatic Transmission	Petrol	Yes	131	1PR8C5LNP1T0A0D2 (508SW ACTP PT130A)	134	23,729.17	4,745.83	28,475.00	990.00	29,465.00	29,190.00	30%	145.95	291.90
	1.5L BlueHDi 130 EAT8 S6S 8-speed Efficient Automatic Transmission	Diesel	Yes	131	1PR8C5LMK1T0A0D2 (508SW ACTP BHD1130A)	124	25,387.50	5,077.50	30,465.00	950.00	31,415.00	31,180.00	28%	145.51	291.01
Allure	1.2L PureTech 130 EAT8 S6S 8-speed Efficient Automatic Transmission	Petrol	Yes	131	1PR8C5PNP1T0A0D2 (508SW ALL PT130A)	134	24,604.17	4,920.83	29,525.00	990.00	30,515.00	30,240.00	30%	151.20	302.40
	1.6L PureTech 180 EAT8 S6S 8-speed Efficient Automatic Transmission	Petrol	Yes	181	1PR8C5PNS1T0A0D2 (508SW ALL PT180A)	143	27,395.84	5,479.17	32,875.00	990.00	33,865.00	33,590.00	32%	179.15	358.29
	1.5L BlueHDi 130 EAT8 S6S 8-speed Efficient Automatic Transmission	Diesel	Yes	131	1PR8C5PMK1T0A0D2 (508SW ALL BHD1130A)	124	26,262.50	5,252.50	31,515.00	950.00	32,465.00	32,230.00	28%	150.41	300.81
HYBRID	HYBRID 225 e-EAT8 8-speed Efficient Automatic Transmission	Hybrid	Yes	225	1PR8C5QNKAT0A0D2 (508SW ALL HYB225A)	30	30,825.00	6,165.00	36,990.00	770.00	37,760.00	37,705.00	10%	62.84	125.68
Allure Premium	1.2L PureTech 130 EAT8 S6S 8-speed Efficient Automatic Transmission	Petrol	Yes	131	1PR8C5RNP1T0A0D2 (508SW ALLP PT130A)	134	25,437.50	5,087.50	30,525.00	990.00	31,515.00	31,240.00	30%	156.20	312.40
	1.6L PureTech 180 EAT8 S6S 8-speed Efficient Automatic Transmission	Petrol	Yes	181	1PR8C5RNS1T0A0D2 (508SW ALLP PT180A)	144	28,229.17	5,645.83	33,875.00	990.00	34,865.00	34,590.00	32%	184.48	368.96
	1.5L BlueHDi 130 EAT8 S6S 8-speed Efficient Automatic Transmission	Diesel	Yes	131	1PR8C5RMK1T0A0D2 (508SW ALLP BHD1130A)	124	27,095.84	5,419.17	32,515.00	950.00	33,465.00	33,230.00	28%	155.07	310.15
	HYBRID 225 e-EAT8 8-speed Efficient Automatic Transmission	Hybrid	Yes	225	1PR8C5SNKAT0A0D2 (508SW ALLP HYB225A)	30	31,658.34	6,331.67	37,990.00	770.00	38,760.00	38,705.00	10%	64.51	129.02
GT	1.2L PureTech 130 EAT8 S6S 8-speed Efficient Automatic Transmission	Petrol	Yes	131	1PR8C5TNP1T0A0D2 (508SW GT PT130A)	136	26,270.84	5,254.17	31,525.00	990.00	32,515.00	32,240.00	31%	166.57	333.15
	1.6L PureTech 180 EAT8 S6S 8-speed Efficient Automatic Transmission	Petrol	Yes	181	1PR8C5TNS1T0A0D2 (508SW GT PT180A)	145	29,062.50	5,812.50	34,875.00	990.00	35,865.00	35,590.00	33%	195.75	391.49
	1.5L BlueHDi 130 EAT8 S6S 8-speed Efficient Automatic Transmission	Diesel	Yes	131	1PR8C5TMK1T0A0D2 (508SW GT BHD1130A)	125	27,929.17	5,585.83	33,515.00	950.00	34,465.00	34,230.00	29%	165.45	330.89
	HYBRID 225 e-EAT8 8-speed Efficient Automatic Transmission	Hybrid	Yes	225	1PR8C5SUNKAT0A0D2 (508SW GT HYB225A)	34	32,491.67	6,498.33	38,990.00	770.00	39,760.00	39,705.00	10%	66.18	132.35
GT Premium	1.2L PureTech 130 EAT8 S6S 8-speed Efficient Automatic Transmission	Petrol	Yes	131	1PR8C5VNP1T0A0D2 (508SW GTP PT130A)	142	27937.50	5587.50	33525.00	990.00	34,515.00	34,240.00	32%	182.61	365.23
	1.6L PureTech 180 EAT8 S6S 8-speed Efficient Automatic Transmission	Petrol	Yes	181	1PR8C5VNS1T0A0D2 (508SW GTP PT180A)	151	31,291.67	6,258.33	37,550.00	1,325.00	38,875.00	38,265.00	34%	216.84	433.67
	1.6L PureTech 225 EAT8 S6S 8-speed Efficient Automatic Transmission	Petrol	Yes	225	1PR8C5VNR1T0A0D2 (508SW GTP PT225A)	160	32791.67	6558.334	39350.00	1325.00	40,675.00	40,065.00	36%	240.39	480.78
	1.5L BlueHDi 130 EAT8 S6S 8-speed Efficient Automatic Transmission	Diesel	Yes	131	1PR8C5VMK1T0A0D2 (508SW GTP BHD1130A)	131	29,562.50	5,912.50	35,475.00	990.00	36,465.00	36,190.00	30%	180.95	361.90
	HYBRID 225 e-EAT8 8-speed Efficient Automatic Transmission	Hybrid	Yes	225	1PR8C5ZNKAT0A0D2 (508SW GTP HYB225A)	34	34,991.67	6,998.33	41,990.00	770.00	42,760.00	42,705.00	10%	71.18	142.35
PSE HYBRID	HYBRID4 360CH e-EAT8 4WD 8-speed Efficient Automatic Transmission	Hybrid	Yes	355	1PR8C5WRI2T0A0D2 (508SW PSE HYB360A)	46	45854.17	9,170.83	55,025.00	770.00	55,795.00	55,740.00	13%	120.77	241.54

CO2 figures, P11D values, BIK%, BIK£ and MRRP pricing shown above are for a standard vehicle without any additional optional equipment. CO2 figures are used to calculate Vehicle Excise Duty (VED) for the first registration of the vehicle and BIK%. The addition of optional extras could increase the certified CO2 emission output. This in turn may affect the amount of VED payable upon registration, and, for company car drivers, the amount of Benefit in Kind (BIK) tax payable.

For further information on CO2 and pricing for vehicles with optional equipment, please visit www.peugeot.co.uk and configure your chosen vehicle with your preferred options.

*Indicative monthly BIK amounts are calculated by taking the P11D of a standard factory built vehicle without the addition of any optional equipment. This is then multiplied by the income tax rate (20 or 40%) giving an annual amount. This figure is then divided by 12 to reach a monthly amount. The figures quoted are for guidance only. For further information on company car tax comparisons please visit www.compare.peugeot.co.uk/company-car-tax.

The fuel consumption or electric range achieved, and CO2 produced (where applicable), in real world conditions will depend upon a number of factors including, but not limited to: the accessories fitted (pre and post registration); the starting charge of the battery (PHEV only); variations in weather; driving styles and vehicle load. The plug-in hybrid range requires mains electricity for charging. The WLTP (Worldwide Harmonised Light Vehicles Test Procedure) is used to measure fuel consumption, electric range and CO2 figures. On the Road* MRRP includes registration plates and delivery to retailer (including VAT), 12 months' Vehicle Excise Duty and new vehicle registration fee of £55. Excludes fuel and insurance.

PEUGEOT i-Cockpit®

PEUGEOT i-Cockpit®:

Since launching in 2012, PEUGEOT i-Cockpit® has re-written the rule book for car interior architecture. The PEUGEOT i-Cockpit® philosophy centres around a driving environment that puts you in control, allowing a greater connection to the road. For PEUGEOT 508, the PEUGEOT i-Cockpit® brings driving resolutely into the digital age.

The PEUGEOT i-Cockpit®, comprises of the following key features:

Configurable 12.3" head-up digital instrument panel:

Available as standard across the PEUGEOT 508 range, this 12.3" TFT 100% digital screen can be customised to suit the driver's needs. As the panel is positioned higher, it is closer to the road and is more within the driver's field of vision. This can increase safety when compared to a conventional setup where the dials sit within the wheel, further from the road.

The crisp and colourful graphics within the instrument panel can be adapted to give a variety of display modes including:

- **'Dials'** mode, a classic view to replicate the analogue set-up of most modern cars.
- **'Navigation'** mode, standard from Allure turns the dials on their sides to a 'roller' format, 3D navigation with instructions fill the centre of the display.
- **'Driving'** mode with 'roller' format dials and driver assistance information including Lane Keeping Assistance (LKA) and ACC Stop.
- **'Night Vision'** optional from GT, the night vision display is relayed through the digital instrument panel and framed by 'roller' format dials.

In addition to the above a 'Personal' mode can also be configured, for optimum comfort.

Compact multi-function steering wheel:

Compact dimensions coupled with a re-designed shape enhance every journey in all-new PEUGEOT 508. Out on the road the compact dimensions increase the visibility of the cars instruments whilst in the corners it provides heightened responses and improved agility. When it comes to round town or navigating car parks its compact dimensions make light work of wheel winding to manoeuvre into a space. In terms of finish all models are trimmed with Mistral full-grain leather with stitch detail. Sports models benefit further from Aikinite stitching, perforation detail and a satin chrome model designation badge.

10.0" high definition (HD) capacitive touchscreen (Standard from Allure):

With crystal clear graphics, the 10.0" capacitive touchscreen houses several key technological features on the PEUGEOT 508. Capacitive technology helps to give Smartphone levels of responsiveness whilst multi-touch technology brings greater levels of functionality. In keeping with the PEUGEOT i-Cockpit® theme, the touchscreen is angled towards the driver.

For greater accessibility the touchscreen is accompanied by stylish satin chrome piano key toggle switches, these enable direct access to the wealth of functionality available.

- Automatic dual zone climate control (all versions)
- DAB Radio (Digital Audio Broadcasting) (all versions)
- Mirror Screen®: (Apple CarPlay™ and Android Auto) (all versions)
- Connected 3D Navigation: includes TomTom® Live updates (Allure versions and above)

Combined with the wealth of technology available, careful attention has been paid to the selection of materials. All versions feature a blend of contemporary materials including carbon effect and piano black finishes, coupled with intricate stitch detailing and satin chrome accents. A meticulous attention to detail ensures no detail has been overlooked.



'Night Vision' Mode (GT Premium models)



'Driving' Mode



'Navigation' Mode



'Dials' Mode (GT Models)



PEUGEOT i-Cockpit®



*Optional Red Nappa leather



Electric Impulse Automatic Gearbox Control

Electric Impulse Automatic Gearbox Control:

Linked to the Efficient 8-Speed Automatic Transmission (EAT8) with Quickshift Technology. This stylish gearbox control with its ergonomic design complements the PEUGEOT i-Cockpit®. Trimmed with full-grain leather, satin chrome and piano black materials, this compact gearbox control even helps to free up space within the cabin.

Operation is intuitive and smooth, for the more exuberant driver a manual driving mode is also available, changes can be performed seamlessly via the steering column mounted paddles.



'Carbon' Effect Dashboard and Door Panel Trim




Compact Multi-Function Steering Wheel



10.0" High Definition (HD) Capacitive Touchscreen and 'Piano Key' Toggle Switches



'Electric Impulse' Automatic Gearbox Control



Blind Spot Detection (BSD)

Blind Spot Detection (BSD): (Standard from Allure onwards)

Linked to the Safety Plus Pack, now you can enjoy the feeling of having eyes in the back of your head. Using lateral ultrasound sensors to cover areas out of your field of vision along with the windscreen mounted camera, an LED illuminates in either side door mirror to alert to the presence of a car, lorry, motorbike or bicycle in your blind spot. The system works when overtaking a slower vehicle or when overtaken by a faster vehicle. This intelligent feature operates from speeds as low as 8mph right up to the National Speed Limit.

Automatic Emergency Braking System (AEBS3)

Automatic Emergency Braking System (AEBS3): (Standard on all versions)

An intelligent autonomous braking system designed to avoid a collision or limit its severity by reducing the vehicle's speed. The system is triggered if the driver does not react quickly enough, by activating the vehicle's brakes.

Using a bumper mounted radar and multifunction camera located at the top of the windscreen able to detect obstructions on the road. The system works in the following ways, both day and night:

- Between 0 and 18 mph, collision avoidance for fixed and moving obstacles and pedestrians.
- Beyond 18 mph limiting the severity of an impact by reducing the vehicles speed by atleast 12 mph before impact.

Distance Alert System: (Standard on all versions)

Working in conjunction with the AEBS3, the distance alert function warns the driver if the vehicle risks a collision with the vehicle in front or a pedestrian in the road. Two levels of warning are available, the first 'Amber' warning provides a visual alert to the potential risk. In a more a severe instance a 'Red' visual and audible alert indicate a collision is imminent and driver action is required, failure to act triggers the AEBS3.



Lane Keeping Technologies

Lane Keeping Technologies:

Via a windscreen mounted camera PEUGEOT 508 offers the following lane keeping technologies

Active Lane Keeping Assistance (LKA) + Road Edge Detection: (standard on all versions) a system that monitors longitudinal lane markings on the ground. If a deviation is detected across a lane marking, you are alerted by a flashing indicator on the digital instrument panel in the cabin.

In addition as soon as the system identifies a risk of accidentally crossing one of the marking lines detected on the ground, the steering is gradually corrected to keep the vehicle in lane, at speeds of over 40mph. For further peace of mind, road edge detection is also included to reduce the likelihood of the vehicle leaving the road in an accident.

Lane Positioning Assist: (standard on Allure Premium) linked to Adaptive Cruise Control with Stop and Go function. This intelligent system positions the car centrally with the middle of a lane, applying left and right trajectory corrections accordingly.



Driver Attention Alert

Driver Attention Alert:

To help keep you alert behind the wheel, PEUGEOT 508 features a two stage driver alert system for added safety on the road, comprising:

Driver Attention Alert 1 (DAA1): (standard on Active Premium models) it is important to take frequent breaks when travelling over long distances, to better guarantee your safety and the safety of those around you. PEUGEOT 508 features a timed alert system that operates at speeds in excess of 40mph, after two hours of driving a message is displayed recommending that you take a break.

Driver Attention Alert 3 (DAA3): (standard from Allure onwards) controlled by a camera at the top of the windscreen designed to analyse the vehicles trajectory, this active system evaluates the vigilance of the driver at speeds of over 40mph.

By identifying deviations relative to the road markings, PEUGEOT 508 is able to determine whether the vehicle's behaviour reflects a certain degree of driver drowsiness or inattention. If it is felt that the driver needs to take better care on the road a visual and audible alert will occur. If more than three instances occur, the driver will be advised to take a break.

Adaptive Cruise Control with Stop and Go Function (ACC Stop and Go)


Adaptive Cruise Control with Stop and Go (ACC Stop and Go): (Standard from Allure Premium models)

Cruise control as you know it, will never be the same again with PEUGEOT 508 fitted with EAT8 automatic gearbox technology. Controlled via a radar mounted at the front of the vehicle, the ACC Stop and Go system provides two key functions:

- Automatic maintenance of the vehicles speed, at the value set by the driver.
- Automatic maintenance of a set distance between PEUGEOT 508 and the vehicle in front, slowing the vehicle to a stop if required and then moving off automatically when conditions allow.

The system detects a vehicle driving in front in the same direction and can automatically adapt the vehicle's speed to that of the vehicle in front. This occurs using engine braking and the braking system (in which case the brake lights are lit) to maintain a constant distance.

When activated, ACC Stop and Go also incorporates Lane Positioning Assist, to position the car centrally within its lane, particularly useful for motorway driving.



PEUGEOT Connect SOS and Assistance

PEUGEOT Connect SOS & Assistance: (Standard on all versions)

A vehicle locating communication unit, this feature can be used manually (dedicated SOS button on the console) or automatically (if pyrotechnic devices are deployed). It locates the vehicle precisely and triggers the sending of the appropriate emergency services for rapid response.

PEUGEOT are the pioneers of this technology, since launching in 2003 PEUGEOT Connect SOS & Assistance has assisted over 7,000 individuals. The system is subscription free with no additional charges and uses a GPS module and SIM card (built in to the system).

Speed and Road Sign Recognition

Speed Limit Recognition and Recommendation: (Standard on all models)

Using the windscreen mounted camera, PEUGEOT 508 features speed limit sign recognition, leaving you in no doubt over the speed limit. Upon detecting a speed limit sign this information is read by the camera and displayed in colour on the 12.3" head-up digital instrument panel.

In addition the driver also has the option to adapt their speed to the speed limit on the particular road via the vehicles cruise control stalk. The vehicle will then adjust its speed accordingly.

Road Sign Recognition and Recommendation: (Standard from Allure onwards)

In addition to speed limit recognition, 508 can also read and interpret various road signs, including 'Stop', 'One Way' and 'No Overtaking'. These are then relayed through the head-up digital instrument panel, in plain view of the drivers line of sight, reducing the chance of a road instruction being missed.



PEUGEOT Smartbeam Assistance

PEUGEOT Smartbeam Assistance: (Standard from Allure onwards)

Linked to the Safety Plus Pack, PEUGEOT Smartbeam Assistance gives you one less thing to think about when driving at night. Controlled via a windscreen mounted camera, the system continuously analyses driving conditions, for instance the proximity of other vehicles.

PEUGEOT Smartbeam Assistance automatically switches headlights to full beam when conditions allow, allowing you to tap into the full potential of the halogen or full LED headlights, dependent on version.





Connected 3D Navigation

Connected 3D Navigation*: (Standard from Allure)

Linked to the 8.0" (Active Premium) and 10.0" high definition (HD) capacitive (Allure upwards) touchscreen, the system includes European mapping, 3D city mapping and voice recognition (for radio, navigation and telephone functions).

The system also includes a 3 year subscription* to PEUGEOT Connect allowing an automatic, permanent connection to online navigation services (in partnership with TomTom®). Key features of PEUGEOT Connect include:

- **TomTom® Traffic**: Real-time updates on traffic conditions (traffic jams, road works) and suggested alternative routes.
- **Local Weather**: Displays forecasted weather conditions along the route.
- **Fuel Stations**: Displays nearby fuel stations and pricing.
- **Local search**: Access address and contact detail information for a point of interest.

*Additional terms and conditions apply to connected services, including customer acceptance of location sharing prior to activation.
*Subject to subscription – after you have taken delivery of your vehicle, please subscribe on:

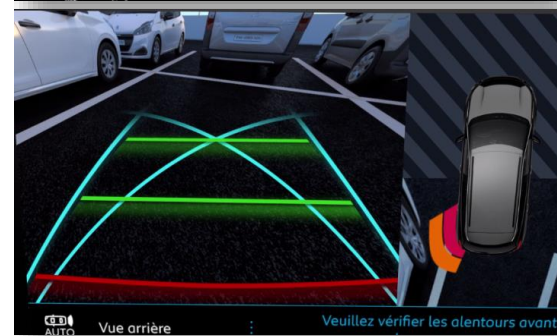
Mirror Screen®

Mirror Screen®: (Standard on all versions)

Allows the mirroring of a compatible smartphone screen to access the key functionality on the handset. Once paired functions are displayed on the 8.0" and 10.0" capacitive colour touchscreen systems. System features vary by provider/phone and can include navigation, text display, text reading, media functionality voice control. Mirror Screen® uses the following systems:

- **Apple CarPlay™**
- **Android Auto**

*Please consult peugeot.co.uk for a list of enabled Android phones - compatibility is based on the phone providers' original operating system.



Visio Park

Visio Park 1 & 3: (Standard or optional according to version)

Visio Park 1: (Standard on Active Premium, Allure, Allure Premium & GT), incorporates front and rear sensors with a rear camera. The rear camera offers a variety of views including rear 'Grid' view, '180°' view, useful for reversing out of spaces and an 'Overhead' view making it easier when reversing near obstacles.

Visio Park 3: (Standard on GT Premium), in addition to Visio Park 1, this option pack includes a front camera to give a '360°' view, highlighting obstacles when pulling into a car park space. The system also includes automated parking assistance (steering only) for bay and parallel parking.

Smartphone Charging Plate

Smartphone Charging Plate: (Available as an option)

Through the use of inductive charging technology a compatible device can be charged wirelessly whilst on the move. Operation is simple: just place your compatible smartphone on the charging area, once detected, battery charging begins. The device must be Qi-compatible, the very latest smartphones from Blackberry, Google, HTC, LG, Microsoft, Motorola, Samsung and Sony feature this technology built in with no additional add-on required. Other devices including iPhone 5/5c/5s, iPhone SE and iPhone 6/6 Plus/6s/6s Plus will require an additional Qi2001 accessory to access the wireless charging functionality. For more information on this growing technology please visit the Qi website .



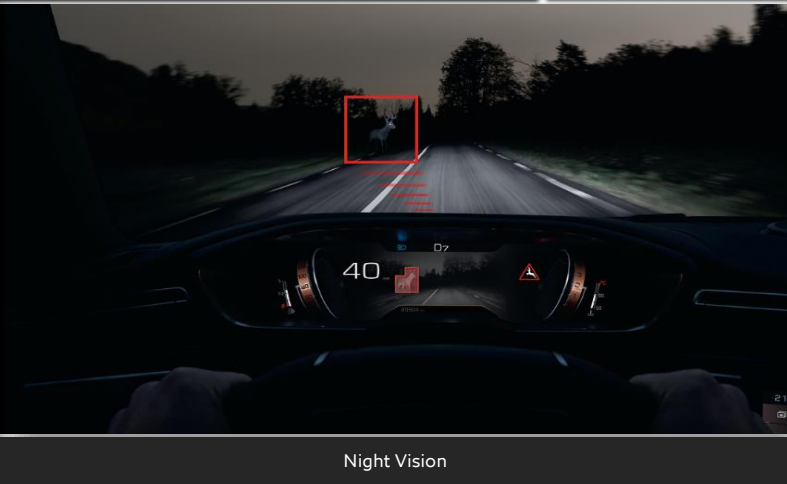
FOCAL® Premium HIFI Speaker System

FOCAL® Premium HIFI Speaker System: (Standard on GT Premium)

Specialising in acoustics for 35 years and known throughout the world for their patented innovations and unique sound signature, PEUGEOT are proud to offer FOCAL® technology for the ultimate in car acoustic experience. The system comes equipped with ten loudspeakers comprising the following:

- High-fidelity woofers/mediums featuring Polyglass technology ensuring a balanced, precise sound.
- TNF tweeters featuring aluminium inverted dome technology, offering optimum sound dispersion and crisp trebles.
- Subwoofer featuring Power Flower™ 200 mm triple-coil technology for defined, dynamic performance in the bass frequency.
- Active 12 channel/515 watt amplification for optimum sound quality.

Enjoy the perfect soundtrack on every journey with PEUGEOT 508 and FOCAL®.



Night Vision

Night Vision: (Optional from GT)

Thanks to an infrared camera in the front grille of the vehicle, at night the system detects the presence of pedestrians/animals up to 200 metres beyond the range of the headlights.

The image generated by the system is displayed in the driver's field of vision, via the 12.3" head-up instrument display panel. Upon detection of an obstacle, two levels of alert are provided to the driver based on the severity of the situation (distance from hazard).

Panoramic Opening Glass Roof

Panoramic Opening Glass Roof: (Optional from GT)

Enjoy the world outside with PEUGEOT 508 with the optional large panoramic opening glass roof. Bathing the cabin in natural light with dimensions of 27" x 22", the panoramic opening glass roof enhances the appearance of the PEUGEOT 508. For an added breath of fresh air the glass panel includes a tilt function and can be opened.

An electric roller blind is also included, in Mistral black.





Front

With a striking exterior design, 508 does not fail to make its presence known.

Bold details are everywhere to be seen, to the front, the long, sculpted bonnet is headed by the '508' inscription, taking inspiration directly from the iconic PEUGEOT 504 & 504 Coupé.

The sharp headlights, fitted with halogen (from Active Premium level) or full LED technology (from GT level) echo the striking bodywork design. Adding further to the design, full LED headlights also come with striking vertical LED daytime running lights that frame the front of the car with beautiful symmetry, taking inspiration from the PEUGEOT Instinct concept car.

Three prominent front grille designs are available according to version, chrome facets combined with a gloss black edge trim (from Active level), chequered with chrome edge trim (from GT level).

Offering both style and substance, 508 features an 'Active Bonnet' as standard across the range for optimised pedestrian safety.

Profile

In profile the flowing 'shooting brake' inspired silhouette of 508 comes to life, striking details include:

Frameless doors on every version, contribute to the low overall height of 1.4m (Fastback) or 1.42m (SW) complete with dark tinted rear side and tailgate windows (from Allure level)

Aluminium longitudinal roof bars available in two finishes, aluminium (from 508 SW Allure Premium).

Framing the side window apertures, elegant trim contributes to the stylistic touches. Two finishes are available dependent on version, aluminium (from Active Premium level) or gloss black (from ?? level).

Alloy wheels (standard on all levels) range from 16" to 19", with a choice of finishes available (according to version) including intricate diamond cut and tinted varnish detailing.

Further stylistic touches include the sharp crease commencing below the door mirror housing leading to the rear light cluster, giving the car a beautifully sculpted



Rear

At the rear, the flowing silhouette of all-new PEUGEOT 508 comes together beautifully, signature PEUGEOT design touches include:

Rear LED 'Claw Effect' lighting, available in a choice of two styles (dependent on version), a 'classic' style is available from Active Premium level whilst a more 'dynamic' adaptive 3D design features from GT level.

Gloss black rear cluster connecting strip, framed by the rear light clusters, further enhances the distinctive rear design.

Rear bumper diffuser trim finished in gloss black adds further to the sports design.

Practical touches have been beautifully incorporated into the sculpted rear, an absence of a roof mounted antenna gives a more purposeful stance whilst the sculpted rear tailgate on the 508 SW provides easy access to the large load area. Or the fastback rear design with lifting rear windscreen allows easier access to the large, 487 litre load space.



Frameless Doors

Frameless Doors: (Standard on all versions)

Taken straight from the world of the sports coupé, PEUGEOT 508 features frameless front and rear doors. Featuring a 'short-drop' system, the windows automatically lower a few millimetres upon pulling the door handle. Upon closing the door the windows will return back to their original position.

Frameless doors contribute to the low and flowing silhouette of 508, allowing the car to maintain a height of just 1.4m (Fastback) or 1.42m (SW).

For improved access to the rear, the rear window also features a fixed rear sections to give a larger rear aperture.

For optimum refinement, the side windows have been thickened by 1mm to increase the sense of tranquility onboard.



Frameless Doors

LED Technology

Full LED Headlights: (Standard from GT onwards)

Full LED Headlights: Light Emitting Diode (LED) technology remains a rare feature in the car industry, with PEUGEOT 508 however this is not the case. Full LED headlights feature from GT, allowing you to enjoy the following benefits:

- LED technology consumes considerably less energy to produce light, 50% less than halogen and 35% less than xenon technologies.
- LED technology offers a whiter light for improved visibility at night, the light is also more similar to daylight, leading to reduced driver eye fatigue, improving safety.
- LED technology requires no warm up time with instantaneous lighting response when compared to conventional halogen technologies.
- LED technology will last for the life of the car, compared to halogen technology with much shorter life expectancy.
- LED technology offers a very striking visual signature that perfectly complements the sharp exterior design.

For an additional dose of style, in conjunction with full LED headlights, PEUGEOT 508 also features a scrolling 'welcome sequence' to the rear, upon unlocking of the vehicle.

By scrolling inwards and outwards across the rear 3D led 'claw effect' lights, the sequential motion provides a real sense of occasion, on approach to the vehicle.

In addition, LED lighting technology is also used for both braking and indicating functions.



Full LED Headlights and Striking LED Daytime Running Lights

Practicality (SW Versions)



Large Flat Load Space

Practicality: PEUGEOT 508 SW features a large uniform load space. The boot area level with the retractable parcel shelf in place holds up to 530 litres, this extends up to an impressive 1780 litres with the rear seats folded flat, loaded to the roof.

"Magic Flat" Rear Seats: Offer 2/3 1/3 split fold functionality, when lowered, the rear seats lie flat to optimise loading. Lowering the seats couldn't be easier, simply pull the handles located in the boot area, a particularly useful feature when loading items in tighter spaces, as there is no need to open the rear doors to lower the seats.

Retractable Tonneau Cover: A cover that can be pulled across to conceal items in the boot, retracted to allow for greater access, or removed all together for optimised load space with the seats folded. For added flexibility the toneau cover can be stored with ease under the boot floor in a designated space.

Boot Sill Height: The design of PEUGEOT 508 SW incorporates one of the lowest boot sills in the class. The unladen height is just 63.5cm, this allows easier loading and unloading of bulky or heavy items whilst also providing easier access for pets.

Aluminium Boot Rails: For additional security on the move, boot rails, complete with adjustable tethering hooks can be used to prevent items moving. (Standard on GT Premium)

Boot Load Restraint Net: Designed to restrain loads, this clever net prevents items shifting forwards into the passenger compartment under braking. The net attaches to the roof and boot floor and allows the boot area to be safely loaded to the roof. (Standard from GT)

Live the power of choice

Plug-in **HYBRID vehicle (Excl PSE):**

The PEUGEOT 508 plug-in **HYBRID** is available with our efficient Puretech 180 engine combined with a 80kw (110) electric engine.

The PEUGEOT 508 plug-in **HYBRID features the following key elements:****Technical**

Efficient Puretech 180 engine combined with a 80kw (110) electric engine, complete with the electrified EAT8 gearbox (e-EAT8). This efficient combination gives you a combined power output of 225hp (165KW) as well as a lively and stimulating drive with immediate reactivity.

battery Li-Ion 11.8KWH with 8 year/100,000 mile traction battery warranty

EMP2 platform

The new EMP2 platform has been developed to incorporate an ICE engine along with an electric motor whilst preserving space on board and boot volume. Particular attention was given to weight reduction and balance to make sure the driving experience in the PEUGEOT 508 is as rewarding as possible.

Electric Range WLTP combined cycle (miles): 33-39

Charging flexibility with 2 modes available:

Domestic (AC): 1.8kWh from a regular socket, full charge in 7hrs (accessory cable needed)

Standard: 7.4kWh from a wall box, full charge in 3 hr 15 mins

Standard: 7.4kWh from a Wall Box, full charge in 1 hr 45 mins (with optional 7.4kWh on board charger)

USAGE**3 driving modes**

In the PEUGEOT 508 plug-in **HYBRID** you will be able to chose between 3 driving modes:

Hybrid - alternation of electric and internal combustion engine driving to optimise the use of energies

Electric - allows for 100% electric driving

Sport - uses all of the power of internal combustion and electric engines for

PHEV services

SERVICES**MyPeugeot App:**

Charge management: Control, plan, launch and check the vehicle's charge remotely

Climate preset: Remotely plan and control the heating or air conditioning in the interior of your car.

e-Coaching: Consumption logs and statistics

Home charging:

The PEUGEOT 508 comes with a Mode 3 Type 2 cable as standard (6 metre length), which will charge the vehicle in 1 hour 45 mins on a 7kW charging point. We recommend installing a wallbox at home and PEUGEOT will refer you to their specialist charging partner, who are fully approved for the homecharge grant contribution from the government.

Charging Pass:

PEUGEOT will provide access to certain UK public charging points through a free subscription for an introductory period.

PHEV styling

The PEUGEOT 508 plug-in **HYBRID comes with distinctive and exclusive touches:**


Distinctive **HYBRID** badging on the A-pillar (SW) or C-pillar (Fastback) and rear tailgate

The PEUGEOT 508 features specific technological animations and menus on the touchscreen so that you can access easily all the information needed.

Exclusive upholstery in Alcantara® Grey Grevat (on GT version only)

Specific **HYBRID** graphics available through the New i-Cockpit® & Touchscreen

e-SAVE FUNCTION allows you to save or regenerate all or part of the battery for later use during your journey.



508 SW




508 Fastback



508 Fastback



508 SW



508 SW

**HYBRID**

Live the power of choice

Plug-in **HYBRID vehicle (PSE only)**

The PEUGEOT 508 & 508 SW PSE plug-in HYBRID is available with our efficient Puretech 200* engine combined with a front electric engine of 81KW (110HP*) and rear electric engine of 83KW (113HP*)

The PEUGEOT 508 PSE plug-in HYBRID features the following key elements:

Technical

Efficient Puretech 180* engine combined with a 80kw (110*) electric front engine, and 83KW (113HP*) electric rear engine, complete with the electrified EAT8 gearbox (e-EAT8).

This efficient combination gives you a combined power output of 360hp (268KW) as well as a lively and stimulating drive with immediate reactivity.

battery Li-Ion 11.8KWH with 8 year/100,000 mile traction battery warranty

EMP2 platform

The new EMP2 platform has been developed to incorporate an ICE engine along with two electric motors whilst preserving space on board and boot volume. Particular attention was given to weight reduction and balance to make sure the driving experience in the PEUGEOT 508 PSE is as rewarding as possible.

Electric Range WLTP combined cycle (miles): 26

Charging flexibility with 2 modes available:

Domestic (AC): 1.8kWh from a regular socket, full charge in 7hrs (accessory cable needed)

Standard: 7.4kWh from a wall box, full charge in 3 hr 15 mins

Standard: 7.4kWh from a Wall Box, full charge in 1 hr 45 mins (with optional 7.4kWh on board charger)

USAGE

5 driving modes

In the PEUGEOT 508 PSE plug-in HYBRID you will be able to chose between 5 driving modes:

Electric Mode: drive up to 80mph with 26 mile range (WLTP)

4WD Mode: 4 wheel drive provides peace of mind on low grip roads

Sport Mode: Thermal & electrical power provide instantaneous response

Hybrid Mode: Electric and combustion mode alternates to optimise the use of energy

Comfort Mode: Energy used as per Hybrid mode but with flexibility on damping for greater versatility

PHEV services

SERVICES

MyPeugeot App:

Charge management: Control, plan, launch and check the vehicle's charge remotely

Climate preset: Remotely plan and control the heating or air conditioning in the interior of your car.

e-Coaching: Consumption logs and statistics

Home charging:

The PEUGEOT 508 PSE comes with a Mode 3 Type 2 cable as standard (6 metre length), which will charge the vehicle in 3 hour 15 mins on a 7kW charging point. We recommend installing a wallbox at home and PEUGEOT will refer you to their specialist charging partner, who are fully approved for the homecharge grant contribution from the government.

Charging Pass:

PEUGEOT will provide access to certain UK public charging points through a free subscription for an introductory period.

PHEV styling

The PEUGEOT 508 PSE plug-in HYBRID comes with distinctive and exclusive touches:

The PEUGEOT 508 PSE features specific technological animations and menus on the touchscreen so that you can access easily all the information needed.


Exclusive upholstery in Mistral Nappa leather with Alcantara and Krytonite stitching.

Specific HYBRID graphics available through the New i-Cockpit® & Touchscreen

e-SAVE FUNCTION allows you to save or regenerate all or part of the battery for later use during your journey.



508 PSE Fastback



508 PSE SW

*Individual motors & engine do not operate at maximum power at the same time therefore do not exceed 360HP

PEUGEOT 508: Options

			ACTIVE PREMIUM	ALLURE	ALLURE PREMIUM	GT	GT PREMIUM	Basic RRP £ Excluding VAT	VAT @ 20%	Total RRP £ Including VAT
Standard	●									
Optional	○									
Unavailable	-									

PAINT

Metallic paint	MO..	○	○	○	○	○	479.17	95.83	575.00
Pearlescent/special paint	M6../M5..	○	○	○	○	○	604.17	120.83	725.00

SAFETY AND SECURITY

Active Suspension*	VU02	-	-	-	○	●	833.33	166.67	1,000.00
Drive Assist Pack Plus: ACC Stop and Go (EAT8 versions and e-EAT8) + Lane positioning assist	ZVH0	-	○	●	●	●	333.33	66.67	400.00
Night Vision	N101	-	-	-	○	○	1,083.33	216.67	1,300.00

COMFORT AND CONVENIENCE

Boot load restraint net (SW Only)	NM02	○	○	○	●	●	166.67	33.33	200.00
PEUGEOT Open and Go system (keyless entry with start/stop button)	YD01	●	●	●	●	●	291.67	58.33	350.00
Power folding door mirrors with blind spot detection indicator and electrochrome (auto dimming) function	HU08	-	-	-	●**	●	150.00	30.00	180.00
Rear side and tailgate windows: Dark tinted	VD09	-	-	-	●	●	150.00	30.00	180.00
Smart electric tailgate	D501	-	-	●	●	●	333.33	66.67	400.00
Visio Park 1: 180° Colour reversing camera + front parking sensors	WY35	●	●	●	●	-	300.00	60.00	360.00
Visio Park 3 : 360° Colour camera system + automated parking assistance (steering only)	WY37	-	○	○	-	●	375.00	75.00	450.00
Visio Park 3 (EAT8 versions): 360° Colour camera system + fully automated parking assistance	WY36	-	○	○	○	●	500.00	100.00	600.00
7.4 kW monophasic On board charger (Hybrid versions)	LZ02	-	○	○	○	○	250.00	50.00	300.00

INTERIOR FEATURES

Heated front seats with height adjustment and power lumbar adjustments	WABL / WABQ	○	○	○	○	●	250.00	50.00	300.00
Heated front seats with multi-point Massage Function and multi-way electric adjustment	WABR	-	-	-	-	○	666.67	133.33	800.00
Claudia Mistral leather seat trim: includes front seat multi-point massage function and multi-way electric adjustment	74FX & WABQ	-	-	○	-	-	1,041.67	208.33	1,250.00
Claudia Guerande leather seat trim: includes front seat multi-point massage function and multi-way electric adjustment	74FR & WABQ	-	-	○	-	-	1,041.67	208.33	1,250.00
Nappa Mistral full grain leather trim with Aikinite double stitch detail: includes front seat multi-point massage function, multi-way electric adjustment and driver seat 2 position memory function	76FH & WABR	-	-	-	○	○	1,291.67	258.33	1,550.00
Nappa Red full grain leather trim with Aikinite double stitch detail: includes front seat multi-point massage function, multi-way electric adjustment and driver seat 2 position memory function	76FJ & WABR	-	-	-	○	○	1,541.67	308.33	1,850.00

IN CAR ENTERTAINMENT

FOCAL® premium HIFI speaker system	UN02	-	-	-	○	●	491.67	98.33	590.00
Connected 3D Navigation: includes TomTom® Live updates (3 year subscription)**^	WLG5/WLG8	○	●	●	●	●	541.67	108.33	650.00
TomTom® Live services subscription – 3 years***^	N/A	○	●	●	●	●	0.00	0.00	0.00
TomTom® Live services subscription – 1 year extension (4 years total)****^	N/A	○	○	○	○	○	45.83	9.17	55.00
TomTom® Live services subscription – 3 year extension (6 years total)****^	N/A	○	○	○	○	○	104.17	20.83	125.00
SpeedCam / Danger Zones subscription – 3 years****^	N/A	○	●	●	●	●	0.00	0.00	0.00

EXTERIOR FEATURES

Panoramic opening glass roof (with electric interior blind)	TC07	-	-	-	○	○	725.00	145.00	870.00
Tow bar: manually retractable with 13-pin harness and TSM (trailer sway mitigation) system	AQ08	○	○	○	○	○	666.67	133.33	800.00
19" 'Augusto' diamond cut two tone alloy wheels (includes space saver spare wheel)****	ZHWQ	-	-	-	○	○	250.00	50.00	300.00

EXTERIOR LIGHTING AND VISIBILITY

Full LED headlights with static cornering light functionality (includes Rear full LED 3D rear PEUGEOT signature 'Claw Effect' lights)	ZE21	-	○	○	●	●	708.33	141.67	850.00
---	------	---	---	---	---	---	--------	--------	---------------

***Only available on 1.6L PureTech 225 EAT8 S65 and HYBRID 225 e-EAT8**

****Standard only with Electric Seats**

*****Additional terms and conditions apply to connected services, including customer acceptance of location sharing prior to activation.**

******Unavailable on Hybrid versions**

^Subject to subscription – after you have taken delivery of your vehicle, please subscribe on: <https://services-store.peugeot.co.uk/>

PEUGEOT 508 PSE: Options

Standard	<input checked="" type="radio"/>
Optional	<input type="radio"/>
Unavailable	-

PEUGEOT SPORT ENGINEERED	Basic RRP £ Excluding VAT	VAT @ 20%	Total RRP £ Including VAT
-------------------------------------	--------------------------------------	------------------	--------------------------------------

PAINT

Selenium Grey	M0LD	<input checked="" type="radio"/>	0.00	0.00	0.00
Nera Black	M09V	<input type="radio"/>	479.17	95.83	575.00
Pearlescent White	M6N9	<input type="radio"/>	604.17	120.83	725.00

COMFORT AND CONVENIENCE

7.4 kW monophasic On board charger (Hybrid versions)	LZ02	<input type="radio"/>	250.00	50.00	300.00
--	------	-----------------------	--------	-------	---------------

EXTERIOR FEATURES

Panoramic opening glass roof (with electric interior blind)	TC07	<input type="radio"/>	725.00	145.00	870.00
Negative option, Low body stickers removal	X100	<input type="radio"/>	0.00	0.00	0.00



As Standard - 20" 'EXXAR' (ZHU5) two tone diamond cut alloy wheels with space saving spare wheel

Upholstery	Mistral Nappa Leather with Alcantara
Trim Code	GPFX
Top Stitching	Kryptonite
Seat Trim Availability	<input checked="" type="radio"/>



Selenium Grey



Nera Black



Pearlescent White

PEUGEOT 508: Equipment

Standard	●
Optional	○
Unavailable	-

ACTIVE PREMIUM	ALLURE	ALLURE PREMIUM	GT	GT PREMIUM	PSE
----------------	--------	----------------	----	------------	-----

BODYSTYLE

5 Door Station Wagon	●	●	●	●	●	●
5 Door Fastback	●	●	●	●	●	●

SAFETY AND SECURITY

ABS (Anti-lock Braking System)	●	●	●	●	●	●
Active suspension (PureTech 225 & HYBRID 225 only)	-	-	-	○	●	●
Active bonnet	●	●	●	●	●	●
Airbags: Adaptive driver and front passenger airbags (includes passenger airbag deactivation function)	●	●	●	●	●	●
Airbags: Driver and front passenger side airbag	●	●	●	●	●	●
Airbags: Front and rear curtain airbags	●	●	●	●	●	●
Alarm (perimetric, volumetric with lift and tilt sensor)	●	●	●	●	●	●
Automatic door locking when moving off	●	●	●	●	●	●
Automatic hazard light activation upon heavy brake application	●	●	●	●	●	●
EBA (Emergency Brake Assist)	●	●	●	●	●	●
ESP (Electronic Stability Programme)	●	●	●	●	●	●
Electric child locking functionality on rear windows and doors	●	●	●	●	●	●
DAA1 (Driver attention alert system)	-	●	●	●	●	●
Drive Assist Pack Plus: ACC Stop and Go (Adaptive Cruise Control with stop and go function) (EAT8 only)	-	○	●	●	●	●
Drive Assist Pack Plus: Lane positioning assist (EAT8 only)	-	○	●	●	●	●
Driver Sport Pack: PSE specific numeric sound system, Sound ambiance, Intensity blue ambient lighting	-	-	-	-	-	●
Eco-coaching	●	●	●	●	●	●
Exterior temperature indicator with ice warning	●	●	●	●	●	●
Front optimised safety headrests and rear retractable headrests (x3), height-adjustable.	●	●	●	●	●	●
Front three-point retractable seatbelts, height adjustable with pre-tensioners and force limiters. (Include visual and sound alerts if seatbelts are not fastened / unfastened whilst vehicle is in motion)	●	●	●	●	●	●
Front and rear disc brakes	●	●	●	●	●	●
Headlights left on audible warning	●	●	●	●	●	●
Indirect tyre under-inflation detection	●	●	●	●	●	●
Isofix child seat fittings (x3) (outer rear and front passenger seats)	●	●	●	●	●	●
Locking wheel nuts	●	●	●	●	●	●
Night Vision	-	-	-	○	○	●
Passenger airbag deactivation switch (to allow for child seat fitment)	●	●	●	●	●	●
PEUGEOT Connect SOS and Assistance	●	●	●	●	●	●
Programmable cruise control and speed limiter	●	●	●	-	-	-
Rear three-point retractable seatbelts (x3) with pre-tensioners and force limiters in the outer rear seats (Include visual and sound alerts if seatbelts are unfastened whilst vehicle is in motion)	●	●	●	●	●	●
Safety Pack: AEB53 (Advanced Automatic Emergency braking System)	●	●	●	●	●	●
Safety Pack: Distance alert system	●	●	●	●	●	●
Safety Pack: LKA (Active Lane Keeping Assistance) + road edge detection	●	●	●	●	●	●
Safety Plus Pack: BSD (Passive Blind Spot Detection)	-	●	●	●	●	●
Safety Plus Pack: DAA3 (Advanced Driver Attention Alert)	-	●	●	●	●	●
Safety Plus Pack: PEUGEOT Smartbeam Assistance	-	●	●	●	●	●
Safety Plus Pack: Speed limit + road sign recognition and recommendation	-	●	●	●	●	●
Self levelling headlights (linked to full LED headlight option)	-	○	○	●	●	●
Speed limit recognition and recommendation	-	○	○	●	●	●
Steel space saver spare wheel (Accessory)	○	○	○	○	○	●
Puncture Kit	●	●	●	●	●	-

COMFORT AND CONVENIENCE

Automatic dual zone climate control	●	●	●	●	●	●
Boot load restraint net (SW Only)	○	○	○	●	●	●
Central front armrest with butterfly-wing opening and illuminated storage compartment	●	●	●	●	●	●
Driver plip action (isolated unlock function for drivers door)	●	●	●	●	●	●
Electric, heated and power folding door mirrors	●	●	●	●	●	●
Electric parking brake (includes hill assist)	●	●	●	●	●	●
3.7 kW monophasic On board charger (Hybrid versions)	-	●	●	●	●	●
Mode 3 type 2 cable (length 6 metres) for Wallbox charging (Hybrid versions)	-	●	●	●	●	●

* linked to Driver sport pack options (only available on automatic versions)

** Hybrid version only

*** Only standard when linked to electric seats
For further information visit our website at peugeot.co.uk or contact your local PEUGEOT Retailer.

ACTIVE PREMIUM	ALLURE	ALLURE PREMIUM	GT	GT PREMIUM	PSE
----------------	--------	----------------	----	------------	-----

EXTERIOR FEATURES

Electric power steering with reach- and rake-adjustable steering column	●	●	●	●	●	●
Front central console with two cup-holders	●	●	●	●	●	●
Front windscreen wiper with "Magic Wash" cleaning system	●	●	●	●	●	●
Heated rear windscreen with integrated antenna	●	●	●	●	●	●
Map pockets on front seat backs	●	●	●	●	●	●
Memory function for door mirrors (linked to driver seat memory function)	-	-	○	●	●	●
Multifunction trip computer	●	●	●	●	●	●
One-touch electric front and rear windows with pinch protection	●	●	●	●	●	●
Parking sensors - rear	●	●	●	●	●	●
PEUGEOT i-Cockpit®	●	●	●	●	●	●
PEUGEOT i-Cockpit®: configurable 12.3" head-up digital instrument panel	●	●	●	●	●	●
PEUGEOT i-Cockpit®: 8.0" capacitive touchscreen	●	-	-	-	-	-
PEUGEOT i-Cockpit®: 10.0" high definition (HD) capacitive touchscreen	-	●	●	●	●	●
PEUGEOT i-Cockpit®: compact sports steering wheel	●	●	●	●	●	●
PEUGEOT Open and Go (keyless entry and push button start)	●	●	●	●	●	●
Push button start	●	●	●	●	●	●
Power folding door mirrors	●	-	-	-	-	-
Power folding door mirrors with blind spot detection indicator	-	-	-	●	●	●
Power folding door mirrors with blind spot detection indicator and electrochromic (auto dimming) function	-	-	-	●***	●	●
Rear armrest with ski flap and two cup holders	-	●	●	●	●	●
Rear centre console ventilation system	●	●	●	●	●	●
Rear coat hooks (x2)	●	●	●	●	●	●
Remote central locking (two remotes)	●	●	●	●	●	●
Rear seat ventilation (located in rear of centre console)	-	●	●	●	●	●
Rear side and tailgate windows : Dark tinted	-	●	●	●	●	●
Rear side and tailgate windows : Tinted	●	-	-	-	-	-
Smart electric tailgate (foot operated)	-	-	●	●	●	●
1/3 - 2/3 folding rear seat	●	●	●	●	●	●
Visio Park 1: Parking sensors - front and rear - to remove	●	●	●	●	●	●
Visio Park 1: 180° colour reversing camera	●	●	●	●	-	-
Visio Park 3: 360° colour camera system	-	○	○	○	●	●
Visio Park 3: Fully automated parking assistance	-	○	○	○	●	●
Warning triangle	●	●	●	●	●	●

INTERIOR FEATURES

Aikinite contrast stitching to armrest, front centre console, door panels and dashboard facia	-	-	●	●	●	●
Aluminium boot rails (SW Only)	-	-	-	○	●	●
Ambient lighting to storage compartments	-	●	●	●	●	●
Blue ambient lighting to front door panels and front centre console	-	○*	●	●	●	●
Dashboard, front and rear door panel finish: Carbon effect	●	●	●	●	●	●
Dashboard facia, intricate stitch detail	-	-	●	●	●	●
Flocked front door pocket interior	-	-	●	●	●	●
Flocked glove box interior with illumination	●	●	●	●	●	●
Front and rear carpet mats in black with stitch detail	-	●	●	-	-	-
Front and rear carpet mats in black with copper stitch detail	-	-	-	●	●	-
Front and rear carpet mats in black with Kryptonite stitch detail	-	-	-	-	-	●
Gear lever- automatic in full grain leather and satin chrome	●	●	●	●	●	●
Interior LED lighting: front LED roof lighting with 3 x spotlights, 2 x LED ambient lights and 2 x rear reading lights, LED lighting in boot, glove box and connecting zone	●	-	-	-	-	-
Interior LED lighting plus: interior lighting as per Active Premium plus, boot lighting x 2, plus illumination to vanity mirrors, centre console storage, cup holders and front footwells	-	●	●	●	●	●
Mistral full-grain leather steering wheel with stitch detail	●	●	●	-	-	-
Mistral full-grain perforated leather steering wheel with Aikinite stitch detail and satin chrome 'GT' emble	-	-	-	●	●	-
Mistral full-grain perforated leather steering wheel with Kryptonite stitch detail and PSE 3 claw detail	-	-	-	-	-	●

PEUGEOT 508: Equipment

	Standard	Optional	Unavailable			
	●	○	-			
	ACTIVE PREMIUM	ALLURE	ALLURE PREMIUM	GT	GT PREMIUM	PSE
Pedals and foot rest: black rubber	●	●	-	-	-	-
Pedals and foot rest: aluminium	-	-	●	●	●	●
'Piano keys': chrome plated toggle switches to access touchscreen functions	●	●	●	●	●	●
Roof lining - Salin light grey	●	●	-	-	-	-
Roof lining - Mistral black	-	-	●	●	●	●
Seating: electric driver seat base angle and lumbar adjustment	-	●	●	-	-	-
Seating: electric front passenger seat base angle and lumbar adjustment	-	●	●	-	-	-
Seating: driver and front passenger seat manual adjustment (longitudinal and back rest angle)	●	●	●	-	-	-
Seating: driver and front passenger seat mechanical height adjustment	●	●	●	-	-	-
Seating: driver and front passenger seat adjustable cushion nose	-	●	●	●	●	●
Seating: driver and front passenger seat electric lumbar adjustment	-	●	●	●	●	●
Seating: driver and front passenger seat heating	-	○	○	○	○	●
Seating: driver and front passenger seat multi-way electric adjustment (linked to specific options)	-	-	-	○	○	-
Seating: driver and front passenger seat multi-point massage function (linked to specific options)	-	-	-	○	○	●
Seating: driver seat 2 position memory function (linked to specific options)	-	-	-	-	○	-
Seating: Mistral tri-material 'Losange' cloth seat trim with copper 'Gao' stitch detail	●	-	-	-	-	-
Seating: Mistral tri-material 'Imila' leather effect and 'Brumeo' cloth seat trim with grey 'Béton' stitch detail.	-	●	●	-	-	-
Seating: Mistral tri-material 'Belomka' leather effect and 'Ornis' cloth seat trim with Aikinite 'double stitch detail	-	-	-	●	-	-
Seating: Nappa Mistral full grain leather seat trim with Alcantara and Kyrptonite stich detail	-	-	-	-	-	●
Seating: Nappa Mistral full grain leather seat trim with Aikinite double stitch detail	-	-	-	○	○	-
IN CAR ENTERTAINMENT						
Bluetooth® telephone facility	●	●	●	●	●	●
DAB Radio (Digital Audio Broadcasting)	●	●	●	●	●	●
FOCAL® premium HIFI speaker system	-	-	-	○	●	●
Mirror Screen*: (Apple CarPlay™ , Android Auto)	●	●	●	●	●	●
Smartphone charging plate	○	○	○	○	○	●
USB Socket (x2) front	-	●	●	●	●	●
USB Socket (x2) rear (in lieu of 12v socket)	●**	●**	●	●	●	●
Voice recognition (radio, navigation and telephony features)	●	●	●	●	●	●
Connected 3D Navigation: includes TomTom® Live updates (3 year subscription)**	○	●	●	●	●	●
8-Speaker radio, MP3 compatible	●	●	●	●	●	●
12 V socket	●	●	-	-	-	-
EXTERIOR FEATURES						
Aluminium longitudinal roof bars (SW Only)	●	●	-	-	-	-
Aluminium longitudinal roof bars: gloss black (SW Only)	-	-	●	●	●	●
Body-colour exterior door handles	●	●	●	●	●	●
Door mirror shells: body colour	●	●	-	-	-	-
Door mirror shells: Nera Black	-	-	●	●	●	●

	ACTIVE PREMIUM	ALLURE	ALLURE PREMIUM	GT	GT PREMIUM	PSE
Gloss black B and C pillar and aerodynamic deflector trim	●	●	●	●	●	●
Gloss black strip rear cluster connecting strip	●	●	●	●	●	●
'GT' model designation badging	-	-	-	●	●	●
Model designation badges front and rear	●	●	●	●	●	●
Panoramic opening glass roof (with electric interior blind)	-	-	-	○	○	○
Radiator grille: chrome facets and gloss black edge trim	●	●	-	-	-	-
Radiator grille: chrome chequered and chrome edge trim	-	-	●	●	●	●
Rear lower bumper gloss black 'diffuser effect' trim	●	●	●	●	●	●
Side window trim: aluminium	●	●	-	-	-	-
Side window trim: gloss black	-	-	●	●	●	●
Stainless steel door sill scuff plates	-	-	●	●	-	-
16" 'CYPRESS' alloy wheels (Diesel)	●	-	-	-	●	-
17" 'MERION' Diamond cut two tone alloy wheels	-	●	●	-	-	-
18" 'Sperone' diamond cut two tone alloy wheels	-	-	-	●	●***	-
19" 'Augusta' diamond cut two tone alloy wheels (Excluding PHEV)	-	-	-	○	●	-
20" 'EXXAR' two tone diamond cut alloy wheels with space saving spare wheel	-	-	-	-	-	●
EXTERIOR LIGHTING AND VISIBILITY						
Door mirror mounted LED courtesy approach lights	●	●	●	●	●	●
Full LED headlights with static cornering light functionality	-	○	○	●	●	●
Halogen headlights	●	●	●	-	-	-
LED daytime running lights	●	●	●	●	●	●
LED front indicators (linked to full LED headlights)	-	○	○	●	●	●
LED side indicator lights integrated into door mirrors	●	●	●	●	●	●
Rear numberplate lights (x2)	●	●	●	●	●	●
Rear LED PEUGEOT signature 'Claw Effect' lights (with daylight function)	●	●	●	-	-	-
Rear fog lights	●	●	●	●	●	●
Rear full LED 3D PEUGEOT signature 'Claw Effect' lights (with daylight function)	-	○	○	●	●	●
Rear reversing lights	●	●	●	●	●	●
Visibility pack: automatic lights	●	●	●	●	●	●
Visibility pack: automatic windscreen wipers	●	●	●	●	●	●
Visibility pack: electrochromic rear view mirror (auto dimming)	●	●	●	●	●	●
Visibility pack: electrochromic rear view mirror (auto dimming and frameless)	-	-	-	●	●	●
Visibility pack: 'follow me home headlights'	●	●	●	●	●	●
* Additional terms and conditions apply to connected services, including customer acceptance of location sharing prior to activation.						
** Standard only with wireless smartphone charging						
*** Standard on HYBRID GT Premium						
^Subject to subscription – after you have taken delivery of your vehicle, please subscribe on: https://services-store.peugeot.co.uk/						

METALLIC PAINT

Cumulus Grey	M0F4	<input type="radio"/>	<input type="radio"/>	<input type="radio"/>	<input type="radio"/>	<input type="radio"/>	<input type="radio"/>	<input type="radio"/>	<input type="radio"/>
Nimbus Grey	M0VL	<input type="radio"/>	<input type="radio"/>	<input type="radio"/>	<input type="radio"/>	<input type="radio"/>	<input type="radio"/>	<input type="radio"/>	<input type="radio"/>
Nera Black	M09V	<input type="radio"/>	<input type="radio"/>	<input type="radio"/>	<input type="radio"/>	<input type="radio"/>	<input type="radio"/>	<input type="radio"/>	<input type="radio"/>
Twilight Blue	M0KU	<input type="radio"/>	<input type="radio"/>	<input type="radio"/>	<input type="radio"/>	<input type="radio"/>	<input type="radio"/>	<input type="radio"/>	<input type="radio"/>
Celebes Blue	M0SY	<input checked="" type="radio"/>	<input checked="" type="radio"/>	<input checked="" type="radio"/>	<input checked="" type="radio"/>	<input checked="" type="radio"/>	<input checked="" type="radio"/>	<input checked="" type="radio"/>	<input checked="" type="radio"/>

SPECIAL PAINT

Elixir Red	M5VH	<input type="radio"/>	<input type="radio"/>	<input type="radio"/>	<input type="radio"/>	<input type="radio"/>	<input type="radio"/>	<input type="radio"/>	<input type="radio"/>
Pearlescent White	M6N9	<input type="radio"/>	<input type="radio"/>	<input type="radio"/>	<input type="radio"/>	<input type="radio"/>	<input type="radio"/>	<input type="radio"/>	<input type="radio"/>



Cumulus Grey



Nimbus Grey



Pearlescent White



Elixir Red



Celebes Blue




Twilight Blue



Nera Black

	ACTIVE PREMIUM	ALLURE	ALLURE PREMIUM			GT			GT PREMIUM			
Upholstery	Mistral tri-material 'Losange' cloth	Mistral tri-material 'Imila' leather effect and 'Brumeo' cloth	Mistral tri-material 'Imila' leather effect and 'Brumeo' cloth	Claudia Mistral leather	Claudia Guerande leather	Mistral tri-material 'Belomka' leather effect and 'Ornis' cloth	Selium Mistral Nappa	Selium Red Nappa Leather	Mistral leather effect / Mistral Alcantara (Petrol & Diesel)	Mistral leather effect / Greval grey Alcantara (PHEV)	Mistral Nappa	Red Nappa Leather
Trim Code	71FX	72FX	72FX	74FX	74FR	73FH	76FH	76FJ	OJFH	OJFT	76FH	76FJ
Top-stitching	'Goa'	'Beton'	'Beton'	'Beton'	'Zephyr'	'Aikinite'			'Aikinite'			
Seat Trim Availability	•	•	•	○	○	•	○	○	•	•	○	○



Mistral tri-material 'Losange' cloth




Mistral tri-material 'Imila' leather effect and 'Brumeo' cloth



Claudia Mistral leather



Claudia Guerande leather



Mistral tri-material 'Belomka' leather effect and 'Ornis' cloth



Nappa Mistral full grain leather



Red Nappa leather



Mistral leather effect/Mistral Alcantara (Petrol & Diesel)



Mistral leather effect/Greval grey Alcantara (PHEV)

	ACTIVE Premium	ALLURE/ALLURE PREMIUM	GT	GT PREMIUM
16" 'Cypress' alloy wheels (DEISEL) ZHDC	●	-	-	-
17" 'Merion' diamond cut two tone alloy wheels ZHDI	-	●	-	-
18" 'Sperone' diamond cut two tone alloy wheels ZHDK	-	-	●	-
19" 'Augusta' diamond cut two tone alloy wheels ZHVM	-	-	○	●



16" 'Cypress'



17" 'Merion' diamond cut two tone



18" 'Sperone' diamond cut two tone alloy wheels



19" 'Augusta' diamond cut two tone

* Standard on HYBRID version

For further information visit our website at peugeot.co.uk or contact your local PEUGEOT Retailer.

EXTERNAL DIMENSIONS

Length (mm)	4750
Width (mm)	1859
Height (mm)	1403
Wheelbase (mm)	2793
Front / rear overhang (mm)	948 / 1 009
Front / rear track width (mm)	1 601 / 1 597
Turning circle between pavements (m)	10.8

EXTERNAL DIMENSIONS FOR PARKING

Length with boot open (mm)	4840
Length with towing (mm)	4750
Width with front / rear doors open (mm)	3 710 / 3 543
Width with door mirrors open / folded (mm)	2 079 / 1 907
Height with bonnet open (mm)	1861
Height with boot open (mm)	2152

INTERNAL DIMENSIONS


Number of seats	5
Front / rear elbow room (mm)	1 455 / 1 413
Front / rear shoulder room (mm)	1 418 / 1 362
Front / rear head room (mm) *	881 (830) / 843 (844)

BOOT, STORAGE & FUEL TANK

Length with rear seat back up / folded** (mm)	1 035 / 1 983
Width between wheel housings (mm)	1133
Height under parcel shelf / head room (mm) (2) (1)	488
Opening of boot, height / width (mm)	979
Min. boot volume (litres)	487
Max. boot volume (litres)	1537
Total volume of storage areas in the passenger compartment (litres)	32
Fuel tank capacity (litres)	62 in Puretech / 55 in BlueHDi

* Value in brackets: with optional panoramic sunroof

** With maxi moved forward front seats



A

A	686
B	602
C1	896
C2	1777
D	881
E	1035
E1	1133
E2	488
E3	979
F	881
G	843
H	541
I	477
J	1418
K	1455
L	1362
M	1413
N	250

EXTERNAL DIMENSIONS

Length (mm)	4778
Width (mm)	1859
Height (mm)	1420
Wheelbase (mm)	2793
Front / rear overhang (mm)	948 / 1 037
Front / rear track width (mm)	1 601 / 1 597

EXTERNAL DIMENSIONS FOR PARKING

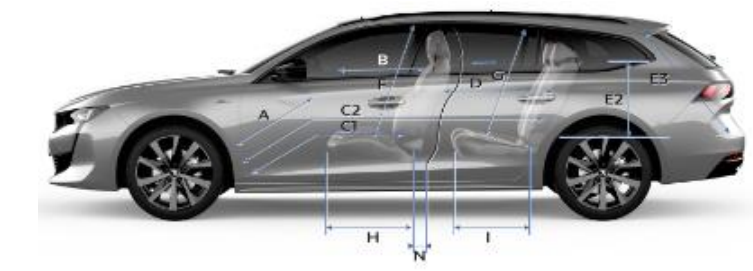
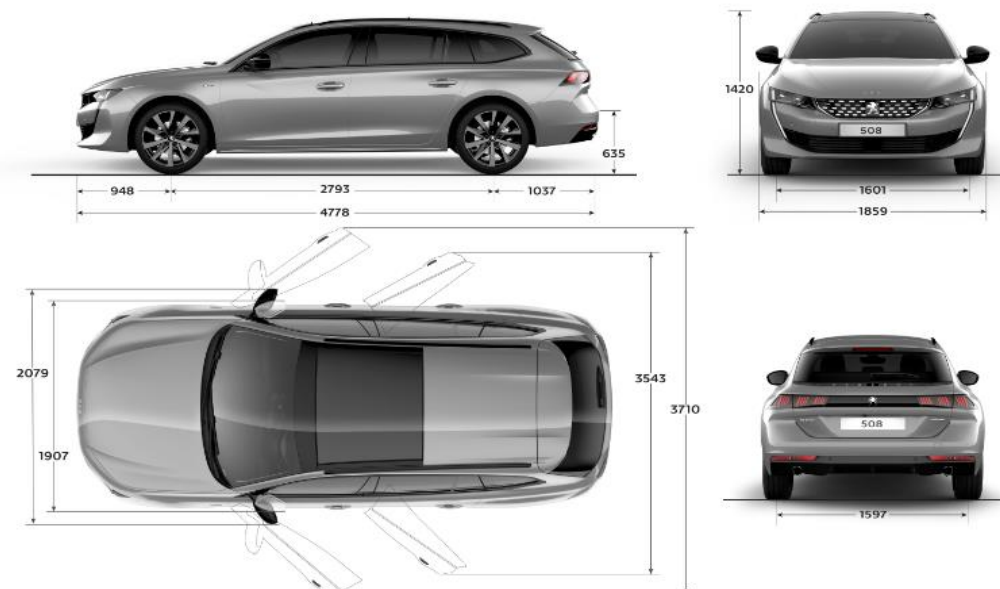
Width with front / rear doors open (mm)	3 710 / 3 543
Width with door mirrors open / folded (mm)	2 079 / 1 907

INTERNAL DIMENSIONS


Number of seats	5
Front / rear elbow room (mm)	1 455 / 1 413
Front / rear shoulder room (mm)	1 418 / 1 362
Front / rear head room (mm)	881 / 883

BOOT, STORAGE & FUEL TANK

Length with rear seat back up	1 059
Width between wheel housings (mm)	1 133
Height under parcel shelf / head room (mm) (2) (1)	499
Opening of boot, height	787
Min. boot volume (litres)	530
Max. boot volume (litres)	1780
Total volume of storage areas in the passenger compartment (litres)	32
Fuel tank capacity (litres)	62 in Puretech / 55 in BlueHDI



A	686
B	602
C1	896
C2	1777
D	881
E	1059
E1	1133
E2	499
E3	787
F	881
G	883
H	541
I	477
J	1418
K	1455
L	1362
M	1413
N	250



		Petrol			Diesel	
		1.2L PureTech 130 EAT8 S65 8-speed Efficient Automatic Transmission	1.6L PureTech 180 EAT8 S65 8-speed Efficient Automatic Transmission	1.6L PureTech 225 EAT8 S65 8-speed Efficient Automatic Transmission	1.5L BlueHdi 130 EAT8 S65 8-speed Efficient Automatic Transmission	
DRIVETRAIN	Fuel type	Petrol	Petrol	Petrol	Diesel	
	Stop and Start functionality	●	●	●	●	
	Cubic capacity (cc)	1199	1598	1598	1499	
	Maximum power hp (Kw)	131 (96) @ 5500	181 (133) @ 5500	224 (165) @ 5500	131 (96) @ 3750	
	Maximum torque lb/ft (Nm)	170 (230) @ 1750	184 (250) @ 1650	221 (300) @ 2750	221 (300) @ 1750	
	6 speed manual					
	8 speed automatic	●	●	●	●	
	BRAKES	Front discs (mm)	304 x 28	304 x 28	330 x 30	304 x 28
Rear discs (mm)		268 x 12	268 x 12	290 x 12	268 x 12	
SUSPENSION AND TYRES	Front suspension	Pseudo McPherson				
	Rear suspension	Multi-link rear suspension				
	Size - 17" tyres	215/55 R17 W				
	Size - 18" tyres	235/45 R18 Y				
	Size - 19" tyres	235/40 R19 Y				
	Spare wheel (space saver)	●	●	●	●	
FUEL	Capacity (litres)	62		55		
REGULATED EMISSIONS	Carbon monoxide (mg/km)	340.8	389.7	672.4	98.4	
	Total hydrocarbons (mg/km)	19.8	23.6	21.6	-	
	Nitrogen Oxides (mg/km)	37.5	32.7	32.1	69.3	
	Total Hydrocarbons + Nitrogen Oxides (mg/km)	-	-	-	90.2	
	Particulate Matter (mg/km)	0.3	0.28	0.5	0.54	
FUEL CONSUMPTION, EMISSIONS and PERFORMANCE (driver only)	WLTPL V. Low / V. High Fuel Consumption	Maximum speed (mph)	127	140	155	129
		Acceleration 0-62 mph driver only (sec)	10	7.9	7.3	10
	Fuel Consumption: Low MPG (litres/100km) ^	37.2 - 34.3 (7.6 - 8.2)	31.2 - 29.6 (9.0 - 9.5)	29.5 - 28.2 (9.6 - 10)	49.6 - 45.8 (5.7 - 6.2)	
	Fuel Consumption: Medium MPG (litres/100km) ^^	47.3 - 41.6 (6.0 - 6.8)	43.3 - 38.8 (6.5 - 7.3)	40.5 - 37.0 (7.0 - 7.6)	59.1 - 51.8 (4.8 - 5.5)	
	Fuel Consumption: High MPG (litres/100km) ^^^	56.4 - 48.1 (5.0 - 5.9)	51.5 - 45.0 (5.5 - 6.3)	49.6 - 43.7 (5.7 - 6.5)	71.2 - 59.6 (4 - 4.7)	
	Fuel Consumption: Extra High MPG (litres/100km) ^^*	50.6 - 41.3 (5.6 - 6.8)	45.6 - 38.6 (6.2 - 7.3)	44.7 - 37.5 (6.3 - 7.5)	62.5 - 50.1 (4.5 - 5.6)	
	Fuel Consumption: Combined MPG (litres/100km) ^^*	49.1 - 42.1 (5.8 - 6.7)	44.0 - 38.8 (6.4 - 7.3)	42.2 - 37.4 (6.7 - 7.6)	62 - 52.4 (4.6 - 5.4)	
	Regulated Emission Standard	Euro 6d	Euro 6d	Euro 6d	Euro 6d-TEMP	
Carbon Dioxide (CO2) emissions Combined (g/km)	129-151	146-165	156-171	115-138		
VEHICLE WEIGHT INFORMATION (KG)	Gross vehicle weight	1970	1999	2001	2020	
	Mass in service	1555	1575	1564	1574	
	Kerb weight	1400	1420	1420	1420	
	Gross train weight	3300	3599	3601	3520	
	Maximum braked trailer weight	1330	1600	1600	1500	
	Maximum tow ball weight	70	75	75	75	
INSURANCE CODES	Active Premium	21E	-	-	22E	
	Allure	21E	28E	-	22E	
	Allure Premium	22E	29E	-	24E	
	GT	23E	29E	-	24E	
	GT Premium	23E	30E	33E	24E	

The fuel consumption achieved, and CO2 produced, in real world conditions will depend upon a number of factors including, but not limited to: the accessories fitted (pre and post registration); variations in weather; driving styles and vehicle Harmonised Light Vehicles Test Procedure) is used to measure fuel consumption and CO2 figures. Figures shown are for comparison purposes and should only be compared to the fuel consumption and CO2 values of other cars tested to the same technical standard.

^ 'LOW': Low speed city driving, representative of city centre driving, maximum 35mph
 ^^ 'MEDIUM': Medium speed town driving, representative of town or suburban driving, maximum 50mph.
 ^^^ 'HIGH': High speed rural driving, representative of A-road or dual carriageway driving, maximum 60mph.
 ^^* 'EXTRA HIGH': Extra High speed motorway driving, representative of a typical European motorway, maximum 81mph.
 ^^* 'COMBINED': A mixed journey average of all elements

		Petrol			Diesel	
		1.2L PureTech 130 EAT8 S6S 8-speed Efficient Automatic Transmission	1.6L PureTech 180 EAT8 S6S 8-speed Efficient Automatic Transmission	1.6L PureTech 225 EAT8 S6S 8-speed Efficient Automatic Transmission	1.5L BlueHDi 130 EAT8 S6S 8-speed Efficient Automatic Transmission	
DRIVETRAIN	Fuel type	Petrol	Petrol	Petrol	Diesel	
	Stop and Start functionality	●	●	●	●	
	Cubic capacity (cc)	1199	1598	1598	1499	
	Maximum power hp (Kw)	131 (96) @ 5500	181 (133) @ 5500	224 (165) @ 5500	131 (96) @ 3750	
	Maximum torque lb/ft (Nm)	170 (230) @ 1750	184 (250) @ 1650	221 (300) @ 2750	221 (300) @ 1750	
	6 speed manual					
	8 speed automatic	●	●	●	●	
BRAKES	Front discs (mm)	304 x 28	304 x 28	330 x 30	304 x 28	
	Rear discs (mm)	268 x 12	268 x 12	290 x 12	268 x 12	
SUSPENSION AND TYRES	Front suspension	Pseudo McPherson				
	Rear suspension	Multi-link rear suspension				
	Size - 17" tyres	215/55 R17 W				
	Size - 18" tyres	235/45 R18 Y				
	Size - 19" tyres	235/40 R19 Y				
	Spare wheel (space saver)	●	●	●	●	
FUEL	Capacity (litres)	62		55		
REGULATED EMISSIONS	Carbon monoxide (mg/km)	340.8	389.7	672.4	98.4	
	Total hydrocarbons (mg/km)	19.8	23.6	21.6	-	
	Nitrogen Oxides (mg/km)	37.5	32.7	32.1	69.3	
	Total Hydrocarbons + Nitrogen Oxides (mg/km)	-	-	-	90.2	
	Particulate Matter (mg/km)	0.3	0.28	0.5	0.54	
FUEL CONSUMPTION, EMISSIONS and PERFORMANCE (driver only)	WLTP V. Low / V. High Fuel Consumption	Maximum speed (mph)	127	140	155	129
		Acceleration 0-62 mph driver only (sec)	10	8	7.4	10.1
		Fuel Consumption: Low MPG (litres/100km) ^	37.2 - 34.3 (7.6 - 8.2)	31.2 - 29.6 (9.0 - 9.5)	29.5 - 28.2 (9.6 - 10.0)	49.6 - 45.8 (5.7 - 6.2)
		Fuel Consumption: Medium MPG (litres/100km) ^^	47.3 - 41.6 (6.0 - 6.8)	43.3 - 38.8 (6.5 - 7.3)	40.5 - 37.0 (7.0 - 7.6)	59.1 - 51.8 (4.8 - 5.5)
		Fuel Consumption: High MPG (litres/100km) ^^^	56.4 - 48.1 (5.0 - 5.9)	51.5 - 45.0 (5.5 - 6.3)	49.6 - 43.7 (5.7 - 6.5)	71.2 - 59.6 (4 - 4.7)
		Fuel Consumption: Extra High MPG (litres/100km) ^^*	50.6 - 41.3 (5.6 - 6.8)	45.6 - 38.6 (6.2 - 7.3)	44.7 - 37.5 (6.3 - 7.5)	62.5 - 50.1 (4.5 - 5.6)
		Fuel Consumption: Combined MPG (litres/100km) ^^*	49.1 - 42.1 (5.8 - 6.7)	44.0 - 38.8 (6.4 - 7.3)	42.2 - 37.4 (6.7 - 7.6)	62 - 52.4 (4.6 - 5.4)
		Regulated Emission Standard	Euro 6d	Euro 6d	Euro 6d	Euro 6d-TEMP
Carbon Dioxide (CO2) emissions Combined (g/km)	129-151	149-165	158-171	115-138		
VEHICLE WEIGHT INFORMATION (KG)	Gross vehicle weight	2010	2027	2028	2043	
	Mass in service	1574	1584	1584	1602	
	Kerb weight	1420	1430	1430	1430	
	Gross train weight	3300	3627	3628	3543	
	Maximum braked trailer weight	1290	1600	1600	1500	
	Maximum tow ball weight	70	75	75	75	
INSURANCE CODES	Active Premium	21E	-	-	22E	
	Allure	21E	28E	-	22E	
	Allure Premium	22E	29E	-	24E	
	GT	23E	29E	-	24E	
	GT Premium	23E	30E	33E	24E	

The fuel consumption achieved, and CO2 produced, in real world conditions will depend upon a number of factors including, but not limited to: the accessories fitted (pre and post registration); variations in weather; driving styles and vehicle load. The WLTP (Worldwide Harmonised Light Vehicles Test Procedure) is used to measure fuel consumption and CO2 figures.

Figures shown are for comparison purposes and should only be compared to the fuel consumption and CO2 values of other cars tested to the same technical standard.

^ 'LOW': Low speed city driving, representative of city centre driving, maximum 35mph.

^^ 'MEDIUM': Medium speed town driving, representative of town or suburban driving, maximum 50mph.

^^^ 'HIGH': High speed rural driving, representative of A-road or dual carriageway driving, maximum 60mph.

^^* 'EXTRA HIGH': Extra High speed motorway driving, representative of a typical European motorway, maximum 81mph.

^^^* 'COMBINED': A mixed journey average of all elements

Figures quoted reflect a range of configurations (including non-UK market vehicles) and are subject to changes resulting from ongoing product development, range evolutions, testing and evaluations.

		HYBRID 225 e-EAT8 8-speed Efficient Automatic Transmission	HYBRID4 360CH e-EAT8 4WD 8-speed Efficient Automatic Transmission
PETROLENGINE	Cubic capacity (cc)	1598	1598
	Maximum power hp (kW)	181 (133) @ 6000	200 (147) @ 6000
	Maximum torque lb/ft (Nm)	184 (250) @ 1650	221 (300) @ 3000
	Stop and Start functionality	-	-
	Regulated Emission Standard	Euro 6d	Euro 6d
	Injection Type	Direct	Direct
	Service Interval	20,000 miles / 1 year	20,000 miles / 1 year
ELECTRIC MOTOR	Electric motor (integrated with the e-EAT8 gearbox)	1 at the front	1 at the front
	Maximum power hp (kW)	181 (81) @ 6000	200 (164) @ 6000
	Maximum torque lb/ft (Nm)	249 (337) @ 500 - 2500	384 (520) @ 500 - 4760
	Battery	Li-ion	Li-ion
	Battery Warranty	8 year traction battery warranty	8 year traction battery warranty
	Battery Capacity (kWh) / Battery Power (kW)	11.8 / 80	11.5/117
	Electric Range WLTP combined cycle (miles)	33 - 39	26
On Board Charger (kW)	3.7 as standard / 7.4 as option	3.7 as standard / 7.4 as option	
COMBINED PERFORMANCE	Combined Maximum power hp (kW)	225 (165)	355 (265)
	Combined Maximum torque lb/ft (Nm)	266 (360)	384 (520)
TRANSMISSION	Type	Automatic, Front wheel drive	Automatic, Four wheel drive
	Number of gears	8	8
VEHICLE WEIGHT INFORMATION (KG)	Gross vehicle weight	2270	2340
	Mass in service	1864	1964
	Kerb weight	1720	1850
	Gross train weight	3600	3600
	Maximum braked trailer weight	1330	1260
	Maximum tow ball weight	54	70
PERFORMANCE (driver only) INFORMATION	Maximum speed in Sport mode / Electric (mph)	155 / 84	155/86
	Acceleration 0-62 mph driver only (sec)	8.3	5.2
FUEL CONSUMPTION AND EMISSIONS	WLTP V. Low / V. High Fuel Consumption	235.4 - 166.2 (1.2 - 1.7)	138.9 (2.0)
	Fuel Consumption: Combined MPG (litres/100km) ^{^^}		
REGULATED EMISSIONS	Carbon Dioxide (CO2) emissions Combined (g/km)	29-38	46
	Capacity (litres)		
	Carbon monoxide (mg/km)	599.4	365.3
	Total hydrocarbons (mg/km)	17.5	10.3
	Nitrogen Oxides (mg/km)	17.1	18.2
	Total Hydrocarbons + Nitrogen Oxides (mg/km)	-	-
BRAKES	Particulate Matter (mg/km)	0.4	0.18
	Front and rear discs	Front: 304x28mm / Rear: 268x12mm	380mm with 4 pistons
SUSPENSION AND TYRES	Front suspension	Pseudo-Mac Pherson axle	Pseudo-Mac Pherson axle
	Rear suspension	Semi-independent wheels - Twist beam axle	Semi-independent wheels - Multi-link axle
	Size - 17" tyres	215/55 R17 W	-
	Size - 18" tyres	235/45 R18 Y	-
	Size - 20" tyres	-	245/35 R20 Y
INSURANCE CODES	Allure	31E	-
	GT	33E	-
	GT Premium	33E	-
	PEUGEOT Sport Engineered	-	TBC

The fuel consumption or electric range achieved, and CO2 produced (where applicable), in real world conditions will depend upon a number of factors including, but not limited to: the accessories fitted (pre and post registration); the starting charge of the battery; variations in weather; driving styles and vehicle load. The WLTP (Worldwide Harmonised Light Vehicles Test Procedure) is used to measure fuel consumption, electric range and CO2 figures.

Figures shown are for comparison purposes and should only be compared to the fuel consumption, electric range and CO2 values of other cars tested to the same technical standard.

[^] 'LOW': Low speed city driving, representative of city centre driving, maximum 35mph.

^{^^} 'MEDIUM': Medium speed town driving, representative of town or suburban driving, maximum 50mph.

^{^^^} 'HIGH': High speed rural driving, representative of A-road or dual carriageway driving, maximum 60mph.

^{^^^} 'EXTRA HIGH': Extra High speed motorway driving, representative of a typical European motorway, maximum 81mph.

^{^^^} 'COMBINED': A mixed journey average of all elements

Figures quoted reflect a range of configurations (including non-UK market vehicles) and are subject to changes resulting from ongoing product development, range evolutions, testing and evaluations.

		HYBRID 225 e-EAT8 8-speed Efficient Automatic Transmission	HYBRID4 360CH e-EAT8 4WD 8-speed Efficient Automatic Transmission
PETROL ENGINE	Cubic capacity (cc)	1598	1598
	Maximum power hp (kW)	181 (133) @ 6000	200 (147) @ 6000
	Maximum torque lb/ft (Nm)	184 (250) @ 1650	221 (300) @ 3000
	Stop and Start functionality	-	-
	Regulated Emission Standard	Euro 6d	Euro 6d
	Injection Type	Direct	Direct
	Service Interval	20,000 miles / 1 year	20,000 miles / 1 year
ELECTRIC MOTOR	Electric motor (integrated with the e-EAT8 gearbox)	1 at the front	1 at the front
	Maximum power hp (kW)	181 (81) @ 6000	200 (164) @ 6000
	Maximum torque lb/ft (Nm)	249 (337) @ 500 - 2500	384 (520) @ 500 - 4760
	Battery	Li-Ion	Li-Ion
	Battery Warranty	8 year traction battery warranty	8 year traction battery warranty
	Battery Capacity (kWh) / Battery Power (kW)	11.8 / TBC	11.5/117
	Electric Range WLTP combined cycle (miles)	33 - 39	26
	On Board Charger (kW)	3.7 as standard / 7.4 as option	3.7 as standard / 7.4 as option
COMBINED PERFORMANCE	Combined Maximum power hp (kW)	225 (165)	355 (265)
	Combined Maximum torque lb/ft (Nm)	TBC	384 (520)
TRANSMISSION	Type	Automatic, Front wheel drive	Automatic, Four wheel drive
	Number of gears	8	8
VEHICLE WEIGHT INFORMATION (kg)	Gross vehicle weight	2290	2360
	Mass in service	1890	1988
	Kerb weight	1745	1875
	Gross train weight	3630	3630
	Maximum braked trailer weight	1340	1270
	Maximum tow ball weight	62	70
PERFORMANCE (0-62mph) INFORMATION	Maximum speed in Sport mode / Electric (mph)	155 / 84	155/86
	Acceleration 0-62 mph driver only (sec)	8.3	5.2
FUEL CONSUMPTION AND EMISSIONS	WLTP V. Low / V. High Fuel Consumption: Combined MPG (litres/100km) ^^^	235.4 - 166.2 (1.2 - 1.7)	138.9 (2.0)
	Carbon Dioxide (CO2) emissions Combined (g/km)	30-38	46
FUEL	Capacity (litres)		
REGULATED EMISSIONS	Carbon monoxide (mg/km)	599.4	365.3
	Total hydrocarbons (mg/km)	17.5	10.3
	Nitrogen Oxides (mg/km)	17.1	18.2
	Total Hydrocarbons + Nitrogen Oxides (mg/km)	-	-
	Particulate Matter (mg/km)	0.4	0.18
BRAKES	Front and rear discs	Front: 304x28mm / Rear: 268x12mm	380mm with 4 pistons
SUSPENSION AND TYRES	Front suspension	Pseudo-Mac Pherson axle	Pseudo-Mac Pherson axle
	Rear suspension	Semi-independent wheels - Twist beam axle	Semi-independent wheels - Multi-link axle
	Size - 17" tyres	215/55 R17 W	-
	Size - 18" tyres	235/45 R18 Y	-
	Size - 20" tyres	-	245/35 R20 Y
INSURANCE CODES	Allure	31E	-
	GT	33E	-
	GT Premium	34E	-
	PEUGEOT Sport Engineered	-	TBC

The fuel consumption or electric range achieved, and CO2 produced (where applicable), in real world conditions will depend upon a number of factors including, but not limited to: the accessories fitted (pre and post registration); the starting charge of the battery; variations in weather; driving styles and vehicle load. The WLTP (Worldwide Harmonised Light Vehicles Test Procedure) is used to measure fuel consumption, electric range and CO2 figures.

Figures shown are for comparison purposes and should only be compared to the fuel consumption, electric range and CO2 values of other cars tested to the same technical standard.

^ 'LOW': Low speed city driving, representative of city centre driving, maximum 35mph.

^^ 'MEDIUM': Medium speed town driving, representative of town or suburban driving, maximum 50mph.

^^^ 'HIGH': High speed rural driving, representative of A-road or dual carriageway driving, maximum 60mph.

^^* 'EXTRA HIGH': Extra High speed motorway driving, representative of a typical European motorway, maximum 81mph.

^^** 'COMBINED': A mixed journey average of all elements

Figures quoted reflect a range of configurations (including non-UK market vehicles) and are subject to changes resulting from ongoing product development, range evolutions, testing and evaluations.

PEUGEOT offer two levels of Service Contract:**PEUGEOT Service Plans****What's included:**

- PEUGEOT Service Plans offer complete assurance that all your servicing costs will be completely covered for the duration of the plan
- We offer PEUGEOT Service Plans for up to five years with many mileage options
- One-off up front or monthly direct debit payment options available
- All packages are affordable and inflation proof, which means they will remain at a fixed cost for the duration of the plan.

Monthly price examples*:**508 & 508 SW Petrol / Diesel**

36 Months / 30,000 Miles	48 Months / 40,000 Miles	60 Months / 50,000 Miles
£16.28 per month	£20.30 per month	£20.00 per month

508 & 508 SW Hybrid

36 Months / 30,000 Miles	48 Months / 40,000 Miles	60 Months / 50,000 Miles
£21.17 per month	£26.40 per month	£26.00 per month

* Price examples based on an annual mileage of 10,000 per annum

A PEUGEOT Service Plan can be purchased up to 12 months after registration date. The prices quoted above are indicative, for a bespoke quote please contact your local PEUGEOT Retailer. If the plan is taken out after the date of registration an additional payment will be required to cover this starting period. Any normal wear and tear maintenance work such as replacement of tyres, brake pads, brake discs, clutches, shock absorbers, wipers, batteries, bulbs, silencer, exhausts and windscreens are excluded. Servicing must be carried out by a PEUGEOT Authorised Repairer in the UK. PEUGEOT Motor Company reserve the right to change, amend or withdraw this product at any time.

Extended PEUGEOT Assistance***What's included: Extension of your PEUGEOT Assistance Cover**

- Offers you the opportunity to extend PEUGEOT Assistance up to a further two years
- Cover includes:
 - PEUGEOT Assistance from Home
 - PEUGEOT Roadside Assistance
 - PEUGEOT Recovery
 - PEUGEOT Onward Travel
 - PEUGEOT European Cover

* Excludes non-vehicle induced faults

To find out about extending your PEUGEOT Assistance cover, call 0800 294 0294

Manufacturers Recommended Retail Price On The Road

The On the Road MRRP featured includes the following from April 2021:

Tax band	CO2 (g/km)	First Year VED	First Year VED Diesel cars*	First Year VED Alternative Fuel	Annual Tax Petrol & Diesel	Annual Tax Alternative Fuel	First Reg fee	Delivery Charge	VAT @ 20% on Delivery	Total OTR Costs	Total OTR Costs Diesel cars*	Total OTR Costs Alternative Fuel
A	0	£0.00	£0.00	£0.00	£0.00	£0.00	£55.00	£595.83	£119.17	£770.00	£770.00	£770.00
B	1-50	£10.00	£25.00	£0.00	£155.00	£145.00	£55.00	£595.83	£119.17	£780.00	£795.00	£770.00
C	51-75	£25.00	£115.00	£15.00	£155.00	£145.00	£55.00	£595.83	£119.17	£795.00	£885.00	£785.00
D	76-90	£115.00	£140.00	£105.00	£155.00	£145.00	£55.00	£595.83	£119.17	£885.00	£910.00	£875.00
E	91-100	£140.00	£160.00	£130.00	£155.00	£145.00	£55.00	£595.83	£119.17	£910.00	£930.00	£900.00
F	101-110	£160.00	£180.00	£150.00	£155.00	£145.00	£55.00	£595.83	£119.17	£930.00	£950.00	£920.00
G	111-130	£180.00	£220.00	£170.00	£155.00	£145.00	£55.00	£595.83	£119.17	£950.00	£990.00	£940.00
H	131-150	£220.00	£555.00	£210.00	£155.00	£145.00	£55.00	£595.83	£119.17	£990.00	£1,325.00	£980.00
I	151-170	£555.00	£895.00	£545.00	£155.00	£145.00	£55.00	£595.83	£119.17	£1,325.00	£1,665.00	£1,315.00
J	171-190	£895.00	£1,345.00	£885.00	£155.00	£145.00	£55.00	£595.83	£119.17	£1,665.00	£2,115.00	£1,655.00
K	191-225	£1,345.00	£1,910.00	£1,335.00	£155.00	£145.00	£55.00	£595.83	£119.17	£2,115.00	£2,680.00	£2,105.00
L	226-255	£1,910.00	£2,245.00	£1,900.00	£155.00	£145.00	£55.00	£595.83	£119.17	£2,680.00	£3,015.00	£2,670.00
M	Over 255	£2,245.00	£2,245.00	£2,235.00	£155.00	£145.00	£55.00	£595.83	£119.17	£3,015.00	£3,015.00	£3,005.00

*Applies to diesel vehicles that do not meet the real driving emissions step 2 (RDE2) standard

VAT is calculated at 20%

VAT is not applicable to cars sold in the Channel Islands

Cars with a list price of over £40,000 at first registration will pay an additional rate of £335 per year on top of annual tax 'standard rate', for five years from the start of the second licence, before returning to the rates listed above. This supplement does not apply to electric vehicles.

PEUGEOT 3 Years of Warranty

All vehicles first registered in the UK and purchased from a UK PEUGEOT Retailer benefit from a PEUGEOT 2 year unlimited mile age manufacturer's warranty and a free optional additional 1 year of warranty provided by the PEUGEOT RetailNetwork in the UK.

PEUGEOT Assistance

All new PEUGEOTs come with PEUGEOT Assistance, our breakdown assistance service.

PEUGEOT Assistance is available every minute of the day and night; 365 days of the year, for you and anyone else driving your PEUGEOT with your permission.

Full details are available at www.peugeot.co.uk

Terms and Conditions

All information and prices correct at time of publication, but are subject to change at any time without prior notice (which may occur as a result of matters including, but not limited to, any changes in legislation and/or any changes by the government).

It is our policy to continually improve our vehicles in every way. To avoid any misunderstandings you are advised to check with your PEUGEOT Dealer the prices, specification (including colour), equipment, accessories and equipment relating to any PEUGEOT vehicle and the exact cost and availability prior to ordering.

Where a feature is described as an option in this publication it should be assumed that it is at extra cost unless specifically stated otherwise.

Issued by Sales and Marketing, PEUGEOT Motor Company PLC, Pinley House, Sunbeam Way, Coventry CV3 1ND.

