

# NEW PEUGEOT 3008

PRICES - EQUIPMENT - TECHNICAL SPECIFICATIONS

Effective from 1st November 2023  
2024 Model Year (B0)  
Version 1.0





## NEW PEUGEOT 3008 EXPLORE THE RANGE

# STANDARD SPECIFICATION

---

### Safety & Security

- ABS (Anti-lock Braking System) with EBFD (Electronic Brake Force Distribution) and EBA (Emergency Brake Assist)
- Post Collision Safety Brake (PCSB)
- Airbags: Adaptive driver and front passenger airbags (includes passenger airbag manual deactivation function)
- Airbags: Driver and front passenger side airbags
- Airbags: Curtain airbags covering heads of front occupants and heads & shoulders of rear lateral occupants
- Alarm - Perimeter, Volumetric and Anti-lift detection (Option to subscribe to Connected Alarm Services) - Thatcham Category 1
- Automatic door locking when moving off
- Automatic hazard light activation upon heavy brake application
- Child locking functionality on rear doors - manual activation
- Deadlocking
- Exterior Door Lock (Passenger Door)
- Electronic code immobiliser - Thatcham Category 1
- Electric Parking Brake
- Hill Assist
- Laminated Windscreen
- Dynamic Stability Control (DSC) and Anti Slip Regulation (ASR)
- Front optimised safety headrests and rear retractable headrests (x3), height-adjustable.
- Seatbelts - front and rear outer seats with pyrotechnic pretensioners and force limiters
- Seatbelts - rear central seat with 3 point seatbelt
- Seatbelts - reminder and unfastened warning indicator
- Front passenger seat detection
- PEUGEOT SOS & Assistance
- Front and rear disc brakes
- Isofix child seat fittings (x2) outer rear seats, zipped cover
- Programmable cruise control and speed limiter
- Lane Keeping Assist (LKA)
- Speed limit & traffic sign recognition and recommendation
- Seatbelt unfastened on the move with audible and visual alert for front and rear seats
- Puncture repair kit - includes 12V compressor, sealant and storage box
- Locking wheel nuts
- Tyre under-inflation monitoring and detection (indirect)
- Exterior temperature indicator with ice warning
- AVAS: Acoustic Vehicle Alerting System. Generates a sound when travelling at low speed, audible outside the vehicle for pedestrian safety





## NEW PEUGEOT 3008 EXPLORE THE RANGE

# STANDARD SPECIFICATION

### Comfort & Convenience

- Air conditioning
- Cabin (HE) high efficiency filter (removes up to 92% of particles & 98% of mould & bacteria)
- Quick launch cabin heating/cooling function - also linked to heated steering wheel and heated and ventilated seats when specified
- Cabin thermal pre-conditioning (activated in vehicle or via remote services (ELECTRIC only))
- PEUGEOT Open & Go (Proximity Keyless Entry with Push Button Start)
- Electric Windows Front & Rear with 'one touch'
- Electric power steering with reach and rake manually adjustable steering column
- Rear Parking Sensors
- Reversing Camera with camera washing function
- Acoustic windscreen
- Flat blade wipers with 'magic wash' integrated nozzles
- Dark tinted privacy glass for rear doors, tailgate and quarter windows
- Door Mirrors - electric adjustment, heated, power folding, welcome lighting and integrated LED indicators
- Dual Zone Climate Control with rear air vents
- Electrochrome rear view mirror
- Electric parking brake
- Multifunction trip computer
- PEUGEOT i-Cockpit®:
  - 21" HD panoramic curved display incorporating instrument panel and touchscreen with 3-colour themes
  - Compact split leather multifunction steering wheel with gloss black and satin chrome detailing
- 'Arch' design central console with concealed storage
- Grab handles (x4), dampened and retractable
- Tailgate with heated rear window
- Driving mode selector with configurable ambient lighting - Eco / Normal / Sport
- Central front armrest with ventilated storage compartment and LED lighting
- Manual gear changes via steering mounted paddles (HYBRID only)
- Enhanced 3 stage regenerative braking via steering wheel mounted paddles (ELECTRIC only)
- 11kW tri-phase on board charger (Electric only)
- Mode 3 type 2 cable for wall box charging (Electric only)
- 2x Keys (lock, unlock, boot release functions with concealed key)
- 3x 12V sockets (Cabin front & rear and boot - all compatible with tyre inflation compressor)
- Remote charge management via My PEUGEOT App (ELECTRIC only)



# NEW PEUGEOT 3008

## EXPLORE THE RANGE

# STANDARD SPECIFICATION

### Exterior Features

- 19" Diamond-cut alloy wheels with 'Star' centre cap featuring PEUGEOT shield
- Body coloured front grille
- Body coloured 'floating effect' rear spoiler
- Body coloured exterior door handles
- Roofline, lower front bumper and rear bumper trims in Meteor Grey
- '3008' model designation badges front and rear in Basalt Grey
- 'Hybrid' rear badging in Basalt Grey (HYBRID only)
- Metallic paint - Obsession Blue
- 'Orbital' black door mirrors
- Gloss black B-Pillar
- Gloss black connecting strip between rear lights
- Lower door claddings & wheel arch protection

### Lighting and Visibility

- Automatic headlamp activation
- Automatic windscreen wiper activation with interval wiping intensity control
- LED exterior lighting
- ECO LED headlights
- PEUGEOT '3-claw' signature front and rear daytime running lights (DRL's)

### Interior Features

- Driver pedals with aluminium finish
- Driver footrest
- Textile Decor for dashboard, door panels and central console arch
- 'Graphene' dashboard and front door panel 'alcove' grained decor
- 'e-Toggle' compact gear selector mounted on dashboard
- 8-colour ambient lighting (under panoramic display, central console & sunroof if specified)
- LED front and rear roof lighting
- LED footwell lighting
- LED illuminated driver and passenger concealed sunvisor mirrors
- LED boot lighting
- Glasses storage box, roof mounted
- Glovebox with LED lighting
- Centre console twin cup holders
- Luggage cover
- 40/20/40 folding rear seat backrest with fixed base
- Interior door handles with chrome finish
- Dynamic front seats, height adjustable, with fabric and leather effect trim
- Adjustable 2-position boot floor with 4x luggage tie-down rings and 2x bag hooks
- Interior ambience 'Mistral' black pillars and headlining

### In Car Entertainment

- PEUGEOT i-Connect® Advanced
  - HD fully customisable touch screen
  - Connected navigation with 'over the air' map updates
  - DAB (Digital Audio Broadcasting) Radio
  - AM/FM bi-tuner
  - Wireless MirrorScreen (Apple Car Play & Android Auto)
  - Bluetooth with two microphones (connect up to 2 phones)
  - Natural voice recognition
  - Driver profile setting (up to 8 available)
  - USB-C Sockets (2x Front & 2x Rear)
  - 6 Speakers (2 front tweeters, 2 front door speakers & 2 rear door speakers)
- Customisable virtual 'i-Toggle' display (10 i-Toggles available plus Home button)
- Smartphone Wireless Charger (15 Watts) with status light and ambient lighting



# NEW PEUGEOT 3008

## STANDARD EQUIPMENT BY VERSION

### ALLURE

AVAILABLE WITH ELECTRIC & HYBRID POWERTRAINS

#### SAFETY AND SECURITY

- Advanced Emergency Braking System with radar (AEBS3) providing night detection of pedestrians and cyclists
- PEUGEOT SOS & Assistance

#### COMFORT & CONVENIENCE

- 21" HD panoramic curved display incorporating instrument panel and touchscreen
- Dual Zone Climate Control with rear air vents
- Dark tinted rear side and tailgate window
- Electric Folding Door Mirrors
- Electrochrome rearview mirror
- Rear parking sensors
- Reversing Camera with wash system
- PEUGEOT e-Remote Control\*<sup>^</sup> - vehicle charging and cabin pre-conditioning (ELECTRIC)
- Drive mode selector
- PEUGEOT Open & Go (keyless entry with 'proximity' locking and unlocking)

#### LIGHTING AND VISIBILITY

- ECO LED Headlights and front and rear signature daytime running lights
- PEUGEOT '3-claw' signature front and rear daytime running lights (DRL's)

\* Additional terms and conditions apply to connected services, including customer acceptance of location sharing prior to activation.

<sup>^</sup> Subject to subscription - for renewal, terms and conditions, and any other details about Connected services, visit: <https://services-store.peugeot.co.uk>

\*The e-Remote Control service is only available via the MyPEUGEOT app, and required to subscribe to the service (free of charge)

#### INTERIOR FEATURES

- Ambient lighting linked to Drive Mode
- 'Dynamic' front seats
- Seating: 'Uziris' & 'Irize' embossed fabric with Quartz stitching and leather effect trim
- Driver pedals with aluminium finish

#### EXTERIOR FEATURES

- 19" 'FUGI' diamond cut alloy wheels (ELECTRIC)
- 19" 'YARI' diamond cut alloy wheels (HYBRID)
- Front grille with body-coloured accents
- Roofline, lower front bumper and rear bumper trims in Meteor Grey

#### IN CAR ENTERTAINMENT

- PEUGEOT i-CONNECT<sup>®</sup> Advanced\*<sup>^</sup>
  - Connected Navigation with TomTom Live Updates & Speedcam alerts (6mths)\*<sup>^</sup>
  - 'Over the air' map updates
  - Voice recognition with "OK PEUGEOT" command using natural language
- Customisable Virtual 'i-Toggle' display
- Smartphone Wireless Charger (15 Watts) with status light and ambient lighting



19" 'YARI' Alloy Wheel (HYBRID)



19" 'FUJI' Alloy Wheel (ELECTRIC)





# NEW PEUGEOT 3008

## STANDARD EQUIPMENT BY VERSION

### GT

AVAILABLE WITH ELECTRIC & HYBRID POWERTRAINS

#### Allure Specification +

##### SAFETY AND SECURITY

- Adaptive Cruise Control with 'Stop & Go'

##### COMFORT & CONVENIENCE

- Front Parking Sensors
- Compact heated multifunction steering wheel finished in full grain leather with 'Iced Clay' stitching, gloss black and satin chrome detailing & 'GT' badge
- Handsfree Smart Electric Tailgate (foot operated)

##### INTERIOR FEATURES

- Stainless steel 'PEUGEOT' door sill trims
- Aluminium printed dashboard and front door panel 'alcove' decor
- 8-colour extended ambient lighting
- Frameless Electrochrome Rear View Mirror
- Lumbar driver seat manual adjustment
- Heated front seats
- Alcantara® with leather effect seat trim
- Luxury front and rear carpet mats with 'Iced Clay' stitching and 'GT' logo
- Rear central armrest with two cupholders and smartphone holder

##### EXTERIOR FEATURES

- 'Black Diamond' roof and rear spoiler
- 'Gloss Black' lower door claddings & widened wheel arches (ELECTRIC only)
- 20" 'Yosemite' diamond cut alloy wheels (ELECTRIC only)
- PEUGEOT shield on front wings

##### EXTERIOR LIGHTING AND VISIBILITY

- Pixel LED Technology headlights with adaptive high beam assist
- Full 3D LED rear lights with PEUGEOT 'Claw effect' daytime running light signature




19" 'YARI' Alloy Wheel (HYBRID)



20" 'YOSEMITE' Alloy Wheel (ELECTRIC)



19" 'FUJI' Alloy Wheel (ELECTRIC)\*  
\*with optional Grip Control



# NEW PEUGEOT 3008

## PRICE LIST



ALLURE



GT

Engine	Fuel	HP	Titre Code	CO <sub>2</sub> g/km*	Basic MRRP	VAT (£)	Total MRRP	On The Road Costs	On The Road MRRP**	P11D Value (£)	Electric Range (Under Homologation)	2023/24 BIK %
ELECTRIC 73kWh 210	Electric	210	1PPDSYREUFT0A0B0	0	37,412.50	7,482.50	44,895.00	955.00	<b>45,850.00</b>	45,795.00	326	2
HYBRID 136 e-DSC6 6-speed Dual Shift Clutch Automatic Transmission	Alternative Fuel - Petrol/Hybrid	136	1PPDSYRJH7T0A0B0	124	27,912.50	5,582.50	33,495.00	1,155.00	<b>34,650.00</b>	34,395.00	—	29
ELECTRIC 73kWh 210	Electric	210	1PPDSYTEUFT0A0B0	0	40,579.17	8,115.83	48,695.00	955.00	<b>49,650.00</b>	49,595.00	326	2
HYBRID 136 e-DSC6 6-speed Dual Shift Clutch Automatic Transmission	Alternative Fuel - Petrol/Hybrid	136	1PPDSYTJH7T0A0B0	124	30,829.17	6,165.83	36,995.00	1,155.00	<b>38,150.00</b>	37,895.00	—	29

CO<sub>2</sub> figures, P11D values, BIK% and MRRP pricing shown above are for a standard vehicle without any additional optional equipment. CO<sub>2</sub> figures are used to calculate Vehicle Excise Duty (VED) for the first registration of the vehicle as well as EAER range data and RDE2 compliance for BIK%. The addition of optional extras could increase the certified CO<sub>2</sub> emission output or modify the EAER range. This in turn may affect the amount of VED payable upon registration, and, for company car drivers, the amount of Benefit in Kind (BIK) tax payable.

\*For further information on CO<sub>2</sub> and pricing for vehicles with optional equipment, please visit [www.peugeot.co.uk](http://www.peugeot.co.uk) and configure your chosen vehicle with your preferred options.

>>Plug-in Hybrid Electric Vehicle Range (EAER) for standard specification without factory fitted options. Factory fitted options may reduce electric vehicle range

Figures shown are for comparison purposes and should only be compared to the fuel consumption and CO<sub>2</sub> values of other cars tested to the same technical standard.



The fuel consumption achieved, and CO<sub>2</sub> produced, in real world conditions will depend upon a number of factors including, but not limited to: the accessories fitted (pre and post registration); variations in weather; driving styles and vehicle load. The WLTP (Worldwide Harmonised Light Vehicles Test Procedure) is used to measure fuel consumption and CO<sub>2</sub> figures.\*\*'On the Road' MRRP includes registration plates and delivery to retailer (including VAT), 12 months' Vehicle Excise Duty and new vehicle registration fee of £55. Excludes fuel and insurance.

All information and prices correct at time of publication, but are subject to change at any time without prior notice (which may occur as a result of matters including, but not limited to, any changes in legislation and/or any changes by the government).

# NEW PEUGEOT 3008

## CHOOSE YOUR OPTIONS (1/2)

KEY: ● STANDARD ○ OPTIONAL — UNAVAILABLE



	OPTION CODE	 ALLURE	 GT	Basic RRP £ Excluding VAT	VAT @ 20%	Total RRP £ Including VAT
<b>PAINT</b>						
<b>Metallic Paint</b> - Obsession Blue	M0DP	●	●	0.00	0.00	<b>0.00</b>
<b>Metallic Paint</b> - Nera Black (M09V), Titane Grey (M01J), Cumulus Grey (M0F4), Ingaro Blue (M07K), Okenite White (M0SU)	<---	○	○	541.67	108.33	<b>650.00</b>
<b>SAFETY AND SECURITY</b>						
<b>Advanced Grip Control</b> - 3 Driving Modes - Sand, Snow & Mud, and Hill Assist Decent Control (HADC) Includes 19" 'FUJI' alloy wheel on GT Electric versions	DX02	○	○	250.00	50.00	<b>300.00</b>
<b>COMFORT AND CONVENIENCE</b>						
<b>Heat Pump</b> - Electric versions only	2501	○	○	583.33	116.67	<b>700.00</b>
<b>INTERIOR FEATURES</b>						
<b>Nappa 'Mistral' Black Perforated Full Grain Leather</b> Includes 'Driver & Passenger Seat Pack 11' (WAGP) - <b>Driver:</b> *AGR 10-way manual, Pneumatic lumbar, Powered Cushion Angle, Cushion nose adjustment, Heated - <b>Passenger:</b> 6-way manual, Heated *AGR - Aktion für Gesunder Rücken	4HFX	○	—	833.33	166.67	<b>1,000.00</b>
<b>Nappa 'Mistral' Black Perforated Full Grain Leather</b> Includes 'Driver & Passenger Seat Pack 13' (WAGU) - <b>Driver:</b> *AGR 10-way powered, Memory, Pneumatic lumbar, Powered Cushion Angle, Cushion nose adjustment, Adjustable bolsters, Heated, Ventilated, Massage function - <b>Passenger:</b> *AGR 10-way powered, Pneumatic lumbar, Powered Cushion Angle, Cushion nose adjustment, Adjustable bolsters, Heated, Ventilated, Massage function - <b>Rear Seats:</b> 2 Heated Seats, Central Armrest *AGR - Aktion für Gesunder Rücken	4HFX	—	○	1,333.33	266.67	<b>1,600.00</b>



# NEW PEUGEOT 3008

## CHOOSE YOUR OPTIONS (2/2)

KEY: ● STANDARD ○ OPTIONAL — UNAVAILABLE

	OPTION CODE	 ALLURE	 GT	Basic RRP £ Excluding VAT	VAT @ 20%	Total RRP £ Including VAT
<b>EXTERIOR FEATURES</b>						
<b>Panoramic Split Opening Spoiler Sunroof</b> - tinted with one touch control, electric retractable interior blind and 8-colour ambient lighting Inner glazed dimensions: 732 mm x 712mm (Opening glazed dimensions: 302mm x 712mm)	OK02	○	—	750.00	150.00	<b>900.00</b>
<b>Tow bar</b> : manually retractable with 13-pin harness and TSM (trailer sway mitigation) system. Includes upgraded cooling system Available on HYBRID versions only	AQ14	○	○	500.00	100.00	<b>600.00</b>
<b>Tow bar</b> : manually retractable with 13-pin harness and TSM (trailer sway mitigation) system Available on Electric versions only	AQ05	○	○	416.67	83.33	<b>500.00</b>
<b>OPTION PACKS</b>						
<b>360° VISION &amp; DRIVE ASSIST PACK:</b> <b>Drive Assist Pack (ZVGV)</b> - Adaptive Cruise Control with Stop & Go - Long Range Blind Spot Monitoring - Rear Cross Traffic Alert (RCTA) - PEUGEOT Smartbeam - High Beam Assist <b>360° Vision (1G36)</b> - 4 exterior cameras (1x front, 1x rear & 2x door mirror), Flank Guard Protection, Door Mirrors with Reverse Gear indexing and Blind Spot Monitoring indicator <b>Heated Steering Wheel (I301)</b>	J6QT	○	—	583.33	116.67	<b>700.00</b>
<b>360° VISION &amp; DRIVE ASSIST PACK:</b> <b>Drive Assist Pack (ZVJF)</b> - Driver Attention Alert (DAA3) - Long Range Blind Spot Monitoring - Rear Cross Traffic Alert (RCTA) - Highway Assist 2.0 <b>360° Vision (1G36)</b> - 4 exterior cameras (1x front, 1x rear & 2x door mirror), Flank Guard Protection, Door Mirrors with Reverse Gear indexing and Blind Spot Monitoring indicator	ZVJF	—	○	500.00	100.00	<b>600.00</b>
<b>SENSATION PACK:</b> <b>Panoramic Split Opening Spoiler Sunroof (OK02)</b> - tinted with one touch control, electric retractable interior blind and 8-colour ambient lighting Inner glazed dimensions: 732 mm x 712mm (Opening glazed dimensions: 302mm x 712mm) <b>Clean Cabin (O301)</b> - optimised cabin air quality management system <b>FOCAL® Premium Hi-Fi System (6F04)</b> - 690W, 10 speakers (4x Tweeters, 4x Speakers, 1x Central Speaker, 1x Subwoofer), FOCAL® logo on Tweeter grilles. Includes laminated and acoustic front windows	J6JH	—	○	1,000.00	200.00	<b>1,200.00</b>

# NEW PEUGEOT 3008

## PAINT & EXTERIOR STYLING

KEY: ● STANDARD ○ OPTIONAL — UNAVAILABLE

	OPTION CODE	ALLURE	GT
<b>METALLIC PAINT</b>			
Obsession Blue	M0DP	●	●
Cumulus Grey	M0F4	○	○
Ingaro Blue	M07K	○	○
Okenite White	M0SU	○	○
Titane Grey	M01J	○	○
Nera Black	M09V	○	○

<b>EXTERIOR STYLING</b>			
Body Coloured Roof & Rear Spoiler	JD02	●	—
'Black Diamond' Roof & Rear Spoiler finished in Nera Black Metallic	JD20	—	●
'Orbital Gloss Black' Door Mirrors	—	●	●
'Grained Black' Lower Door Claddings & Wheel Arches	—	● (HYBRID)	● (HYBRID)
'Grained Black' Lower Door Claddings & Widened Wheel Arches	—	● (ELECTRIC)	—
'Orbital Gloss Black' Lower Door Claddings & Widened Wheel Arches	—	—	● (ELECTRIC)



Obsession Blue



Cumulus Grey



Ingaro Blue



Okenite White



Titane Grey



Nera Black



# NEW PEUGEOT 3008 UPHOLSTERY OPTIONS

KEY: ● STANDARD ○ OPTIONAL — UNAVAILABLE

## UPHOLSTERY OPTIONS

	ALLURE		GT	
Interior Ambience	Mistral Black Premium	Mistral Black Premium	Mistral Black Executive	Mistral Black Executive
Upholstery	'Uziris' & 'Irize' embossed fabric with Quartz stitching and leather effect trim	Mistral black perforated and embossed Nappa Leather with Quartz stitching	Mistral black embossed Alcantara® with Iced Clay stitching and leather effect trim	Mistral black perforated and embossed Nappa Leather with Iced Clay stitching
Trim code	W6FX	4HFX	X0FX	4HFX
Top-stitching	Quartz (light pink)	Quartz & Neutral	Iced Clay (light green)	Iced Clay & Neutral
PEUGEOT Shield embossed front head restraints	—	●	●	●
Seat trim availability	●	○	●	○



ALLURE - 'Uziris' & 'Irize' embossed fabric



ALLURE - Mistral black perforated and embossed Nappa Leather



GT - Mistral black embossed Alcantara®



GT - Mistral black perforated and embossed Nappa Leather

# NEW PEUGEOT 3008 WHEELS

KEY: ● STANDARD ○ OPTIONAL — UNAVAILABLE

## WHEEL DESCRIPTION

19" 'YARI' Diamond Cut Alloy Wheels (ZHQM)  
Star Centre Cap - Orbital Black  
Tyres: 225/55 R19 103V - Michelin e-Primacy Class A

19" 'FUJI' Diamond Cut Alloy Wheels (ZHQP)  
Star Centre Cap - Orbital Black  
Tyres: 235/55 R19 105V Michelin e-Primacy Class A+

20" 'YOSEMITE' Diamond Cut Alloy Wheels (ZHQS)  
Matt Onyx Black & Gloss Onyx Black Inserts  
Star Centre Cap - Orbital Black  
Tyres: 235/50 R20 104V Michelin e-Primacy Class A+

ALLURE

GT

●  
(HYBRID 136 E-DSC6)

●  
(HYBRID 136 E-DSC6)

●  
(ELECTRIC 210HP)

●  
(ELECTRIC 210HP - IN CONJUNCTION WITH OPTIONAL GRIP CONTROL ONLY)

—

●  
(ELECTRIC 210HP)



19" 'YARI' Alloy Wheel  
(HYBRID)



19" 'Fuji' Alloy Wheel  
(ELECTRIC)



20" 'YOSEMITE' Alloy Wheel  
(ELECTRIC)



# NEW PEUGEOT 3008

## TECHNICAL SPECIFICATION (1/5)

### KEY:

- STANDARD
- UNAVAILABLE

### ELECTRIC (Under Homologation)

Electric 73 kWh 210

### ELECTRIC MOTOR & BATTERY

Maximum power hp (kW)	210 (157) from 4370 to 14000 rpm
Maximum torque lb/ft (Nm @ RPM)	254 (345 from 250 to 4370 rpm)
Battery Capacity (kWh)	73
Electric Motor Technology	Synchronous with permanent magnet
Battery Technology	Lithium-ion
Battery Voltage	400V
Battery Warranty	8 Year traction battery warranty
CITY Electric Range WLTP (miles)	392-407
COMBINED Electric Range WLTP (miles)	318-327
Charging Time from 0 to 100% - Standard cable (Mode 3 Type 2)	10H30
Regenerative Braking Modes	Low, Moderate, Enhanced (Steering Wheel Paddle controlled)
Service Schedule	TBC
On Board Charger (kW)	11kW Tri-phase
DC Maximum Capacity (kW Max)	160
Charging time DC Super Charger (minutes) - 20%-80%	30

### TRANSMISSION

Type	Single-speed automatic gearbox
Ratio	9,77

The fuel consumption achieved, and CO2 produced, in real world conditions will depend upon a number of factors including, but not limited to: the accessories fitted (pre and post registration); variations in weather; driving styles and vehicle load. The WLTP (Worldwide Harmonised Light Vehicles Test Procedure) is used to measure fuel consumption and CO2 figures.

Figures shown are for comparison purposes and should only be compared to the fuel consumption and CO2 values of other cars tested to the same technical standard.

^ 'LOW': Low speed city driving, representative of city centre driving, maximum 35mph.

^^ 'MEDIUM': Medium speed town driving, representative of town or suburban driving, maximum 50mph.

^^^ 'HIGH': High speed rural driving, representative of A-road or dual carriageway driving, maximum 60mph.

^\* 'EXTRA HIGH': Extra High speed motorway driving, representative of a typical European motorway, maximum 81mph.

^^^\* 'COMBINED': A mixed journey average of all elements.

Figures quoted reflect a range of configurations (including non-UK market vehicles) and are subject to changes resulting from ongoing product development, range evolutions, testing and evaluations.



# NEW PEUGEOT 3008

## TECHNICAL SPECIFICATION (2/5)

### KEY:

- STANDARD
- UNAVAILABLE

### ELECTRIC (Under Homologation)

Electric 73 kWh 210

### SUSPENSIONS AND TYRES

Front suspension	Independent wheels - Pseudo-Mac Pherson axle, coil springs and integrated hydraulic dampers
Rear suspension	Independent wheels - Multi-link axle, hydraulic dampers
Size - 19" tyres	235/55 R19 105V Michelin e-Primacy Class A+
Size - 20" tyres	235/50 R20 104V Michelin e-Primacy Class A+
Turning diameter between pavements (m)	10.6

### BRAKES

Front and rear discs	Front 365x37mm / Rear 356x26mm
----------------------	--------------------------------

### PERFORMANCE

Maximum speed (mph)	105
Acceleration 0-62 mph driver only (sec)	8.8

### VEHICLE WEIGHT INFORMATION (KG)

Gross vehicle weight	2640
Mass in service	TBC
Kerb weight	2108
Maximum braked trailer weight -12% Slope	1250 kg

### SERVICE SCHEDULE

16,000 miles / 2 years - TBC

### INSURANCE CODES

Allure	TBC
GT	TBC

The fuel consumption achieved, and CO2 produced, in real world conditions will depend upon a number of factors including, but not limited to: the accessories fitted (pre and post registration); variations in weather; driving styles and vehicle load. The WLTP (Worldwide Harmonised Light Vehicles Test Procedure) is used to measure fuel consumption and CO2 figures.

Figures shown are for comparison purposes and should only be compared to the fuel consumption and CO2 values of other cars tested to the same technical standard.

^ 'LOW': Low speed city driving, representative of city centre driving, maximum 35mph.

^^ 'MEDIUM': Medium speed town driving, representative of town or suburban driving, maximum 50mph.

^^^ 'HIGH': High speed rural driving, representative of A-road or dual carriageway driving, maximum 60mph.

^\* 'EXTRA HIGH': Extra High speed motorway driving, representative of a typical European motorway, maximum 81mph.

^^^\* 'COMBINED': A mixed journey average of all elements.

Figures quoted reflect a range of configurations (including non-UK market vehicles) and are subject to changes resulting from ongoing product development, range evolutions, testing and evaluations.





# NEW PEUGEOT 3008

## TECHNICAL SPECIFICATION (3/5)

### KEY:

— UNAVAILABLE

### HYBRID

**HYBRID 136 e-DSC6**  
6-speed Dual Shift Clutch Automatic Transmission

### PETROL ENGINE

Cubic capacity (cc)	1199
Maximum power hp (kW) @RPM	136 (100) @ 5500
Maximum torque lb/ft (Nm) @RPM	170 (230) @ 1750
Injection Type	Direct
Service Interval	16,000 miles or 1 year

### ELECTRIC MOTOR

Electric motor (integrated with the e-DSC6 gearbox)	1 at the front
Voltage (V)	48
Maximum power hp (kW) @RPM	22 (16) @ 4264
Maximum torque lb/ft (Nm) @RPM	37 (51) @ 750 to 2499
Battery	Lithium-ion
Battery Warranty	8 year traction battery warranty
Battery Capacity (kWh) / Battery Power (kW)	0.89 / 21

### TRANSMISSION

Type	Automatic, Front wheel drive
Number of gears	6

The fuel consumption achieved, and CO2 produced, in real world conditions will depend upon a number of factors including, but not limited to: the accessories fitted (pre and post registration); variations in weather; driving styles and vehicle load. The WLTP (Worldwide Harmonised Light Vehicles Test Procedure) is used to measure fuel consumption and CO2 figures.

Figures shown are for comparison purposes and should only be compared to the fuel consumption and CO2 values of other cars tested to the same technical standard.

^ 'LOW': Low speed city driving, representative of city centre driving, maximum 35mph.

^^ 'MEDIUM': Medium speed town driving, representative of town or suburban driving, maximum 50mph.

^^^ 'HIGH': High speed rural driving, representative of A-road or dual carriageway driving, maximum 60mph.

^^\* 'EXTRA HIGH': Extra High speed motorway driving, representative of a typical European motorway, maximum 81mph.

^^^\* 'COMBINED': A mixed journey average of all elements.

Figures quoted reflect a range of configurations (including non-UK market vehicles) and are subject to changes resulting from ongoing product development, range evolutions, testing and evaluations.



# NEW PEUGEOT 3008

## TECHNICAL SPECIFICATION (4/5)

### KEY:

— UNAVAILABLE

### HYBRID

**HYBRID 136 e-DSC6**  
6-speed Dual Shift Clutch Automatic Transmission

### FUEL CONSUMPTION AND EMISSIONS (WLTP V. High - V. Low Fuel Consumption)

Fuel Consumption: Low MPG (litres/100km) ^	48.6 (5.8) - 55.8 (5.1)
Fuel Consumption: Medium MPG (litres/100km) ^^	46.7 (6.0) - 56.6 (5.0)
Fuel Consumption: High MPG (litres/100km) ^^^	51.0 (5.5) - 60.1 (4.7)
Fuel Consumption: Extra High MPG (litres/100km) ^*	38.3 (7.4) - 44.7 (6.3)
Fuel Consumption: Combined MPG (litres/100km) ^**	44.6 (6.3) - 52.5 (5.4)
Carbon Dioxide (CO2) emissions Combined (g/km)	122 - 143

### PERFORMANCE INFORMATION (Driver Only)

Maximum speed (mph)	125
Acceleration 0-62 mph driver only (sec)	10.2

### VEHICLE WEIGHT INFORMATION (KG)

Gross vehicle weight	2080
Mass in service	1695
Kerb weight	1573
Gross train weight	3080
Maximum braked trailer weight	1000
Maximum tow ball weight	80

### REGULATED EMISSIONS

Carbon monoxide (mg/km)	343.1
Total hydrocarbons (mg/km)	20.2
Nitrogen Oxides (mg/km)	28.2
Particulate Matter (mg/km)	0.31

The fuel consumption achieved, and CO2 produced, in real world conditions will depend upon a number of factors including, but not limited to: the accessories fitted (pre and post registration); variations in weather; driving styles and vehicle load. The WLTP (Worldwide Harmonised Light Vehicles Test Procedure) is used to measure fuel consumption and CO2 figures.

Figures shown are for comparison purposes and should only be compared to the fuel consumption and CO2 values of other cars tested to the same technical standard.

^ 'LOW': Low speed city driving, representative of city centre driving, maximum 35mph.

^^ 'MEDIUM': Medium speed town driving, representative of town or suburban driving, maximum 50mph.

^^^ 'HIGH': High speed rural driving, representative of A-road or dual carriageway driving, maximum 60mph.

^\* 'EXTRA HIGH': Extra High speed motorway driving, representative of a typical European motorway, maximum 81mph.

^\*\* 'COMBINED': A mixed journey average of all elements.

Figures quoted reflect a range of configurations (including non-UK market vehicles) and are subject to changes resulting from ongoing product development, range evolutions, testing and evaluations.



# NEW PEUGEOT 3008

## TECHNICAL SPECIFICATION (5/5)

### KEY:

— UNAVAILABLE

### HYBRID

**HYBRID 136 e-DSC6**  
6-speed Dual Shift Clutch Automatic Transmission

### BRAKES

Front and rear discs Front 304mm / Rear 290mm

### FUEL

Capacity (litres) 55

### SUSPENSION AND TYRES

Front suspension pseudo-McPherson

Rear suspension Twist-Beam Axle

Size - 19" tyres 225/55 R19 103V - Michelin e-Primacy Class A

### INSURANCE CODES

Allure TBC

GT TBC

The fuel consumption achieved, and CO2 produced, in real world conditions will depend upon a number of factors including, but not limited to: the accessories fitted (pre and post registration); variations in weather; driving styles and vehicle load. The WLTP (Worldwide Harmonised Light Vehicles Test Procedure) is used to measure fuel consumption and CO2 figures.

Figures shown are for comparison purposes and should only be compared to the fuel consumption and CO2 values of other cars tested to the same technical standard.

^ 'LOW': Low speed city driving, representative of city centre driving, maximum 35mph.

^^ 'MEDIUM': Medium speed town driving, representative of town or suburban driving, maximum 50mph.

^^^ 'HIGH': High speed rural driving, representative of A-road or dual carriageway driving, maximum 60mph.

^\* 'EXTRA HIGH': Extra High speed motorway driving, representative of a typical European motorway, maximum 81mph.

^^^\* 'COMBINED': A mixed journey average of all elements.

Figures quoted reflect a range of configurations (including non-UK market vehicles) and are subject to changes resulting from ongoing product development, range evolutions, testing and evaluations.





# NEW PEUGEOT 3008 DIMENSIONS

## EXTERNAL DIMENSIONS

Length (mm)	4542
Width (mm)	1895
Height (mm)	1641
Wheelbase (mm)	2739
Front / rear overhang (mm)	940/863
Front / rear track width (mm)	1630/1636

## EXTERNAL DIMENSIONS FOR PARKING


Width with front / rear doors open (mm)	3680/3526
Width with door mirrors open / folded (mm)	2108/1934

## INTERNAL DIMENSIONS


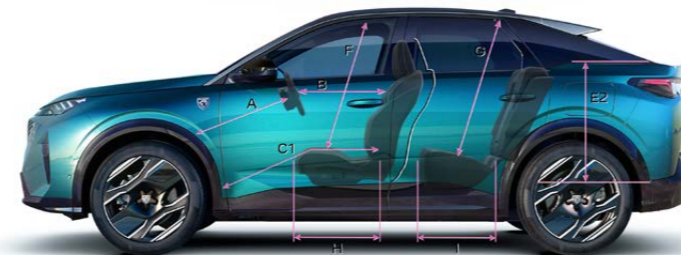
Number of seats	5
Front / rear elbow room (mm)	1492.5/1428.6
Front / rear shoulder room (mm)	1452/1464
Front / rear head room (mm) *	921.5/884.6

## BOOT, STORAGE & FUEL TANK

Length with rear seat back up (mm)	925
Width between wheel housings (mm)	1030
Min. boot volume (litres)	520
Max. boot volume (litres)	1480
Fuel tank capacity HYBRID (litres)	55



520 dm3 VDA 210



1480 dm3 VDA 214

## NEW PEUGEOT 3008 SERVICE CONTRACTS

# PEUGEOT OFFER TWO LEVELS OF SERVICE PLAN CONTRACTS

What's included:

- PEUGEOT Service Plans offer complete assurance that all your servicing costs will be completely covered for the duration of the plan
- We offer PEUGEOT Service Plans for up to five years with many mileage options
- One-off up front or monthly direct debit payment options available
- All packages are affordable and inflation proof, which means they will remain at a fixed cost for the duration of the plan.

Monthly price examples\*:


### New 3008 ELECTRIC & HYBRID 136 e-DSC6

36 Months / 30,000 Miles	48 Months / 40,000 Miles	60 Months / 50,000 Miles
£18.71 per month	£23.21 per month	£22.03 per month

\*Price examples based on a mileage of 10,000 per annum, include VAT and correct as of November 2023.

A PEUGEOT Service Plan can be purchased up to 12 months after registration date. The prices quoted above are indicative, for a bespoke quote please contact your local PEUGEOT Retailer. If the plan is taken out after the date of registration an additional payment will be required to cover this starting period.

Any normal wear and tear maintenance work such as replacement of tyres, brake pads, brake discs, clutches, shock absorbers, wipers, batteries, bulbs, silencer, exhausts and windscreens are excluded. Servicing must be carried out by a PEUGEOT Authorised Repairer in the UK. PEUGEOT Motor Company reserve the right to change, amend or withdraw this product at any time.



## EXTENDED PEUGEOT ASSISTANCE\*

**What's included: Extension of your PEUGEOT Assistance Cover:**

- Offers you the opportunity to extend PEUGEOT Assistance up to a further two years

**Cover includes:**

- PEUGEOT Assistance from Home
- PEUGEOT Roadside Assistance
- PEUGEOT Recovery
- PEUGEOT Onward Travel
- PEUGEOT European Cover

\*Excludes non-vehicle induced faults.

TO FIND OUT  
ABOUT EXTENDING  
YOUR PEUGEOT  
ASSISTANCE COVER  
**CALL 0800 294 0294**

# NEW PEUGEOT 3008

## FURTHER INFORMATION

### MANUFACTURERS RECOMMENDED RETAIL PRICE ON THE ROAD (INCLUDES THE FOLLOWING FROM NOVEMBER 2023)

TAX BAND	CO <sub>2</sub> (g/km)	FIRST YEAR VED	FIRST YEAR VED ALTERNATIVE FUEL	ANNUAL TAX PETROL & DIESEL	ANNUAL TAX ALTERNATIVE FUEL	FIRST REG FEE	DELIVERY CHARGE	VAT @ 20% ON DELIVERY	TOTAL OTR COSTS	TOTAL OTR COSTS ALTERNATIVE FUEL
A	0	£0.00	£0.00	£0.00	£0.00	£55.00	£750.00	£150.00	<b>£955.00</b>	<b>£955.00</b>
B	1-50	£10.00	£0.00	£180.00	£170.00	£55.00	£750.00	£150.00	<b>£965.00</b>	<b>£955.00</b>
C	51-75	£30.00	£20.00	£180.00	£170.00	£55.00	£750.00	£150.00	<b>£985.00</b>	<b>£975.00</b>
D	76-90	£130.00	£120.00	£180.00	£170.00	£55.00	£750.00	£150.00	<b>£1,085.00</b>	<b>£1,075.00</b>
E	91-100	£165.00	£155.00	£180.00	£170.00	£55.00	£750.00	£150.00	<b>£1,120.00</b>	<b>£1,110.00</b>
F	101-110	£185.00	£175.00	£180.00	£170.00	£55.00	£750.00	£150.00	<b>£1,140.00</b>	<b>£1,130.00</b>
G	111-130	£210.00	£200.00	£180.00	£170.00	£55.00	£750.00	£150.00	<b>£1,165.00</b>	<b>£1,155.00</b>
H	131-150	£255.00	£245.00	£180.00	£170.00	£55.00	£750.00	£150.00	<b>£1,210.00</b>	<b>£1,200.00</b>
I	151-170	£645.00	£635.00	£180.00	£170.00	£55.00	£750.00	£150.00	<b>£1,600.00</b>	<b>£1,590.00</b>
J	171-190	£1,040.00	£1,030.00	£180.00	£170.00	£55.00	£750.00	£150.00	<b>£1,995.00</b>	<b>£1,985.00</b>
K	191-225	£1,565.00	£1,555.00	£180.00	£170.00	£55.00	£750.00	£150.00	<b>£2,520.00</b>	<b>£2,510.00</b>
L	226-255	£2,220.00	£2,210.00	£180.00	£170.00	£55.00	£750.00	£150.00	<b>£3,175.00</b>	<b>£3,165.00</b>
M	OVER 255	£2,605.00	£2,595.00	£180.00	£170.00	£55.00	£750.00	£150.00	<b>£3,560.00</b>	<b>£3,550.00</b>

VAT is calculated at 20%. VAT is not applicable to cars sold in the Channel Islands.

Cars with a list price of over £40,000 at first registration will pay an additional rate of £390 per year on top of annual tax 'standard rate', for five years from the start of the second licence, before returning to the rates listed above. This supplement does not apply to electric vehicles.

## PEUGEOT 3 YEARS OF WARRANTY

All vehicles first registered in the UK and purchased from a UK PEUGEOT Retailer benefit from a PEUGEOT 2 year unlimited mileage manufacturer's warranty and a free optional additional 1 year of warranty provided by the PEUGEOT Retail Network in the UK.

On top of the aforementioned coverage, electric vehicles also benefit from a warranty of 8 years / 100,000 miles (whichever comes first) on the traction battery for 70% of original capacity.

## PEUGEOT ASSISTANCE

All new PEUGEOTs come with PEUGEOT Assistance, our breakdown assistance service.

PEUGEOT Assistance is available every minute of the day and night; 365 days of the year, for you and anyone else driving your PEUGEOT with your permission.

Full details are available at [www.peugeot.co.uk](http://www.peugeot.co.uk)

All information and prices correct at time of publication, but are subject to change at any time without prior notice (which may occur as a result of matters including, but not limited to, any changes in legislation and/or any changes by the government).

It is our policy to continually improve our vehicles in every way. To avoid any misunderstandings you are advised to check with your PEUGEOT Dealer the prices, specification (including colour), equipment, accessories and equipment relating to any PEUGEOT vehicle and the exact cost and availability prior to ordering.

Where a feature is described as an option in this publication it should be assumed that it is at extra cost unless specifically stated otherwise.

Issued by Sales and Marketing, PEUGEOT Motor Company PLC, Pinley House, Sunbeam Way, Coventry CV3 1ND.



**NEW PEUGEOT 3008**  
EXPLORE THE RANGE



**NEW PEUGEOT**  
**3008**

Join us:

All information and prices correct at time of publication, but are subject to change at any time without prior notice (which may occur as a result of matters including, but not limited to, any changes in legislation and/or any changes by the government). It is our policy to continually improve our vehicles in every way. To avoid any misunderstandings you are advised to check with your PEUGEOT Retailer the prices, specification (including colour), equipment, accessories and equipment relating to any PEUGEOT vehicle and the exact cost and availability prior to ordering. Where a feature is described as an option in this publication it should be assumed that it is at extra cost unless specifically stated otherwise.

Issued by Sales and Marketing, PEUGEOT Motor Company PLC, Pinley House, Sunbeam Way, Coventry CV3 1ND.

