

PEUGEOT 3008

PRICES - EQUIPMENT - TECHNICAL SPECIFICATIONS

Effective from 1st October 2025
2025.5 Model Year C0/C2/C4
Version 2.7



PEUGEOT 3008

EXPLORE THE RANGE

STANDARD SPECIFICATION

Safety & Security

- ABS (Anti-lock Braking System) with EBFD (Electronic Brake Force Distribution) and EBA (Emergency Brake Assist)
- Post Collision Safety Brake (PCSB)
- Airbags: Driver and front passenger airbags (includes passenger airbag manual deactivation function)
- Airbags: Driver and front passenger side airbags
- Airbags: Curtain airbags covering heads of front occupants and heads & shoulders of rear lateral occupants
- Alarm – Perimeter, Volumetric and Anti-lift detection (Option to subscribe to Connected Alarm Services) – Thatcham Category 1
- Automatic door locking when moving off
- Automatic hazard light activation upon heavy brake application
- Child locking functionality on rear doors – manual activation
- Deadlocking
- Exterior Door Lock (Passenger Door)
- Electronic code immobiliser – Thatcham Category 1
- Electric Parking Brake
- Hill Assist
- Laminated Windscreen
- Dynamic Stability Control (DSC) and Anti Slip Regulation (ASR)
- Front optimised safety headrests and rear retractable headrests (x3), height-adjustable.
- Seatbelts – front and rear outer seats with pyrotechnic pretensioners and force limiters
- Seatbelts – rear central seat with 3 point seatbelt
- Seatbelts – reminder and unfastened warning indicator
- Front passenger seat detection
- PEUGEOT SOS & Assistance
- Front and rear disc brakes
- Isofix child seat fittings (x2) outer rear seats, zipped cover
- Programmable cruise control and speed limiter
- Driver Attention Alert (DAA3)
- Lane Keeping Assist (LKA)
- Speed limit & traffic sign recognition and recommendation
- Seatbelt unfastened on the move with audible and visual alert for front and rear seats
- Locking wheel nuts
- Tyre under-inflation monitoring and detection (indirect)
- Exterior temperature indicator with ice warning
- AVAS: Acoustic Vehicle Alerting System. Generates a sound when travelling at low speed, audible outside the vehicle for pedestrian safety



PEUGEOT 3008

EXPLORE THE RANGE

STANDARD SPECIFICATION

Comfort & Convenience

- Air conditioning
- Cabin (HE) high efficiency filter (removes up to 92% of particles & 98% of mould & bacteria)
- Quick launch cabin heating/cooling function – also linked to heated steering wheel and heated and ventilated seats when specified
- Cabin thermal pre-conditioning – activated in vehicle or via remote services* (ELECTRIC & PLUG-IN HYBRID)
- PEUGEOT Open & Go (Proximity Keyless Entry with Push Button Start)
- Electric Windows Front & Rear with ‘one touch’
- Electric power steering with reach and rake manually adjustable steering column
- Rear Parking Sensors
- Reversing Camera with camera washing function
- Acoustic windscreen
- Flat blade wipers with ‘magic wash’ integrated nozzles
- Dark tinted privacy glass for rear doors, tailgate and quarter windows
- Door Mirrors – electric adjustment, heated, power folding, welcome lighting and integrated LED indicators
- Dual Zone Climate Control with rear air vents
- Electrochrome rear view mirror
- Electric parking brake
- Multifunction trip computer

- PEUGEOT i-Cockpit®:
 - 21" HD panoramic curved display incorporating instrument panel and touchscreen with 3-colour themes
 - Compact split leather multifunction steering wheel with gloss black and satin chrome detailing
- ‘Arch’ design central console with concealed storage
- Grab handles (x4), dampened and retractable
- Tailgate with heated rear window
- Driving mode selector with configurable ambient lighting
- Central front armrest with ventilated storage compartment and LED lighting
- Manual gear changes via steering mounted paddles (HYBRID & PLUG-IN HYBRID only)
- Enhanced 3 stage regenerative braking via steering wheel mounted paddles (ELECTRIC only)
- 11kW tri-phase on board charger (ELECTRIC only)
- 3.7kW Single-phase On-board Charger (PLUG-IN HYBRID only)
- Mode 3 type 2 cable for wall box charging (ELECTRIC only)
- Mode 2 Cable for Domestic Socket Charging (PLUG-IN HYBRID)
- 2x Keys (lock, unlock, boot release functions with concealed key)
- 2x 12V sockets (Cabin front and boot – all compatible with tyre inflation compressor)
- Remote charge management via My PEUGEOT App* (ELECTRIC & PLUG-IN HYBRID)

* For vehicles registered from 1st July 2025, e-Remote Control (Remote Charging, Remote Climate Control) and e-ROUTES are included with a free 10-year subscription. The features are available via the MyPEUGEOT app.



PEUGEOT 3008

EXPLORE THE RANGE

STANDARD SPECIFICATION

Exterior Features

- 19" Diamond-cut alloy wheels with ‘Star’ centre cap featuring PEUGEOT shield
- Body coloured front grille
- Body coloured ‘floating effect’ rear spoiler
- Body coloured exterior door handles
- Roofline, lower front bumper and rear bumper trims in Meteor Grey
- ‘3008’ model designation badges front and rear in Basalt Grey
- ‘HYBRID’ rear badging in Basalt Grey (HYBRID only)
- ‘PLUG-IN’ Rear Badging in Basalt Grey (PLUG-IN HYBRID only)
- ‘Long Range’ rear badging in Basalt Grey (LONG RANGE ELECTRIC 230 ONLY)
- ‘DUAL MOTOR’ rear badging in Basalt Grey (DUAL MOTOR LAUNCH EDITION only)
- Metallic paint – Obsession Blue
- ‘Orbital’ black door mirrors
- Gloss black B-Pillar
- Gloss back connecting strip between rear lights
- Lower door claddings & wheel arch protection

Lighting and Visibility

- Automatic headlamp activation
- Automatic windscreen wiper activation with interval wiping intensity control
- LED exterior lighting
- Eco LED headlights
- PEUGEOT ‘3-claw’ signature front and rear daytime running lights (DRLs)

Interior Features

- Driver pedals with aluminium finish
- Driver footrest
- Textile Decor for dashboard, door panels and central console arch
- ‘e-Toggle’ compact gear selector mounted on dashboard
- 8-colour ambient lighting (under panoramic display, central console & sunroof if specified)
- LED front and rear roof lighting
- LED footwell lighting
- LED Illuminated driver and passenger concealed sunvisor mirrors
- LED boot lighting
- Glasses storage box, roof mounted
- Glovebox with LED lighting
- Centre console twin cup holders
- Luggage cover
- 40/20/40 folding rear seat backrest with fixed base
- Interior door handles with chrome finish
- Dynamic front seats, height adjustable, with fabric and leather effect trim
- Adjustable 2-position boot floor with 4x luggage tie-down rings and 2x bag hooks
- Interior ambience ‘Mistral’ black pillars and headlining

In Car Entertainment

- PEUGEOT i-Connect® Advanced
 - HD fully customisable touch screen
 - Connected navigation with ‘over the air’ map updates
 - DAB (Digital Audio Broadcasting) Radio
 - AM/FM bi-tuner
 - Wireless MirrorScreen (Apple Car Play & Android Auto)
 - Bluetooth with two microphones (connect up to 2 phones)
 - Natural voice recognition
 - Driver profile setting (up to 8 available)
 - USB-C Sockets (2x Front & 2x Rear)
 - 6 Speakers (2 front tweeters, 2 front door speakers & 2 rear door speakers)
- Customisable virtual ‘i-Toggle’ display (10 i-Toggles available plus Home button)
- Smartphone Wireless Charger (15 Watts) with status light and ambient lighting

PEUGEOT 3008

STANDARD EQUIPMENT BY VERSION

ALLURE

AVAILABLE WITH ELECTRIC, PLUG-IN HYBRID & HYBRID POWERTRAINS

SAFETY AND SECURITY

- Advanced Emergency Braking System with radar (AEBS3) providing night detection of pedestrians and cyclists
- PEUGEOT SOS & Assistance

COMFORT & CONVENIENCE

- 21" HD panoramic curved display incorporating instrument panel and touchscreen
- Dual Zone Climate Control with rear air vents
- Dark tinted rear side and tailgate window
- Electric Folding Door Mirrors
- Electrochrome rear view mirror
- Rear parking sensors
- Reversing Camera with wash system
- PEUGEOT e-Remote Control*^ – vehicle charging and cabin pre-conditioning (ELECTRIC & PLUG-IN HYBRID)
- Drive mode selector
- PEUGEOT Open & Go (keyless entry with ‘proximity’ locking and unlocking)

LIGHTING AND VISIBILITY

- Eco LED Headlights and front and rear signature daytime running lights
- PEUGEOT ‘3-claw’ signature front and rear daytime running lights (DRLs)

INTERIOR FEATURES

- ‘Graphene’ carbon effect dashboard and front door panel ‘alcove’ decor
- Ambient lighting linked to Drive Mode
- ‘Dynamic’ front seats
- Seating: ‘RISPY’ embossed grey fabric with Quartz stitching and leather effect trim
- Driver pedals with aluminium finish

EXTERIOR FEATURES

- 19" ‘LULEA’ diamond cut alloy wheels (ELECTRIC & PLUG-IN HYBRID)
- 19" ‘BREDA’ diamond cut alloy wheels (HYBRID)
- Front grille with body-coloured accents
- Roofline, lower front bumper and rear bumper trims in Meteor Grey

IN CAR ENTERTAINMENT

- PEUGEOT i-Connect® Advanced*^
 - Connected Navigation with TomTom Live Updates & Speedcam alerts (6mths)*^
 - ‘Over the air’ map updates
 - Voice recognition with “OK PEUGEOT” command using natural language
- Customisable Virtual ‘i-Toggle’ display
- Smartphone Wireless Charger (15 Watts) with status light and ambient lighting



19" ‘BREDA’ Alloy Wheel (HYBRID)



19" ‘LULEA’ Alloy Wheel (ELECTRIC & PLUG-IN HYBRID)



* Additional terms and conditions apply to connected services, including customer acceptance of location sharing prior to activation.
^ Subject to subscription – for renewal, terms and conditions, and any other details about connected services, visit: <https://services-store.peugeot.co.uk>
* For vehicles registered from 1st July 2025, e-Remote Control (Remote Charging, Remote Climate Control) and e-ROUTES are included with a free 10-year subscription. The features are available via the MyPEUGEOT app.

PEUGEOT 3008

STANDARD EQUIPMENT BY VERSION

GT

AVAILABLE WITH ELECTRIC, PLUG-IN HYBRID & HYBRID POWERTRAINS

Allure Specification +

SAFETY AND SECURITY

- Adaptive Cruise Control with 'Stop & Go'

COMFORT & CONVENIENCE

- Front Parking Sensors
- Compact heated multifunction steering wheel finished in full grain leather with 'Iced Clay' stitching, gloss black and satin chrome detailing & 'GT' badge
- Handsfree Smart Electric Tailgate (foot operated)

INTERIOR FEATURES

- Stainless steel 'PEUGEOT' door sill trims
- Aluminium printed dashboard and front door panel 'alcove' decor
- 8-colour extended ambient lighting
- Lumbar driver seat manual adjustment
- Heated front seats
- New 'UZIRIS' fabric with leather effect seat trim
- Luxury front and rear carpet mats with 'Iced Clay' stitching
- Rear central armrest with two cupholders and smartphone holder

EXTERIOR FEATURES

- 'Black Diamond' roof and rear spoiler
- 'Gloss Black' lower door claddings (ELECTRIC only)
- Widened Wheel Arches (ELECTRIC & PLUG-IN HYBRID)
- 20" 'SOFIA' diamond cut alloy wheels (LONG RANGE ELECTRIC 230)
- PEUGEOT shield on front wings

EXTERIOR LIGHTING AND VISIBILITY

- Pixel LED Technology headlights with adaptive high beam assist
- Full 3D LED rear lights with PEUGEOT 'Claw effect' daytime running light signature



19" 'Breda' Alloy Wheel (HYBRID)



20" 'Sofia' Alloy Wheel (LONG RANGE ELECTRIC 230)



19" 'Lulea' Alloy Wheel (ELECTRIC 210 & PLUG-IN HYBRID)*



*with optional Grip Control on LONG RANGE ELECTRIC 230

PEUGEOT 3008

STANDARD EQUIPMENT BY VERSION

DUAL MOTOR LAUNCH EDITION

AVAILABLE WITH ELECTRIC POWERTRAIN

GT Specification +

SAFETY AND SECURITY

- Hill Assist Descent Control
- Drive Assist Pack
 - Long Range Blind Spot Monitoring (LCA)
 - Rear Cross Traffic Alert (RCTA)
 - Highway Assist 2.0 (with Semi-Automatic Lane Change and Recommended Speed Adaptation)

COMFORT & CONVENIENCE

- 360° Vision
 - 4 exterior cameras (1x front, 1x rear & 2x door mirror)
 - Flank Guard Protection
 - Door Mirrors with Reverse Gear indexing and Blind Spot Monitoring indicator
- Sensation Pack:
 - Panoramic Split Opening Spoiler Sunroof - tinted with one touch control, electric retractable interior blind and 8-colour ambient lighting (Inner glazed dimensions: 732 mm x 712mm, Opening glazed dimensions: 302mm x 712mm)
 - Clean Cabin - optimised cabin air quality management system
 - FOCAL® Premium Hi-Fi System - 690W, 10 speakers (4x Tweeters, 4x Speakers, 1x Central Speaker, 1x Subwoofer), FOCAL® logo on Tweeter grilles
 - Laminated and acoustic front windows
- Heat pump

INTERIOR FEATURES

- Mistral black embossed Alcantara® Upholstery with Iced Clay stitching, includes Driver (D) and Passenger (P) Seat Pack:
 - ‘AGR’* 10-Way electric adjustment of front seats (D+P)
 - Massaging Front Seats, 5 massage patterns & 3 intensities (D+P)
 - Adaptive Bolsters (D+P)
 - Memory function for Driver’s seat, 2 pre-sets (D)
 - Heated Rear Seats (in addition to Heated Front Seats)

*AGR – Aktion für Gesunder Rücken

EXTERIOR FEATURES




- 20” ‘SOFIA’ Diamond Cut Alloy Wheels
- ‘DUAL MOTOR’ badge



20" 'SOFIA' Alloy Wheel



PEUGEOT 3008
PRICE LIST

 ALLURE	Type	Powertrain	Energy	HP	Titre Code	CO ₂ g/km**	Basic MRRP	VAT (£)	Total MRRP	On The Road Costs	On The Road MRRP***	P11D Value (£)	Electric Range	2025/26 BIK %
	ELECTRIC	ELECTRIC 73kWh 210	Electric	213	1PPDSYREUFTXA0C2 (GB)† 1PPDSYREUFT0A0C2 (NI)† 1PPDSYRFAFTXA0C0 (GB) 1PPDSYRFAFT0A0C0 (NI)	0	37,504.17	7,500.83	45,005.00	1,055.00	46,060.00	45,995.00	327 326	3
		LONG RANGE ELECTRIC 97kWh 230*	Electric	231	1PPDSYRZDFTXA0C0 (GB) 1PPDSYRZDFT0A0C0 (NI)	0	39,754.17	7,950.83	47,705.00	1,055.00	48,760.00	48,695.00	435	3
	PLUG-IN HYBRID	PLUG-IN HYBRID 195 e-DSC7 7-speed Dual Shift Clutch Automatic Transmission	Plug-in Hybrid	195	1PPDSYRQ97TXA0C0 (GB) 1PPDSYRQ97T0A0C0 (NI)	19	33,087.50	6,617.50	39,705.00	1,155.00	40,860.00	40,695.00	53	9
	Self-charging HYBRID	HYBRID 145 e-DSC6 6-speed Dual Shift Clutch Automatic Transmission	Alternative Fuel - Petrol/Hybrid	145	1PPDSYRJH7TXA0C4 (GB) 1PPDSYRJH7T0A0C4 (NI)	123 121	30,379.17	6,075.83	36,455.00	1,485.00	37,940.00	37,445.00	—	30
 GT	ELECTRIC	ELECTRIC 73kWh 210	Electric	213	1PPDSYTEUFTXA0C2 (GB)† 1PPDSYTEUFT0A0C2 (NI)† 1PPDSYTFAXA0C0 (GB) 1PPDSYTFAXT0A0C0 (NI)	0	40,320.83	8,064.17	48,385.00	1,055.00	49,440.00	49,375.00	326 325	3
		LONG RANGE ELECTRIC 97kWh 230*	Electric	231	1PPDSYTZDFTXA0C0 (GB) 1PPDSYTZDFT0A0C0 (NI)	0	42,695.83	8,539.17	51,235.00	1,055.00	52,290.00	52,225.00	424	3
	PLUG-IN HYBRID	PLUG-IN HYBRID 195 e-DSC7 7-speed Dual Shift Clutch Automatic Transmission	Plug-in Hybrid	195	1PPDSYTG97TXA0C0 (GB) 1PPDSYTG97T0A0C0 (NI)	20	35,904.17	7,180.83	43,085.00	1,155.00	44,240.00	44,075.00	53	9
	Self-charging HYBRID	HYBRID 145 e-DSC6 6-speed Dual Shift Clutch Automatic Transmission	Alternative Fuel - Petrol/Hybrid	145	1PPDSYTIH7TXA0C4 (GB) 1PPDSYTIH7T0A0C4 (NI)	124 122	33,070.83	6,614.17	39,685.00	1,485.00	41,170.00	40,675.00	—	30
 DUAL MOTOR LAUNCH EDITION	ELECTRIC	DUAL MOTOR ELECTRIC 73kWh 325	Electric	325	1PPDSYTG1ITXA0C0 (GB) 1PPDSYTG1IT0A0C0 (NI)	0	46,029.17	9,205.83	55,235.00	1,055.00	56,290.00	56,225.00	303	3

†Stock Only

*Customer deliveries from Q4 2025.

CO₂ figures, P11D values, BIK% and MRRP pricing shown above are for a standard vehicle without any additional optional equipment. CO₂ figures are used to calculate Vehicle Excise Duty (VED) for the first registration of the vehicle as well as EAER range data and RDE2 compliance for BIK%. The addition of optional extras could increase the certified CO₂ emission output or modify the EAER range. This in turn may affect the amount of VED payable upon registration, and, for company car drivers, the amount of Benefit in Kind (BIK) tax payable.

**For further information on CO₂ and pricing for vehicles with optional equipment, please visit www.peugeot.co.uk and configure your chosen vehicle with your preferred options.

>>PLUG-IN HYBRID Electric Vehicle Range (EAER) for standard specification without factory fitted options. Factory fitted options may reduce electric vehicle range.

Figures shown are for comparison purposes and should only be compared to the fuel consumption and CO₂ values of other cars tested to the same technical standard.

The fuel consumption achieved, and CO₂ produced, in real world conditions will depend upon a number of factors including, but not limited to: the accessories fitted (pre and post registration); variations in weather; driving styles and vehicle load. The WLTP (Worldwide Harmonised Light Vehicles Test Procedure) is used to measure fuel consumption and CO₂ figures.***'On the Road' MRRP includes registration plates and delivery to retailer (including VAT), 12 months' Vehicle Excise Duty and new vehicle registration fee of £55. Excludes fuel and insurance.

All information and prices correct at time of publication, but are subject to change at any time without prior notice (which may occur as a result of matters including, but not limited to, any changes in legislation and/or any changes by the government).

PEUGEOT 3008
NEXT-LEVEL DRIVING EXPERIENCE

PEUGEOT i-Cockpit®

New PEUGEOT Panoramic i-Cockpit®

The PEUGEOT i-Cockpit® is part of the brand's DNA, produced for over 10 years, with almost 10 million units sold. 3008 takes it to the next level and transforms the driving experience with the New PEUGEOT Panoramic i-Cockpit®.

It consists of a 21" curved, frameless display which appears to 'float', combining the head-up digital instrument panel and high-definition central touchscreen, a newly designed multi-function compact steering wheel, and fully configurable virtual i-Toggles providing 10 shortcuts to the functions of your choice.

The 'arch' central console rises to create a 'cockpit' feeling, elevating key controls to the fingertips of the driver, while the sculpted cutaway design creates more space and easy access to smart storage from the passenger side.

PEUGEOT 3008

NEXT-LEVEL DRIVING EXPERIENCE

PEUGEOT i-Cockpit®



HD Panoramic Curved Display

The 21" high-definition curved display is at the heart of 3008 Panoramic i-Cockpit®, combining the **head-up digital instrument panel** and **central touchscreen**. Cleverly mounted with ambient lighting under, it appears to **‘float’ above the dashboard**.

This 21" panoramic screen is positioned for optimum ergonomics, slightly angled towards the driver while remaining perfectly accessible to the front passenger.

- The digital instrument panel displays all the information related to driving (speed, power meter, driving aids, energy flow, etc.) above the compact steering wheel. It is easily customisable with up to 5 different display settings.

- The touchscreen is accessible to both driver and passenger, and is used to access heating, navigation, media, telephone, connectivity and vehicle functions. Being fully customisable, a range of displays can be created, which are accessed with a simple swipe of the screen.

Combining the digital instrument panel and central touchscreen a truly bespoke arrangement can be created to suit the driving environment and needs of the driver and passengers.



New Compact Steering Wheel

The compact steering wheel is a key element of the PEUGEOT i-Cockpit® and has been extensively reworked to offer an even greater driving experience. It features a new modern design: the central airbag is more compact and ‘isolated’ from the steering wheel spokes creating a ‘floating’ effect similar to the panoramic display.

The controls on the new compact steering wheel are now **‘tactile clicking’ for optimum user ergonomics**: they automatically detect the driver’s fingers and are only activated when pressed, to avoid any unintended commands.

The new PEUGEOT panoramic i-Cockpit® also introduces two **new slim and modern stalks** behind the compact steering wheel, combining elegant glossy black finishes with satin chrome accents.

On GT versions, the steering wheel is heated for enhanced comfort.

All versions are equipped with steering wheel paddles. On electric versions these are used to adjust the regenerative braking level (3 levels available), while on HYBRID and PLUG-IN HYBRID versions they are used to manually change the gears.



Virtual i-Toggles

i-Toggles are displayed on a second touchscreen below the central air vents. Each i-Toggle is a virtual shortcut button and up to 10 i-Toggles can be set to allow easy and quick access to the functions important to the individual, for example, Navigate Home, Classic FM, Heated Steering Wheel, Seat Massage.

The ‘Home’ shortcut is permanently displayed, followed by ten customisable shortcuts over two pages; a simple swipe moves between the pages.

PEUGEOT 3008

NEXT-LEVEL DRIVING EXPERIENCE

PEUGEOT i-Connect® Advanced

PEUGEOT i-Connect® Advanced is our infotainment system enabling everyone to have the best from the world of smartphones and automotive. The Human-Machine Interaction (HMI) is both intuitive and responsive.

Up to 8 Driver Profiles

Up to 8 driver profiles can be set and saved for preferences of:

- System settings: Language, Measurement units and Privacy
- Screen configurations: especially colours, apps, screen set-ups, homepages
- Audio settings and pre-sets stations
- Vehicle settings: ambient lighting, Clean Cabin (when available), comfort features
- Navigation: Favourite routes, POIs.



Wireless Smartphone Charger

The arch of the central console extends to a dedicated shelf under the Virtual i-Toggles for wireless phone charging. This function lets the driver charge their smartphone up to 15 watts by induction, simply by placing the phone on the mat. An ambient LED light illuminates the charging area.



Connected Navigation & EV Routing

The PEUGEOT i-Connect® Advanced system integrates a high-performance and efficient **TomTom® connected navigation**. For optimal readability, the map can be displayed centrally or in front of the driver. Maps are updated **“over the air”** via a subscription. The TomTom® connected navigation also provides **EV Routing function** to plan and perform the fastest and most efficient path to reach any destination, within or beyond the EV vehicle range. To minimise travel time, the system calculates the best route, analysing the charging needs according to multiple factors: distance, battery state of charge, driving speed consumption, traffic, and road type.



Wireless Mirror Screen & Dual Bluetooth

Mirror Screen function is available wirelessly or via USB cable. Mirror Screen is compatible with Android Auto and Apple Car Play. Smartphone navigation apps can be mirrored in the touchscreen or the digital instrument panel with map display. **Two devices can be connected simultaneously by Bluetooth**, for phone calls or data. For optimised phone call quality, 3008 is equipped with **two microphones**, one above each of the front occupants.

Natural Voice Recognition

The natural language voice recognition can be commanded either using **“OK PEUGEOT”** or by pressing the dedicated button on the steering wheel. Available in 22 different languages, it can be used in everyday life to improve safety and ease of use, providing access to all requests related to infotainment functions including climate control, navigation setting, radio/media setting, and phone calls. **On-board documentation is available including video tutorials** to explain and demonstrate vehicle functions.

PEUGEOT 3008 NEXT-LEVEL DESIGN

STUNNING DESIGN


A Dynamic and Efficient Silhouette with an Assertive Posture.

3008’s fastback body style offers a new balance that goes beyond traditional SUV codes.

It is dynamic and efficient, thanks to its sleek body work, and is also sharp and provides the feeling of a powerful ‘Allure’, thanks to its iconic lighting signature and attention to every single detail.



1. The **PEUGEOT shield**, proudly displayed in the centre of the front grill, creates a perfectly-balanced **ripple-effect** look, extending all the way to the iconic 3-claw Daytime Running Lights (DRL) signature.
2. The **front grille** with **body-coloured accents** and PEUGEOT shield, ensures a modern and next-gen look.
3. The **3-claw signature Daytime Running Lights (DRL)** at the front are **instantly recognisable** at first glance day and night. On GT & DUAL MOTOR LAUNCH EDITION versions, the 3-claw DRL extends into the Pixel LED headlights, in a balanced and harmonious fashion.
4. **‘3008’ model designation**, in Basalt Grey, signs the front and rear in a subtle and elegant way.
5. Technically and geometrically, the black **diamond cut alloy wheels** contribute to both modern styling and excellent **aerodynamic performance**. On GT LONG RANGE ELECTRIC & DUAL MOTOR LAUNCH EDITION versions, the 20" alloy wheels, with black inserts, reinforce these characteristics. The new ‘star’ centre cap highlights the PEUGEOT shield.
6. The **‘floating’ spoiler** also contributes to both the stylish look and optimised aerodynamics.
7. On the rear, 3008’s **‘high tail’ effect** provides both a dynamic look and rear view stance.
8. Full **LED rear lights** also display the **3-claw lighting signature**. On GT & DUAL MOTOR LAUNCH EDITION, using a 3D glass blades design, the rear LED lights are visible along the rear fenders.



PEUGEOT 3008

NEXT-LEVEL REFINED INTERIOR

The dynamic shape of 3008 front seats provides not only comfort but also a **cosy wrap-around lounge feeling**, accentuated by extensive textile decor from the dashboard, to the door panels and central arch. The careful attention to detail, elaborated by the PEUGEOT shield on front headrests (standard from GT) and the refined top stitching in the upholstery, is felt at every touch in the cabin.

On GT & DUAL MOTOR LAUNCH EDITION, the alcove zones of the dashboard and door panels feature a printed real aluminium decor, working in perfect harmony with the ambient lighting, bringing the cosy lounge feeling to the next level.

Ambient Lighting

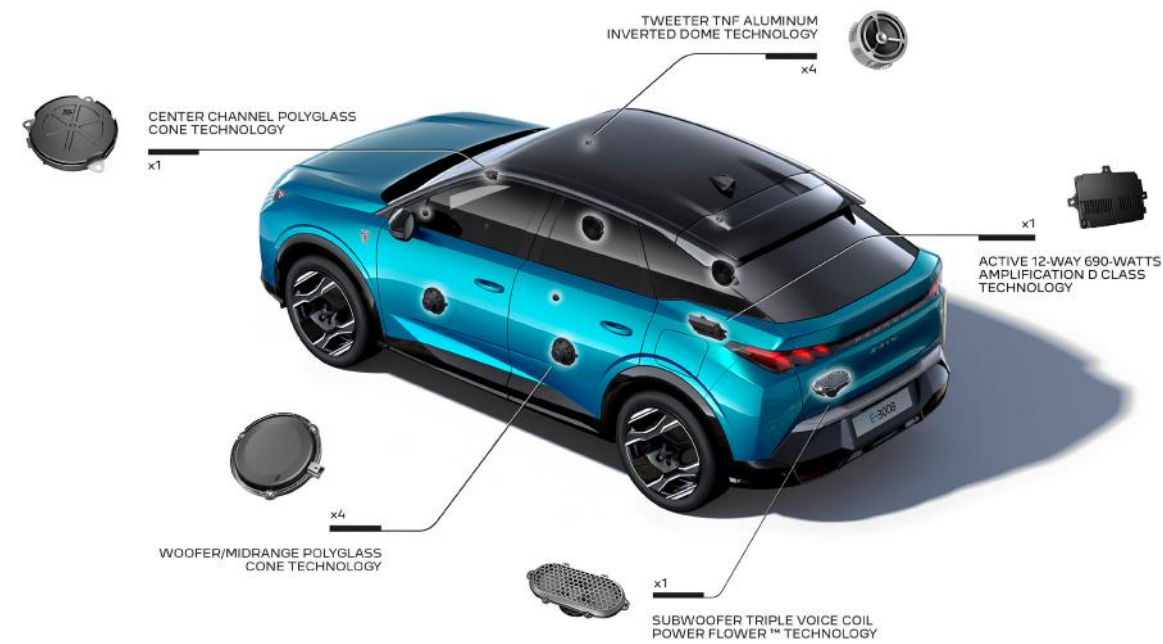
On GT, the strong appeal and technological character of the i-Cockpit are enhanced by the ambient lighting:

- Across the entire width of the dashboard and door panels, reflected on an elegant aluminium trim
- Under the 21" panoramic screen reinforcing its 'floating' effect
- Under the central arch, illuminating the central console
- Along the opening sunroof (if fitted)

Drive Modes are linked to ambient lighting; changing Drive Mode will change colour theme of the screens and ambient lighting colour in the cabin. Users can choose from 8 colours of ambient lighting.

	
Ice White	Aqua Blue
	
Kryptonite	Peugeot Blue
	
Obsession Blue	Glacier Blue
	
Lime Green	Quartz Pink

FOCAL® HI-FI PREMIUM SYSTEM



Hi-Fi Audio System & FOCAL® Premium Hi-Fi

3008 introduces a **new audio system**, which ensures excellent sound quality and a more immersive sound stage, through optimised cabin interior design, a new generation of audio components and latest digital processing algorithms.

The **FOCAL® Premium Hi-Fi System** (standard on DUAL MOTOR LAUNCH EDITION) takes audio experience to the next level. It consists of 10 new generation speakers, a new subwoofer and reinforced amplification. The 12-channel amplifiers, 8 of which have been boosted, deliver 690 watts of power. The expertise of French partner Arkamys in onboard signal processing is also utilised to deliver a premium audio experience.

Alcantara® Seats with Ultimate Comfort

Elevating luxury and comfort to the next level, 3008 can be specified with optional Alcantara® upholstery with electric seat adjustments.

On GT & DUAL MOTOR LAUNCH EDITION versions, in combination with Alcantara® upholstery, both front seats benefit from 10-way powered adjustment including lumbar support and seat cushion adjustment, massage function and heating for the rear seats. In addition adaptive bolsters are fitted to the front seats improving lateral comfort thanks to 2 pneumatic pockets located in the backrest's side bolsters. The driver and front passengers can inflate or deflate the adaptive bolsters to adjust the lateral size of their seats to suit their own body shape, or the driving conditions. Adaptive bolsters can be adjusted via the touchscreen.

The Alcantara® seats on GT & DUAL MOTOR LAUNCH EDITION (Driver & Passenger) versions have also been awarded the AGR seal of approval (Aktion für Gesunder Rücken), a well-known German association supported by doctors and therapists promoting research into preventing backache.



PEUGEOT 3008

PRACTICALITY WITH STYLE



Rear Seats Foldable with 40/20/40 Split

The rear seats have been designed to offer the best comfort for three passengers. The three separate backrests can be **individually folded with a 40/20/40 split**. The central backrest can be folded independently to provide a ski hatch function or for a long bulky load, while two adult passengers sit comfortably on the two outer rear seats. On GT, a **central armrest with two integrated cup-holders and smartphone holder** is integrated in the central backrest.



Quick Launch Function

When the cabin temperature is at 4° or below, a single press on the **Quick Launch** button sets the air-conditioning temperature to HIGH, turn on the Heated Steering Wheel (if fitted) and Heated Seats (if fitted), and sets the airflow to maximum level towards the feet.

When the cabin temperature is at 35° or above, pressing the button sets air-conditioning temperature to LOW, turns on the front Seat Ventilation (if fitted), sets the airflow to maximum level, towards the side and central air vents, and activates air recycling.

When cabin temperature is at 5°C to 35°C, pressing the button sets the air conditioning to ‘Auto Fast’ with temperature to 21°C and maximum airflow (with automatic air distribution).

Heat Pump

The heat pump system is an energy-saving air conditioning system (available as option on E-3008). When outside temperatures fall below 0°C, the Heat Pump can help save up to 40% energy when heating the cabin.

PEUGEOT 3008

PRACTICALITY WITH STYLE



Cabin Storage

3008 offers generous storage spaces throughout the cabin. There are up to 17 different storage spaces, with overall volume of nearly 34 litres. Storage places include glovebox, doors, central armrest, cup holders and **glasses storage box on the roof**. 3008 has also been designed to offer easy access to **smart storages from the front passenger seat**.



Handsfree Smart Electric Tailgate (foot operated)

Standard from GT, the Handsfree Smart Electric Tailgate can be opened and closed with a 'kicking motion' under the rear bumper. Conveniently, the tailgate can also be opened and closed using the dedicated button on the key fob or from the cabin.

Two-position Boot Floor

The height of the boot floor can be adjusted easily to two levels, according to individual needs, to prioritise overall volume or a flat floor for easy loading.

PEUGEOT 3008

NEXT-LEVEL DRIVING EXPERIENCE

SAFETY TECHNOLOGY

A host of advanced safety features are fitted on 3008, there to support your drive, providing you with extra awareness and extra peace of mind.

Pixel LED Headlights (standard from GT)

New PEUGEOT Pixel LED headlights combine **six different technologies on low beam management** and **high beam management, automatically adapting the headlight beams to the traffic conditions**, maintaining optimal lighting without hindering other road users (such as oncoming vehicles or vehicles in front).

Low Beam Management features

(enabled when ‘Adaptive Front Light System’ is activated in settings)

- **Static Bending Light (SBL):** provides additional illumination in road curves, right or left side, up to approximately 43mph.
- **Digital Bending Light (DBL):** moves the intensity of low beam light distribution in the direction of the road curve, at all speeds.
- **Advanced Front lighting System (AFS):** optimises the low beam distribution, depending on road type (e.g. city, town, motorway, etc.), weather condition (e.g. dry, rainy, foggy, etc.) and the driving speed.

High Beam Management features

(enabled when ‘Automatic High Beam System’ is activated in settings)

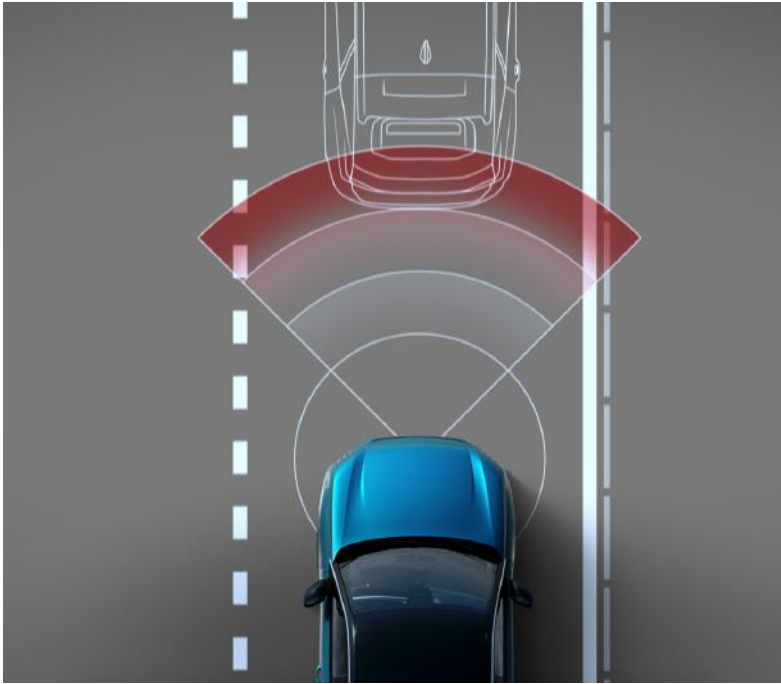
- **Glare Free High Beam (GFHB):** 3008 detects the horizontal left and right borders of vehicles ahead, considering their outside rear view mirrors, inclination when driving in curves and their dynamics. The headlights build a glare-free area around all vehicles existing inside 3008’s front illumination area, without generating glare to other road users.
- **Traffic Sign Anti-Glare (TSAG):** When 3008 detects strong reflector objects, then the headlights dim down the light intensity. The intensity is regulated to a constant level during the whole detection time for a better driver comfort.
- **High Beam Boost (HBB):** the headlights provide additional light intensity in the centre of the high beam area when driving at higher speeds and the traffic condition allows.



PEUGEOT 3008


NEXT-LEVEL DRIVING EXPERIENCE

SAFETY TECHNOLOGY



Active Safety Brake System
(standard on all versions)

An intelligent autonomous braking system designed to avoid a collision or limit its severity by reducing the vehicle’s speed. The system starts by displaying various levels of alert (visual, sound, or vibration) to the driver, depending on the risk of collision and the alert threshold selected by the driver. If the driver does not react quickly enough, the system brakes the car automatically.



Adaptive Cruise Control with Stop & Go
(standard from GT)

The ACC Stop & Go system, which can be controlled via steering wheel mounted controls, provides two key functions:

- Automatically maintains vehicle speed at the reference speed set by the driver
- Automatically adjusts vehicle speed to keep a safe distance from the vehicle in front, in line with the distance setting selected by the driver.



Lane Keeping Assist (standard on all versions)

This system is active at speeds over 40mph. The system monitors longitudinal lane markings on the ground. If a deviation is detected across a lane marking, the driver is alerted by a flashing indicator on the instrument panel and a sound signal.

As well as identifying lane drift, Active Lane Deviation Assist sets the car back on course. As soon as the system identifies a risk of accidentally crossing one of the marking lines detected on the ground, it gradually steers the vehicle in the opposite direction to keep it in its lane. An indicator on the instrument panel flashes while this corrective action is in progress.



Extended Traffic Sign Recognition (standard on all versions)

This system recognises speed signs along with most other traffic signs and displays them on the instrument panel for the driver. This function contributes to enforcing the Highway Code as well as increasing safety.

PEUGEOT 3008

NEXT-LEVEL DRIVING EXPERIENCE

SAFETY TECHNOLOGY



Long Range Blind Spot Monitoring
(standard on DUAL MOTOR LAUNCH EDITION)

This system warns the driver of vehicles approaching rapidly from the rear in adjacent lanes (up to around 75 meters) and of the presence of a vehicle in the blind spots, using rear corner radars along with windscreen-mounted camera. This information is conveyed to the driver with a LED that lights up in the exterior door mirror on the concerned side.



Rear Cross Traffic Alert
(standard on DUAL MOTOR LAUNCH EDITION)

For safe reversing, this system warns of approaching obstacles (pedestrian, cyclist, vehicle, etc.) in the vehicle’s blind spot zones using rear corner radars, when the car is in reverse gear with engine running.

At a speed of up to 5 mph, the system can detect an approaching obstacle with a detection range up to 40m.



Highway Assist 2.0
(standard on DUAL MOTOR LAUNCH EDITION)

This system combines **Adaptive Cruise Control (ACC Stop & Go)**, **Lane Positioning Assist**, **Semi-Automatic Lane Change** and **Recommended Speed Adaptation** to manage driving in semi-autonomous mode in specific conditions. The vehicle manages steering and speed.

Lane Positioning Assist
This intelligent system positions the car centrally in the lane of travel, applying left and right trajectory corrections accordingly, whilst the Adaptive Cruise Control maintains speed and distance from the traffic ahead.

Semi-Automatic Lane Change
This system assists the driver when changing lanes. This function is available at speeds between 40 mph and 110 mph and is activated when the driver turns on the indicator.

If the conditions necessary for the system to function are met, the message “OK?” is displayed in the instrument panel, accompanied by a sound signal. Once the driver presses the “OK” button on the steering wheel, semi-automatic lane change begins, the system steers the vehicle into the intended lane by small steering inputs to position it in the destination lane.

If the conditions necessary for the system to function are not met, the lines (representing the destination lane) are displayed in orange, accompanied by a sound signal. In this case, lane change manoeuvre is denied.

Recommended Speed Adaptation
This system detects the next speed limit sign, displays it in the background and proposes this new speed as **target reference speed for the ACC S&G**.

When a new speed limit is anticipated, the system displays the value and “OK?” flashes for a few seconds to offer to save it as the new speed reference. For additional safety, if rain is detected, the system offers a set speed lower than the new anticipated speed in order to adapt to the weather conditions.

Once the new speed target is accepted by the driver, by pressing the “OK” button on the steering wheel:

- If the target speed is lower than the previous one, the vehicle will slow down to the new speed at the sign.
- If the set speed is higher than the previous one, the vehicle accelerates to this new speed from the sign.

PEUGEOT 3008

NEXT-LEVEL DRIVING EXPERIENCE

LIVE THE POWER OF CHOICE

3008 is the first car within Stellantis Group to be built on the new **BEV-By-Design STLA Medium platform**, which is designed to deliver best-in-class electric range and energy efficiency.

Platform components, such as the cabin heating/cooling system, steering, braking assist and propulsion are designed to minimise energy consumption. Those efforts, combined with extensive use of lightweight and rigid materials, optimise vehicle range and deliver exemplary ride and handling performance.

CHOICE OF FOUR ELECTRIFIED POWERTRAINS

3008 is available with a choice of five electrified powertrains:

- ELECTRIC 210 with 73kWh battery
- LONG RANGE ELECTRIC 230 with 97kWh battery
- DUAL MOTOR ELECTRIC 325 with 73kWh battery
- PLUG-IN HYBRID 195 e-DSC7 with 21kWh battery
- HYBRID 145 e-DSC6 with 1.2L petrol engine and an electric motor powered by a battery that charges whilst driving

ELECTRIC 210 WITH 73KWH BATTERY

Battery

The 400 V 73kWh traction battery uses Lithium-Ion technology. It stores and supplies the energy required for the operation of the electric motor, air conditioning and heating. Its state of charge is represented by an indicator and a reserve power warning lamp on the instrument panel.

Electric Motor

The 213 hp electric motor provides propulsion in accordance with the selected driving mode and driving conditions. It recovers energy during vehicle braking and deceleration phases. This new-generation electric motor delivers more power and a better efficiency.

Warranty

8 year/100,000 mile (For 70% of original battery capacity).

Charging

3008 ELECTRIC versions are fitted with a 11kW tri-phase on board charger and supplied with Mode 3 type 2 cable for wall box charging.

- A full charge can be achieved in 7 hours when connected to a 11kW supply, or 10.5 hours with a 7kW supply.
- On a Rapid DC charger – 100kW or more (up to 160kW) – from a dedicated public terminal, 20-80% charged in 30 minutes.
- Charging is also possible using a Domestic (AC) 2.3 kW supply from a regular 3-pin plug socket, and an accessory charging cable available via a PEUGEOT retailer. A wallbox at home or Public Charging is highly recommended for your everyday convenient charging solution.

Battery performance and durability is optimised by limiting charging to 80% of the battery capacity in daily use. **The Smart Battery Management function** is activated in the touchscreen, and the **80% charge limitation is automatically managed by the vehicle.**

Before a long trip, this function can be disabled (either in the touchscreen or in the MyPEUGEOT App) to reach 100% charge and maximum range. The 80% charging limitation reactivates automatically for the next charging session.

Smart Battery limits charging to 80% with Mode 2 or Mode 3 charging only. When charging from a DC charger public terminal, the limitation does not apply in order to maximise charge and range.



PEUGEOT 3008

NEXT-LEVEL DRIVING EXPERIENCE

LIVE THE POWER OF CHOICE

3 Driving Modes

PEUGEOT 3008 features a drive mode selector on the centre console arch offering a choice of 3 driving modes; on ELECTRIC and HYBRID 145 e-DSC6 versions, these are:

- **Normal:** This is the default mode each time the vehicle is started.
- **Eco:** Offers a reduced energy consumption, reducing the performance of the heating and air conditioning without deactivating them and limiting power and torque. Full power and torque are available when the acceleration pedal is fully pressed ('kick down').
- **Sport:** Offers a more dynamic driving. Full power and torque are available.

On PLUG-IN HYBRID 195 e-DSC7 versions, the 3 driving modes are:

- **HYBRID:** This is the default mode each time the vehicle is started.
- **ELECTRIC:** Allows driving using only electrical energy. This mode is available as long as there is energy left in the battery. The vehicle automatically changes to 'HYBRID' mode when the battery gets empty.
- **Sport:** Offers a more dynamic driving. Electric power is used to supplement the petrol engine.

3 Regenerative Braking modes

The electrification of a vehicle has a real advantage over a conventional powertrain: the power flow is bidirectional. The electric motor can function both as an engine and as a generator.

When the electric motor is running in generator mode, it is able to **turn the kinetic energy into electricity to recharge the battery**. This process is called regenerative braking.

E-3008 offers **3 regenerative braking modes**, adjustable via steering wheel paddles, allowing a more or a less extensive regeneration of electricity to recharge the battery.

- **Low regeneration:** for sensations close to those of a combustion engine vehicle
- **Moderate regeneration:** for accentuated deceleration when the accelerator pedal is released.
- **Augmented regeneration:** for maximum deceleration when the accelerator pedal is released, and therefore maximum regeneration. In Moderate or Augmented Regenerative Braking mode, the system automatically activates the rear brake lights when the accelerator pedal is released.

EV Services via MyPEUGEOT App (E-3008)

Remote Charging: Control, plan, launch and check the vehicle's charge status remotely.

Remote Climate Control: Remotely plan and control the heating/ cooling of the cabin prior to departure, ensuring optimum comfort and electric range.

PEUGEOT CARE

PEUGEOT CARE delivers peace of mind by providing comprehensive cover for the electric motor, charging system, powertrain, and electrical and mechanical components for **up to 8 years, or 100,000 miles**, whichever comes first, from the date of registration, on PEUGEOT electric cars. It is in addition to the specific warranty offered by PEUGEOT on all its electric vehicle batteries, also lasting 8 years or 100,000 miles, to cover the entire vehicle. This makes PEUGEOT the first European brand to offer such extensive coverage on one of its models.

PEUGEOT CARE consists of 3 years standard manufacturer's warranty plus up to 5 years of special coverage, activated when you decide to maintain your car in the participating PEUGEOT network in line with our service programme. It is valid up to the next scheduled service and reactivated for vehicles up to 8 years old or 100,000 miles, whichever happens first. PEUGEOT CARE is available on new and UK ordered: E-208, E-2008, E-308, E-308 SW, E-3008, E-408, E-5008, E-Rifter and E-Traveller. PEUGEOT CARE does not affect your legal guarantee of conformity or the manufacturer warranty on your car. Please see full [terms & conditions](#).



PEUGEOT 3008

NEXT-LEVEL DRIVING EXPERIENCE

LIVE THE POWER OF CHOICE

PLUG-IN HYBRID 195 e-DSC7

The PLUG-IN HYBRID 195 e-DSC7 is a new generation of PLUG-IN HYBRID powertrain from STLA Medium platform. With a 21kWh battery, 3008 PLUG-IN HYBRID 195 e-DSC7 is able to deliver 52 miles of electric range, making it an ideal solution for tackling cities, towns, Low Emission Zones in zero-emission mode with complete peace of mind.

In normal driving, the petrol engine and electric motor work together or separately, to provide maximum power and torque required, to optimise fuel consumption and electrical energy, or to charge the traction battery.

HYBRID 145 e-DSC6

HYBRID 145 e-DCS6 is a 48V HYBRID combined with an electrified 6-speed dual-clutch transmission that develops a combined power of 145 hp (107 kW). It has a 0.9kWh battery located under the passenger’s front seat. In urban driving, 3008 can operate more than 50% of the time in 100% zero-emission electric mode. This significantly reduces fuel consumption and CO₂ emissions. This HYBRID technology requires no plug-in to charge the traction battery; charging during deceleration.




In normal driving, the petrol engine and electric motor work together or separately, to provide maximum power and torque required, to optimise fuel consumption and electrical energy, or to charge the traction battery.



PEUGEOT 3008

CHOOSE YOUR OPTIONS (1/3)




KEY: ● STANDARD ○ OPTIONAL — UNAVAILABLE

	OPTION CODE	 ALLURE	 GT	 DUAL MOTOR LAUNCH EDITION	Basic RRP £ Excluding VAT	VAT @ 20%	Total RRP £ Including VAT
PAINT							
Metallic Paint – Obsession Blue	M0DP	●	●	●	0.00	0.00	0.00
Metallic Paint – Nera Black (M09V), Titane Grey (M01J), Cumulus Grey (M0F4), Ingaro Blue (M07K), Okenite White (M0SU)	<---	○	○	○	625.00	125.00	750.00
SAFETY AND SECURITY							
Advanced Grip Control – 3 Driving Modes – Sand, Snow & Mud, and Hill Assist Descent Control (HADC) Includes 19” ‘LULEA’ alloy wheel on Electric & 19” ‘BREDA’ alloy wheel on HYBRID 145 e-DSC6 and 3PMSF Michelin Cross Climate 2 SUV Class A Tyres	DX02	○ (excl. PLUG-IN HYBRID)	○ (excl. PLUG-IN HYBRID)	—	250.00	50.00	300.00
Tyre Inflation Kit – Includes Compressor, tyre sealant & storage bag	LV03	○	○	○	16.67	3.33	20.00
COMFORT AND CONVENIENCE							
Heat Pump – Electric versions only	Z501	○	○	●	583.33	116.67	700.00
7.4 kW single-phase on board charger – PLUG-IN HYBRID versions only	LZ02	○	○	—	333.33	66.67	400.00
INTERIOR FEATURES							
‘AGR’* Driver’s Seat Pack & Front Seat Heating – includes: Driver’s Seat: - 10-way adjustment - Pneumatic lumbar adjustment - Powered cushion angle adjustment - Manual cushion nose adjustment - ‘AGR’ label Driver and Passenger Seats: 3-stage Heating *AGR – Aktion für Gesunder Rücken	WAGP	○	—	—	250.00	50.00	300.00

PEUGEOT 3008

CHOOSE YOUR OPTIONS (2/3)




KEY: ● STANDARD ○ OPTIONAL — UNAVAILABLE

	OPTION CODE	 ALLURE	 GT	 DUAL MOTOR LAUNCH EDITION	Basic RRP £ Excluding VAT	VAT @ 20%	Total RRP £ Including VAT
INTERIOR FEATURES							
Mistral black embossed Alcantara® Upholstery with Iced Clay stitching Includes Driver (D) and Passenger (P) Seat Pack (WAGT): - AGR** 10-Way electric adjustment of front seats (D+P) - Massaging Front Seats, 5 massage patterns & 3 intensities (D+P) - Adaptive Bolsters (D+P) - Memory function for Driver’s seat (D) - Heated Rear Seats (in addition to Heated Front Seats) *AGR - Aktion für Gesunder Rücken	X0FX	—	○	●	833.33	166.67	1,000.00
	4HFX	—	—	○	1,083.33	216.67	1,300.00
EXTERIOR FEATURES							
Tow Bar: removable with 13-pin harness and TSM (trailer sway mitigation) system. Includes upgraded cooling system Available on HYBRID versions only	AQ14	○	○	—	500.00	100.00	600.00
Tow Bar: removable with 13-pin harness and TSM (trailer sway mitigation) system Available on ELECTRIC & PLUG-IN HYBRID versions only	AQ05	○	○	○	416.67	83.33	500.00

PEUGEOT 3008

CHOOSE YOUR OPTIONS (3/3)

KEY: ● STANDARD ○ OPTIONAL — UNAVAILABLE

KEY: ● STANDARD ○ OPTIONAL — UNAVAILABLE							
OPTION CODE	 ALLURE	 GT	 DUAL MOTOR LAUNCH EDITION	Basic RRP £ Excluding VAT	VAT @ 20%	Total RRP £ Including VAT	
OPTION PACKS							
360° VISION & DRIVE ASSIST PACK: Drive Assist Pack (ZVGV) - Adaptive Cruise Control with Stop & Go - Long Range Blind Spot Monitoring - Rear Cross Traffic Alert (RCTA) - PEUGEOT Smartbeam — High Beam Assist 360° Vision (1G36) — 4 exterior cameras (1x front, 1x rear & 2x door mirror), Flank Guard Protection, Front Parking Sensors, Door Mirrors with Reverse Gear indexing and Blind Spot Monitoring indicator Heated Steering Wheel (I301)	J6QT	○	—	—	583.33	116.67	700.00
360° VISION & DRIVE ASSIST PACK: Drive Assist Pack (ZVJF) - Driver Attention Alert (DAA3) - Long Range Blind Spot Monitoring - Rear Cross Traffic Alert (RCTA) - Highway Assist 2.0 360° Vision (1G36) — 4 exterior cameras (1x front, 1x rear & 2x door mirror), Flank Guard Protection, Door Mirrors with Reverse Gear indexing and Blind Spot Monitoring indicator	ZVJF	—	○	●	500.00	100.00	600.00
SENSATION PACK: Panoramic Split Opening Spoiler Sunroof (TC22) — tinted with one touch control, electric retractable interior blind and 8-colour ambient lighting Inner glazed dimensions: 732 mm x 712mm (Opening glazed dimensions: 302mm x 712mm) Clean Cabin (O301) — optimised cabin air quality management system FOCAL® Premium Hi-Fi System (6F04) — 690W, 10 speakers (4x Tweeters, 4x Speakers, 1x Central Speaker, 1x Subwoofer), FOCAL® logo on Tweeter grilles. Includes laminated and acoustic front windows	J6B9	—	○	●	1,000.00	200.00	1,200.00

PEUGEOT 3008

PAINT & EXTERIOR STYLING

KEY: ● STANDARD ○ OPTIONAL — UNAVAILABLE

OPTION CODE		ALLURE	GT	DUAL MOTOR LAUNCH EDITION
METALLIC PAINT				
Obsession Blue	M0DP	●	●	●
Cumulus Grey	M0F4	○	○	○
Ingaro Blue	M07K	○	○	○
Okenite White	M0SU	○	○	○
Titane Grey	M01J	○	○	○
Nera Black	M09V	○	○	○
EXTERIOR STYLING				
Body Coloured Roof & Rear Spoiler	JD02	●	—	—
'Black Diamond' Roof & Rear Spoiler finished in Nera Black Metallic	JD20	—	●	●
'Orbital Gloss Black' Door Mirrors	—	●	●	●
'Grained Black' Lower Door Claddings & Wheel Arches	—	● (HYBRID)	● (HYBRID)	—
'Grained Black' Lower Door Claddings & Widened Wheel Arches	—	● (ELECTRIC & PLUG-IN HYBRID)	● (PLUG-IN HYBRID)	—
'Orbital Gloss Black' Lower Door Claddings & Widened Wheel Arches	—	—	● (ELECTRIC)	●



Obsession Blue



Cumulus Grey



Ingaro Blue



Okenite White



Titane Grey



Nera Black

PEUGEOT 3008

UPHOLSTERY OPTIONS

KEY: ● STANDARD ○ OPTIONAL — UNAVAILABLE

	ALLURE	GT		DUAL MOTOR LAUNCH EDITION
UPHOLSTERY OPTIONS				
Interior Ambience	Mistral Black Premium	Mistral Black Executive	Mistral Black Executive	Mistral Black Executive
Upholstery	‘RISPY’ embossed fabric with Quartz stitching and leather effect trim	Mistral black ‘UZIRIS’ fabric with Iced Clay stitching and leather effect trim	Mistral black embossed Alcantara® with Iced Clay stitching and leather effect trim	Mistral black embossed Alcantara® with Iced Clay stitching and leather effect trim
Trim code	W6FX	T5FX	X0FX	X0FX
Top-stitching	Quartz (light pink)	Iced Clay (light green)	Iced Clay (light green)	Iced Clay (light green)
Front head restraints featuring PEUGEOT shield	—	●	●	●
Seat trim availability	●	●	○	●



ALLURE – ‘RISPY’ embossed fabric



GT – Mistral black ‘UZIRIS’ embossed fabric



DUAL MOTOR LAUNCH EDITION – Mistral black embossed Alcantara®
(Optional on GT)

PEUGEOT 3008

WHEELS

KEY: ● STANDARD ○ OPTIONAL — UNAVAILABLE

	ALLURE	GT	DUAL MOTOR LAUNCH EDITION
WHEEL DESCRIPTION			
19" 'BREDA' Diamond Cut Alloy Wheels (ZHQM) Star Centre Cap – Orbital Black Tyres: 225/55 R19 103V	● (HYBRID 145 E-DSC6)	● (HYBRID 145 E-DSC6)	—
19" 'LULEA' Diamond Cut Alloy Wheels (ZHQP) Star Centre Cap – Orbital Black Tyres: 235/55 R19 105V	● (ELECTRIC & PLUG-IN HYBRID 195)	● (ELECTRIC & PLUG-IN HYBRID 195) (LONG RANGE ELECTRIC 230 IN CONJUNCTION WITH OPTIONAL GRIP CONTROL ONLY)	—
20" 'SOFIA' Diamond Cut Alloy Wheels (ZHQS) Matt Onyx Black & Gloss Onyx Black Inserts Star Centre Cap – Orbital Black Tyres: 235/50 R20 104V	—	● (LONG RANGE ELECTRIC 230)	●



19" 'BREDA' Alloy Wheel
(HYBRID)






19" 'LULEA' Alloy Wheel
(ELECTRIC & PLUG-IN HYBRID)






20" 'SOFIA' Alloy Wheel
(GT LONG RANGE ELECTRIC 230
& DUAL MOTOR LAUNCH EDITION)

PEUGEOT 3008
EQUIPMENT (1/5)

KEY: ● STANDARD ○ OPTIONAL — UNAVAILABLE




	 ALLURE	 GT	 DUAL MOTOR LAUNCH EDITION
SAFETY AND SECURITY			
ABS (Anti-lock Braking System) with EBD (Electronic Braking Distribution) and EBA (Emergency Braking Assistance)	●	●	●
Advanced Emergency Braking System with radar (AEBS3) providing night detection of pedestrians and cyclists	●	●	●
Post Collision Safety Brake (PCSB)	●	●	●
Airbags: Driver and front passenger airbags (includes passenger airbag deactivation function)	●	●	●
Airbags: Driver and front passenger side airbags	●	●	●
Airbags: Curtain airbags covering heads of front occupants and heads & shoulders of rear lateral occupants	●	●	●
Alarm – Perimeter, Volumetric and Anti-lift detection (Option to subscribe to Connected Alarm Services) – Thatcham Category 1	●	●	●
Locking wheel nuts	●	●	●
Automatic door locking when moving off	●	●	●
Automatic hazard light activation upon heavy brake application	●	●	●
AVAS: Acoustic Vehicle Alerting System. Generates a sound when travelling at low speed, audible outside the vehicle for pedestrian safety	●	●	●
Child locking functionality on rear doors (manual activation)	●	●	●
Deadlocking	●	●	●
Electronic code immobiliser – Thatcham Category 1	●	●	●
Exterior Door Lock (Passenger Door)	●	●	●
Electric Parking Brake	●	●	●
Hill Start Assist	●	●	●
Advanced Grip Control – 3 Driving Modes – Sand, Snow & Mud, and Hill Assist Decent Control (HADC)	○	○	—

○+ Available as part of an Option Pack

	 ALLURE	 GT	 DUAL MOTOR LAUNCH EDITION
Dynamic Stability Control (DSC) and Anti Slip Regulation (ASR)	●	●	●
Laminated Windscreen	●	●	●
Front optimised safety headrests and rear retractable headrests (x3), height-adjustable	●	●	●
Seatbelts – front and rear outer seats with pyrotechnic pretensioners and force limiters	●	●	●
Seatbelts – rear central seat with 3 point seatbelt	●	●	●
Seatbelts – reminder and unfastened on the move warning with audible and visual alert for front and rear seats	●	●	●
Front passenger seat detection	●	●	●
PEUGEOT SOS & Assistance	●	●	●
Front and rear disc brakes	●	●	●
Isofix child seat fittings (x2) outer rear seats, zipped cover	●	●	●
Programmable cruise control and speed limiter	●	●	●
Adaptive Cruise Control with 'Stop & Go'	○+	●	●
Long Range Blind Spot Monitoring (LCA)	○+	○+	●
Rear Cross Traffic Alert (RCTA)	○+	○+	●
Driver Attention Alert (DAA3)	●	●	●
Highway Assist 2.0 [with Semi-Automatic Lane Change (SALC) and Recommended Speed Adaptation (A-ISA)]	—	○+	●
Lane Keeping Assist	●	●	●
Speed limit & traffic sign recognition and recommendation	●	●	●
Puncture repair kit – includes 12V compressor, sealant and storage box	○	○	○




PEUGEOT 3008
EQUIPMENT (2/5)

KEY: ● STANDARD ○ OPTIONAL — UNAVAILABLE

	 ALLURE	 GT	 DUAL MOTOR LAUNCH EDITION
SAFETY AND SECURITY			
Tyre under-inflation monitoring and detection (indirect)	●	●	●
Exterior temperature indicator with ice warning	●	●	●
COMFORT AND CONVENIENCE			
Air conditioning	●	●	●
Cabin (HE) high efficiency filter (removes up to 92% of particles & 98% of mould & bacteria)	●	●	●
Clean Cabin – optimised cabin air quality management system	—	○ ⁺	●
Quick launch cabin heating/cooling function – also linked to heated steering wheel and heated and ventilated seats when specified	●	●	●
Dual Zone Climate Control with rear air vents	●	●	●
Cabin thermal pre-conditioning (activated in vehicle or via remote services) (ELECTRIC & PLUG-IN HYBRID)	●	●	●
Heat Pump (ELECTRIC only)	○	○	●
PEUGEOT Open & Go (Proximity Keyless Entry with Push Button Start)	●	●	●
Electric parking brake	●	●	●
Electric power steering with reach and rake manually adjustable steering column	●	●	●
Manual gear changes via steering mounted paddles (HYBRID & PLUG-IN HYBRID)	●	●	—
Enhanced 3 stage regenerative braking via steering wheel mounted paddles (ELECTRIC only)	●	●	●
Driving mode selector with configurable ambient lighting	●	●	●




* Additional terms and conditions apply to connected services, including customer acceptance of location sharing prior to activation.
^ Subject to subscription – after you have taken delivery of your vehicle, please subscribe on: https://services-store.peugeot.co.uk/
* For vehicles registered from 1st July 2025, e-Remote Control (Remote Charging, Remote Climate Control) and e-ROUTES are included with a free 10-year subscription. The features are available via the MyPEUGEOT app.

○⁺ Available as part of an Option Pack




	 ALLURE	 GT	 DUAL MOTOR LAUNCH EDITION
Electrochrome rear view mirror	●	●	●
PEUGEOT i-Cockpit®: 21" HD panoramic curved display incorporating instrument panel and touchscreen with 3-colour themes	●	●	●
PEUGEOT i-Cockpit®: Compact split leather multifunction steering wheel with gloss black and satin chrome detailing	●	—	—
PEUGEOT i-Cockpit®: Compact heated multifunction steering wheel finished in full grain leather with coloured stitching, gloss black and satin chrome detailing	○ ⁺	—	—
PEUGEOT i-Cockpit®: Compact heated multifunction steering wheel finished in full grain leather with 'Iced Clay' stitching, gloss black and satin chrome detailing & 'GT' badge	—	●	●
Multifunction trip computer	●	●	●
"Arch" design central console with concealed storage	●	●	●
Central front armrest with ventilated storage compartment and LED lighting	●	●	●
Grab handles (x4), dampened and retractable	●	●	●
Acoustic windscreen	●	●	●
Flat blade wipers with 'magic wash' integrated nozzles	●	●	●
Laminated and acoustic front windows	—	○ ⁺	●
Electric Windows Front & Rear with 'one touch'	●	●	●
Door Mirrors – electric adjustment, heated, power folding, welcome lighting and integrated LED indicators	●	●	●
Door Mirrors with Reverse Gear indexing and Blind Spot Monitoring indicator	○ ⁺	○ ⁺	●
Dark tinted privacy glass for rear doors, tailgate and quarter windows	●	●	●

PEUGEOT 3008
EQUIPMENT (3/5)

KEY: ● STANDARD ○ OPTIONAL — UNAVAILABLE




	 ALLURE	 GT	 DUAL MOTOR LAUNCH EDITION
COMFORT AND CONVENIENCE			
Tailgate with heated rear window	●	●	●
Handsfree Smart Electric Tailgate (foot operated)	—	●	●
Rear Parking Sensors	●	●	●
Front Parking Sensors	○ ⁺	●	●
Reversing Camera with camera washing function	●	●	●
360° HD Cameras (1x front, 1x rear & 2x door mirror)	○ ⁺	○ ⁺	●
Flank Guard Protection	○ ⁺	○ ⁺	●
11kW tri-phase on board charger (ELECTRIC only)	●	●	●
3.7kW single-phase on board charger (PLUG-IN HYBRID only)	●	●	—
7.4 kW single-phase on board charger (PLUG-IN HYBRID only)	○	○	—
Mode 3 type 2 cable for wall box charging (ELECTRIC)	●	●	●
Mode 2 cable for domestic socket charging (PLUG-IN HYBRID)	●	●	—
Remote charge management via MyPEUGEOT App (ELECTRIC & PLUG-IN HYBRID)	●	●	●
PEUGEOT e-Remote Control*^ — vehicle charging and cabin pre-conditioning (ELECTRIC & PLUG-IN HYBRID)	●	●	●
2x Keys (lock, unlock, boot release functions with concealed key)	●	●	●
2x 12V sockets (Cabin front and boot — all compatible with tyre inflation compressor)	●	●	●

○⁺ Available as part of an Option Pack




	 ALLURE	 GT	 DUAL MOTOR LAUNCH EDITION
INTERIOR FEATURES			
Driver pedals with aluminium finish	●	●	●
Driver footrest	●	●	●
Textile Decor for dashboard, door panels and central console arch	●	●	●
'Graphene' carbon effect dashboard and front door panel 'alcove' décor	●	—	—
Aluminium printed dashboard and front door panel 'alcove' décor	—	●	●
'e-Toggle' compact gear selector mounted on dashboard	●	●	●
8-colour ambient lighting (under panoramic display, central console & sunroof if specified)	●	—	—
Ambient lighting linked to Drive Mode	●	●	●
8-colour extended ambient lighting (under panoramic display, central console, sunroof if specified, across dashboard, & front door panels)	—	●	●
LED front and rear roof lighting	●	●	●
LED footwell lighting	●	●	●
LED Illuminated driver and passenger concealed sunvisor mirrors	●	●	●
LED boot lighting	●	●	●
Glasses storage box, roof mounted	●	●	●
Electrochrome Rear View Mirror	●	●	●
Glovebox with LED lighting	●	●	●
Centre console twin cup holders	●	●	●
Rear central armrest with two cupholders and smartphone holder	—	●	●
Luggage cover	●	●	●
40/20/40 folding rear seat backrest with fixed base	●	●	●

PEUGEOT 3008
EQUIPMENT (4/5)

KEY: ● STANDARD ○ OPTIONAL — UNAVAILABLE




	 ALLURE	 GT	 DUAL MOTOR LAUNCH EDITION
INTERIOR FEATURES			
Interior door handles with chrome finish	●	●	●
Dynamic front seats, height adjustable	●	●	●
Seating: 'RISPY' embossed fabric with Quartz stitching and leather effect trim	●	—	—
Seating: 'UZIRIS' embossed fabric with leather effect seat trim	—	●	—
Driver seat lumbar manual adjustment	—	●	●
Heated front seats	○ ⁺	●	●
Heated rear seats (*in conjunction with Alcantara® Seat X0FX)	—	○ [*]	●
Front seats — 10-way powered, with massage function and adaptive bolsters (*in conjunction with Alcantara® Seat X0FX)	—	○ [*]	●
AGR^ Driver's Seat Pack & Front Seat Heating	○	—	—
Seating: Black Embossed Alcantara® Seats with Driver & Passenger Seat Pack	—	○	●
Luxury front and rear carpet mats with 'Iced Clay' stitching	—	●	●
Stainless steel 'PEUGEOT' door sill trims	—	●	●
Adjustable 2-position boot floor with 4x luggage tie-down rings and 2x bag hooks	●	●	●
Interior ambience 'Mistral' black pillars and headlining	●	●	●

○⁺ Available as part of an Option Pack




	 ALLURE	 GT	 DUAL MOTOR LAUNCH EDITION
EXTERIOR FEATURES			
19" 'BREDA' diamond cut alloy wheels (HYBRID only)	●	●	—
19" 'LULEA' diamond cut alloy wheels (ELECTRIC & PLUG-IN HYBRID)	●	●	—
20" 'SOFIA' diamond cut alloy wheels (*LONG RANGE ELECTRIC 230 ONLY)	—	● [*]	●
Body coloured front grille	●	●	●
Body coloured exterior door handles	●	●	●
Body coloured roof and 'floating effect' rear spoiler	●	—	—
'Black Diamond' roof and 'floating effect' rear spoiler	—	●	●
Roofline, lower front bumper and rear bumper trims in Meteor Grey	●	●	●
'3008' model designation badges front and rear in Basalt Grey	●	●	●
'HYBRID' rear badging in Basalt Grey (HYBRID only)	●	●	—
'PLUG-IN' rear badging in Basalt Grey (PLUG-IN HYBRID only)	●	●	—
'Long Range' rear badging in Basalt Grey (LONG RANGE ELECTRIC 230 ONLY)	●	●	—
'DUAL MOTOR' rear badging in Basalt Grey (DUAL MOTOR only)	—	—	●
Metallic paint — Obsession Blue	●	●	●
'Orbital' black door mirrors	●	●	●
Gloss black B-Pillar	●	●	●
Gloss back connecting strip between rear lights	●	●	●
Lower door claddings & wheel arch protection	●	●	●
'Gloss Black' lower door claddings (ELECTRIC only)	—	●	●
Widened wheel arches (Electric & PLUG-IN HYBRID)	—	●	●

PEUGEOT 3008
EQUIPMENT (5/5)

KEY: ● STANDARD ○ OPTIONAL — UNAVAILABLE

	 ALLURE	 GT	 DUAL MOTOR LAUNCH EDITION
EXTERIOR FEATURES			
PEUGEOT shield on front wings	—	●	●
Panoramic Split Opening Spoiler Sunroof – tinted with one touch control, electric retractable interior blind and 8-colour ambient lighting	—	○ ⁺	●
Tow Bar: removable with 13-pin harness and TSM (trailer sway mitigation) system	○	○	○
LIGHTING AND VISIBILITY			
Automatic headlamp activation	●	●	●
Automatic windscreen wiper activation with interval wiping intensity control	●	●	●
LED exterior lighting	●	●	●
PEUGEOT '3-claw' signature front and rear daytime running lights (DRLs)	●	●	●
Eco LED Headlights and front and rear signature daytime running lights	●	—	—
Pixel LED Technology headlights with adaptive high beam assist	—	●	●
LED rear lights with 3D glass blades design	—	●	●
LED 3D PEUGEOT signature 'Claw Effect' lights (with daylight function and sequential 'welcome sequence' upon unlocking the vehicle)	—	●	●
PEUGEOT Smartbeam – High Beam Assist	○ ⁺	●	●

○⁺ Available as part of an Option Pack

	 ALLURE	 GT	 DUAL MOTOR LAUNCH EDITION
IN CAR ENTERTAINMENT			
PEUGEOT i-Connect® Advanced: - HD fully customisable touch screen - Connected navigation** with TomTom Live Updates & Speedcam alerts (6-months subscription included) and 'Over The Air' map updates - DAB (Digital Audio Broadcasting) Radio - AM/FM bi-tuner - Wireless MirrorScreen (Apple CarPlay & Android Auto) - Bluetooth with two microphones (connect up to 2 phones) - Voice recognition with "OK PEUGEOT" command using natural language - Driver profile setting (up to 8 available) - USB-C Sockets (2x Front & 2x Rear) - 6 Speakers (2 front tweeters, 2 front door speakers & 2 rear door speakers)	●	●	●
FOCAL® Premium Hi-Fi System – 690W, 10 speakers (4x Tweeters, 4x Speakers, 1x Central Speaker, 1x Subwoofer), FOCAL® logo on Tweeter grilles	—	○ ⁺	●
Smartphone Wireless Charger (15 Watts) with status light and ambient lighting	●	●	●
Customisable virtual 'i-Toggle' display (10 i-Toggles available plus Home button)	●	●	●

* Additional terms and conditions apply to connected services, including customer acceptance of location sharing prior to activation.
^ Subject to subscription – after you have taken delivery of your vehicle, please subscribe on: <https://services-store.peugeot.co.uk/>
* For vehicles registered from 1st July 2025, e-Remote Control (Remote Charging, Remote Climate Control) and e-ROUTES are included with a free 10-year subscription. The features are available via the MyPEUGEOT app.

PEUGEOT 3008

TECHNICAL SPECIFICATION (1/5)

KEY: ● STANDARD — UNAVAILABLE

	ELECTRIC		
	ELECTRIC 73 kWh 210	ELECTRIC 97kWh 230	DUAL MOTOR ELECTRIC 73 kWh 325
ELECTRIC MOTOR & BATTERY			
Maximum power hp (kW)	213 (157) from 4370 to 14000 rpm	231 (170)	325 (239) @ 104 to 6,000 rpm on Front Motor / 14,000 rpm on Rear Motor
Maximum torque lb/ft (Nm @ RPM)	253 (343 from 250 to 4370 rpm)	253 (343 from 250 to 4370 rpm)	Front : 253 (343) @ 250 to 4,370 Rear : 122 (166) @ 1 000 to 4,375
Usable Battery Capacity (kWh)	73	96.9	73
Electric Motor Technology	Synchronous with permanent magnet	Synchronous with permanent magnet	Synchronous with permanent magnet
Battery Technology	Lithium-ion NMC	Lithium-ion NMC	Lithium-ion NMC
Battery Voltage	400V	400V	400V
Battery Warranty	8 years or 100,000 miles for 70% of capacity	8 years or 100,000 miles for 70% of capacity	8 years or 100,000 miles for 70% of capacity
CITY Electric Range WLTP (miles)	319-415	up to 560	up to 372
COMBINED Electric Range WLTP (miles)	258-326	up to 435	up to 303
Charging Time from 20% to 80% (with 11kW supply) — Standard cable (Mode 3 Type 2)	4H30	6H30	4H30
Regenerative Braking Modes	Low, Moderate, Enhanced (Steering Wheel Paddle controlled)	Low, Moderate, Enhanced (Steering Wheel Paddle controlled)	Low, Moderate, Enhanced (Steering Wheel Paddle controlled)
On Board Charger (kW)	11kW Tri-phase	11kW Tri-phase	11kW Tri-phase
DC Maximum Capacity (kW Max)	160	160	160
Charging time DC Super Charger (minutes) – 20-80%	30	27	30
TRANSMISSION			
Type	Single-speed automatic gearbox	Single-speed automatic gearbox	Single-speed automatic gearbox
Ratio	9,77	TBC	TBC

The fuel consumption achieved, and CO₂ produced, in real world conditions will depend upon a number of factors including, but not limited to: the accessories fitted (pre and post registration); variations in weather; driving styles and vehicle load. The WLTP (Worldwide Harmonised Light Vehicles Test Procedure) is used to measure fuel consumption and CO₂ figures.

Figures shown are for comparison purposes and should only be compared to the fuel consumption and CO₂ values of other cars tested to the same technical standard.

^ ‘LOW’: Low speed city driving, representative of city centre driving, maximum 35mph.
^^ ‘MEDIUM’: Medium speed town driving, representative of town or suburban driving, maximum 50mph.
^^^ ‘HIGH’: High speed rural driving, representative of A-road or dual carriageway driving, maximum 60mph.
^* ‘EXTRA HIGH’: Extra High speed motorway driving, representative of a typical European motorway, maximum 81mph.
^*^ ‘COMBINED’: A mixed journey average of all elements.

Figures quoted reflect a range of configurations (including non-UK market vehicles) and are subject to changes resulting from ongoing product development, range evolutions, testing and evaluations.



PEUGEOT 3008

TECHNICAL SPECIFICATION (2/5)

KEY: ● STANDARD — UNAVAILABLE

	ELECTRIC		
	ELECTRIC 73 kWh 210	ELECTRIC 97kWh 230	DUAL MOTOR ELECTRIC 73 kWh 325
SUSPENSIONS AND TYRES			
Front suspension	Independent wheels – Pseudo MacPherson axle, coil springs and integrated hydraulic dampers	Independent wheels – Pseudo MacPherson axle, coil springs and integrated hydraulic dampers	Independent wheels – Pseudo-Mac Pherson axle, coil springs and integrated hydraulic dampers
Rear suspension	Independent wheels – Multi-link axle, hydraulic dampers	Independent wheels – Multi-link axle, hydraulic dampers	Independent wheels – Multi-link axle, hydraulic dampers
Size – 19" tyres	235/55 R19 105V	235/55 R19 105V	—
Size – 20" tyres	—	235/50 R20 104V	235/50 R20 104V
Turning diameter between pavements (m)	10.6	10.6	10.6
BRAKES			
Front and rear discs	Front 365x37mm / Rear 356x26mm	Front 365x37mm / Rear 356x26mm	Front 365x37mm / Rear 356x26mm
PERFORMANCE			
Maximum speed (mph)	105	106	112
Acceleration 0-62 mph driver only (sec)	8.8	8.7	6.0
VEHICLE WEIGHT INFORMATION (KG)			
Gross vehicle weight	2,640	2,690	2,720
Mass in service	2,242	2,297	2,360
Kerb weight	2,108	2,166	2,262
Maximum braked trailer weight -12% Slope (up to 37°C ambient)	1,250	1,200	1,350
SERVICE SCHEDULE			
Interval	Initial operation 8,000 miles / 1 year, first scheduled service 16,000 miles / 2 years, then every 16,000 miles / 2 year thereafter	Initial operation 8,000 miles / 1 year, first scheduled service 16,000 miles / 2 years, then every 16,000 miles / 2 year thereafter	Initial operation 8,000 miles / 1 year, first scheduled service 16,000 miles / 2 year, then every 16,000 miles / 2 years
INSURANCE CODES			
Allure	32E	33E	—
GT	33E	35E	—
DUAL MOTOR LAUNCH EDITION	—	—	40E

The fuel consumption achieved, and CO₂ produced, in real world conditions will depend upon a number of factors including, but not limited to: the accessories fitted (pre and post registration); variations in weather; driving styles and vehicle load. The WLTP (Worldwide Harmonised Light Vehicles Test Procedure) is used to measure fuel consumption and CO₂ figures.

Figures shown are for comparison purposes and should only be compared to the fuel consumption and CO₂ values of other cars tested to the same technical standard.

^ ‘LOW’: Low speed city driving, representative of city centre driving, maximum 35mph.

^^ ‘MEDIUM’: Medium speed town driving, representative of town or suburban driving, maximum 50mph.

^^^ ‘HIGH’: High speed rural driving, representative of A-road or dual carriageway driving, maximum 60mph.

^* ‘EXTRA HIGH’: Extra High speed motorway driving, representative of a typical European motorway, maximum 81mph.

^*^ ‘COMBINED’: A mixed journey average of all elements.

Figures quoted reflect a range of configurations (including non-UK market vehicles) and are subject to changes resulting from ongoing product development, range evolutions, testing and evaluations.



PEUGEOT 3008

TECHNICAL SPECIFICATION (3/5)

KEY: — UNAVAILABLE

	HYBRID	PLUG-IN HYBRID
	HYBRID 145 e-DSC6 6-speed Dual Shift Clutch Automatic Transmission	PLUG-IN HYBRID 195 e-DSC7 7-speed Dual Shift Clutch Automatic Transmission
PETROL ENGINE		
Cubic capacity (cc)	1199	1598
Maximum power hp (kW)	136 (100) @ 5500	150 (110) @5500
Maximum torque lb/ft (Nm)	170 (230) @ 1750	221 (300) @ 1750
Injection Type	Direct	Direct
Service Interval	16,000 miles or 1 year	16,000 miles or 1 year
ELECTRIC MOTOR & BATTERY		
Electric motor (integrated with the e-DSC gearbox)	1 at the front	1 at the front
Battery Voltage (V)	48	360
Maximum power hp (kW) @ RPM	22 (16) @ 4264	125 (92) @ 9000
Maximum torque lb/ft (Nm) @ RPM	37 (51) @ 750 to 2499	87 (118) @ 300 – 7320
Electric Motor Technology	—	Synchronous with permanent magnet
Battery Technology	Lithium-ion NMC	Lithium-ion NMC
Battery Warranty	—	8 year traction battery warranty
Usable Battery Capacity (kWh)	0.4	17.9
CITY Electric Range WLTP (miles)	—	50 - 64
COMBINED Electric Range WLTP (miles)	—	39 - 55
On Board Charger (kW)	—	3.7
Charging Time from 0 to 100% with 3.7kW supply – standard cable (Mode 3 Type 2)	—	5H30
ENGINE & ELECTRIC MOTOR COMBINED		
Maximum power hp (kW)	145 (107)	195 (143)
Maximum torque lb/ft (Nm)	170 (230)	258 (350)
TRANSMISSION		
Type	Automatic, Front wheel drive	Automatic, Front wheel drive
Number of gears	6	7

The fuel consumption achieved, and CO₂ produced, in real world conditions will depend upon a number of factors including, but not limited to: the accessories fitted (pre and post registration); variations in weather; driving styles and vehicle load. The WLTP (Worldwide Harmonised Light Vehicles Test Procedure) is used to measure fuel consumption and CO₂ figures.

Figures shown are for comparison purposes and should only be compared to the fuel consumption and CO₂ values of other cars tested to the same technical standard.

^ ‘LOW’: Low speed city driving, representative of city centre driving, maximum 35mph.

^^ ‘MEDIUM’: Medium speed town driving, representative of town or suburban driving, maximum 50mph.

^^^ ‘HIGH’: High speed rural driving, representative of A-road or dual carriageway driving, maximum 60mph.

^* ‘EXTRA HIGH’: Extra High speed motorway driving, representative of a typical European motorway, maximum 81mph.

^*^ ‘COMBINED’: A mixed journey average of all elements.

Figures quoted reflect a range of configurations (including non-UK market vehicles) and are subject to changes resulting from ongoing product development, range evolutions, testing and evaluations.



PEUGEOT 3008

TECHNICAL SPECIFICATION (4/5)

KEY: — UNAVAILABLE

	HYBRID	PLUG-IN HYBRID
	HYBRID 145 e-DSC6 6-speed Dual Shift Clutch Automatic Transmission	PLUG-IN HYBRID 195 e-DSC7 7-speed Dual Shift Clutch Automatic Transmission
VEHICLE WEIGHT INFORMATION (KG)		
Gross vehicle weight	2,080	2,420
Mass in service	1,695	2,029
Kerb weight	1,573	1,905
Gross train weight	3,080	3,970
Maximum braked trailer weight (with factory-fitted Tow Bar) (up to 37°C ambient)	1,000 (1,200)	1,550
Maximum tow ball weight	80	80
PERFORMANCE INFORMATION (Driver Only)		
Maximum speed (mph)	125	137
Acceleration 0-62 mph driver only (sec)	10.2	7.8
FUEL CONSUMPTION AND EMISSIONS (WLTP V. High – V. Low Fuel Consumption)		
Fuel Consumption: Low MPG (litres/100km) ^	48.6 (5.8) - 55.8 (5.1)	TBC
Fuel Consumption: Medium MPG (litres/100km) ^^	46.7 (6.0) - 56.6 (5.0)	TBC
Fuel Consumption: High MPG (litres/100km) ^^^	51.0 (5.5) - 60.1 (4.7)	TBC
Fuel Consumption: Extra High MPG (litres/100km) ^*	38.3 (7.4) - 44.7 (6.3)	TBC
Fuel Consumption: Combined MPG (litres/100km) ^*^	44.6 (6.3) - 52.5 (5.4)	212.7 (1.3) - 356.2 (0.8)
Carbon Dioxide (CO ₂) emissions Combined (g/km)	122 - 143	18 - 30
FUEL		
Capacity (litres)	55	55
REGULATED EMISSIONS		
Carbon monoxide (mg/km)	343.1	202.4
Total hydrocarbons (mg/km)	20.2	25
Nitrogen Oxides (mg/km)	28.2	4.3
Particulate Matter (mg/km)	0.31	0.08

The fuel consumption achieved, and CO₂ produced, in real world conditions will depend upon a number of factors including, but not limited to: the accessories fitted (pre and post registration); variations in weather; driving styles and vehicle load. The WLTP (Worldwide Harmonised Light Vehicles Test Procedure) is used to measure fuel consumption and CO₂ figures.

Figures shown are for comparison purposes and should only be compared to the fuel consumption and CO₂ values of other cars tested to the same technical standard.

^ 'LOW': Low speed city driving, representative of city centre driving, maximum 35mph.

^^ 'MEDIUM': Medium speed town driving, representative of town or suburban driving, maximum 50mph.

^^^ 'HIGH': High speed rural driving, representative of A-road or dual carriageway driving, maximum 60mph.

^* 'EXTRA HIGH': Extra High speed motorway driving, representative of a typical European motorway, maximum 81mph.

^*^ 'COMBINED': A mixed journey average of all elements.

Figures quoted reflect a range of configurations (including non-UK market vehicles) and are subject to changes resulting from ongoing product development, range evolutions, testing and evaluations.



PEUGEOT 3008

TECHNICAL SPECIFICATION (5/5)

KEY: — UNAVAILABLE

	HYBRID	PLUG-IN HYBRID
	HYBRID 145 e-DSC6 6-speed Dual Shift Clutch Automatic Transmission	PLUG-IN HYBRID 195 e-DSC7 7-speed Dual Shift Clutch Automatic Transmission
BRAKES		
Front and rear discs	Front 304mm / Rear 290mm	Front 365x37 mm / Rear 356x26 mm
SUSPENSION AND TYRES		
Front suspension	Pseudo MacPherson	Pseudo MacPherson
Rear suspension	Twist-Beam Axle	Twist-Beam Axle
Size – 19” tyres	225/55 R19 103V	235/55 R19 105V
INSURANCE CODES		
Allure	22E	32E
GT	24E	33E

The fuel consumption achieved, and CO₂ produced, in real world conditions will depend upon a number of factors including, but not limited to: the accessories fitted (pre and post registration); variations in weather; driving styles and vehicle load. The WLTP (Worldwide Harmonised Light Vehicles Test Procedure) is used to measure fuel consumption and CO₂ figures.

Figures shown are for comparison purposes and should only be compared to the fuel consumption and CO₂ values of other cars tested to the same technical standard.

^ ‘LOW’: Low speed city driving, representative of city centre driving, maximum 35mph.

^^ ‘MEDIUM’: Medium speed town driving, representative of town or suburban driving, maximum 50mph.

^^^ ‘HIGH’: High speed rural driving, representative of A-road or dual carriageway driving, maximum 60mph.

^* ‘EXTRA HIGH’: Extra High speed motorway driving, representative of a typical European motorway, maximum 81mph.

^*^ ‘COMBINED’: A mixed journey average of all elements.

Figures quoted reflect a range of configurations (including non-UK market vehicles) and are subject to changes resulting from ongoing product development, range evolutions, testing and evaluations.



PEUGEOT 3008


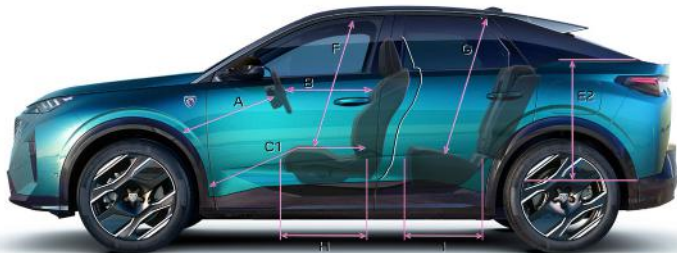

DIMENSIONS

EXTERNAL DIMENSIONS	
Length (mm)	4542
Width (mm)	1895
Height (mm)	1641
Wheelbase (mm)	2739
Front / rear overhang (mm)	940/863
Front / rear track width (mm)	1630/1636

EXTERNAL DIMENSIONS FOR PARKING	
Width with front / rear doors open (mm)	3680/3526
Width with door mirrors open / folded (mm)	2108/1934

INTERNAL DIMENSIONS	
Number of seats	5
Front / rear elbow room (mm)	1492.5/1428.6
Front / rear shoulder room (mm)	1452/1464
Front / rear head room (mm)	921.5/884.6

BOOT, STORAGE & FUEL TANK	
Length with rear seat back up (mm)	925
Width between wheel housings (mm)	1030
Min. boot volume (litres)	588
Max. boot volume (litres)	1663
Fuel tank capacity HYBRID & PLUG-IN HYBRID (litres)	55



520 dm3 VDA
588 L



1480 dm3 VDA
1663 L

A	738.5	E2	589	I	468
B	600	E4	779	J	1452
C1	854	F	921.5	K	1492.5
E	925	G	884.6	L	1428.6
E1	1030	H	469.6	M	1464

PEUGEOT 3008

SERVICE CONTRACTS

PEUGEOT OFFER TWO LEVELS OF SERVICE PLAN CONTRACTS

What’s included:

- PEUGEOT Service Plans offer complete assurance that all your servicing costs will be completely covered for the duration of the plan
- We offer PEUGEOT Service Plans for up to five years with many mileage options
- One-off up front or monthly direct debit payment options available
- All packages are affordable and inflation proof, which means they will remain at a fixed cost for the duration of the plan.

Monthly price examples*:

3008 ELECTRIC & HYBRID 145 E-DSC6

36 Months / 30,000 Miles	48 Months / 40,000 Miles	60 Months / 50,000 Miles
£18.71 per month	£23.21 per month	£22.03 per month

*Price examples based on a mileage of 10,000 per annum, include VAT and correct as of November 2023.

A PEUGEOT Service Plan can be purchased up to 12 months after registration date. The prices quoted above are indicative, for a bespoke quote please contact your local PEUGEOT Retailer. If the plan is taken out after the date of registration an additional payment will be required to cover this starting period.

Any normal wear and tear maintenance work such as replacement of tyres, brake pads, brake discs, clutches, shock absorbers, wipers, batteries, bulbs, silencer, exhausts and windscreens are excluded. Servicing must be carried out by a PEUGEOT Authorised Repairer in the UK. PEUGEOT Motor Company reserve the right to change, amend or withdraw this product at any time.



EXTENDED PEUGEOT ASSISTANCE*

What’s included: Extension of your PEUGEOT Assistance Cover:

- Offers you the opportunity to extend PEUGEOT Assistance up to a further two years

Cover includes:

- PEUGEOT Assistance from Home
- PEUGEOT Roadside Assistance
- PEUGEOT Recovery
- PEUGEOT Onward Travel
- PEUGEOT European Cover

TO FIND OUT ABOUT EXTENDING YOUR PEUGEOT ASSISTANCE COVER
CALL 0800 294 0294

*Excludes non-vehicle induced faults.

PEUGEOT 3008

FURTHER INFORMATION

MANUFACTURERS RECOMMENDED RETAIL PRICE ON THE ROAD (INCLUDES THE FOLLOWING FROM 1ST APRIL 2025)							
TAX BAND	CO ₂ (g/km)	FIRST YEAR VED ALTERNATIVE FUEL, PETROL & DIESEL (RDE2)	ANNUAL STANDARD RATE	FIRST REG FEE	DELIVERY CHARGE	VAT @ 20% ON DELIVERY	TOTAL OTR COSTS ALTERNATIVE FUEL, PETROL & DIESEL (RDE2)
A	0	£10.00	£195.00	£55.00	£825.00	£165.00	£1,055.00
B	1-50	£110.00	£195.00	£55.00	£825.00	£165.00	£1,155.00
C	51-75	£130.00	£195.00	£55.00	£825.00	£165.00	£1,175.00
D	76-90	£270.00	£195.00	£55.00	£825.00	£165.00	£1,315.00
E	91-100	£350.00	£195.00	£55.00	£825.00	£165.00	£1,395.00
F	101-110	£390.00	£195.00	£55.00	£825.00	£165.00	£1,435.00
G	111-130	£440.00	£195.00	£55.00	£825.00	£165.00	£1,485.00
H	131-150	£540.00	£195.00	£55.00	£825.00	£165.00	£1,585.00
I	151-170	£1,360.00	£195.00	£55.00	£825.00	£165.00	£2,405.00
J	171-190	£2,190.00	£195.00	£55.00	£825.00	£165.00	£3,235.00
K	191-225	£3,300.00	£195.00	£55.00	£825.00	£165.00	£4,345.00
L	226-255	£4,680.00	£195.00	£55.00	£825.00	£165.00	£5,725.00
M	Over 255	£5,490.00	£195.00	£55.00	£825.00	£165.00	£6,535.00

VAT is calculated at 20%. VAT is not applicable to cars sold in the Channel Islands.

All Cars with a manufacturers list price over £40,000 at first registration will pay an additional rate of £425 per year (at current rates) on top of Annual ‘Standard Rate’ VED, for five years from the start of the second licence, before returning to the Annual Standard Rate. (Manufacturers List price includes all optional paint, trim and equipment, but excludes first year VED and first registration fee)

PEUGEOT 3 YEARS OF WARRANTY

All vehicles first registered in the UK and purchased from a UK PEUGEOT Retailer benefit from a PEUGEOT 2 year unlimited mileage manufacturer’s warranty and a free optional additional 1 year of warranty provided by the PEUGEOT Retail Network in the UK.

PEUGEOT ASSISTANCE

All new PEUGEOTs come with PEUGEOT Assistance, our breakdown assistance service.

PEUGEOT Assistance is available every minute of the day and night; 365 days of the year, for you and anyone else driving your PEUGEOT with your permission.

Click [here](#) for full details.

All information and prices correct at time of publication, but are subject to change at any time without prior notice (which may occur as a result of matters including, but not limited to, any changes in legislation and/or any changes by the government).

It is our policy to continually improve our vehicles in every way. To avoid any misunderstandings you are advised to check with your PEUGEOT Dealer the prices, specification (including colour), equipment, accessories and equipment relating to any PEUGEOT vehicle and the exact cost and availability prior to ordering.

Where a feature is described as an option in this publication it should be assumed that it is at extra cost unless specifically stated otherwise.

Issued by Sales and Marketing, PEUGEOT Motor Company PLC, Pinley House, Sunbeam Way, Coventry CV3 1ND.

PEUGEOT 3008
EXPLORE THE RANGE



PEUGEOT
3008

Join us:

All information and prices correct at time of publication, but are subject to change at any time without prior notice (which may occur as a result of matters including, but not limited to, any changes in legislation and/or any changes by the government). It is our policy to continually improve our vehicles in every way. To avoid any misunderstandings you are advised to check with your PEUGEOT Retailer the prices, specification (including colour), equipment, accessories and equipment relating to any PEUGEOT vehicle and the exact cost and availability prior to ordering. Where a feature is described as an option in this publication it should be assumed that it is at extra cost unless specifically stated otherwise. Issued by Sales and Marketing, PEUGEOT Motor Company PLC, Pinley House, Sunbeam Way, Coventry CV3 1ND.

