

NEW PEUGEOT 408

PRICES - EQUIPMENT - TECHNICAL SPECIFICATIONS

Version 5.0 Effective from 1st October 2025
2026 Model Year F0



NEW PEUGEOT 408

EXPLORE THE RANGE

STANDARD SPECIFICATION

Safety & Security

- ABS (Anti-lock Braking System) with EBF (Electronic Brake Force Distribution) and EBA (Emergency Brake Assist)
- Automatic Post Collision Safety Brake (PCSB)
- Airbags: Adaptive driver and front passenger airbags (includes passenger airbag deactivation function)
- Airbags: Driver and front passenger side airbag
- Airbags: Front & rear curtain airbags
- Alarm – Perimeter, Volumetric and Anti-lift
- Automatic door locking when moving off
- Automatic hazard light activation upon heavy brake application
- Child locking functionality on rear doors – manual
- Deadlocking
- Electronic code immobiliser
- ESP (Electronic Stability Programme) with Hill Start Assist
- Front optimised safety headrests and rear retractable headrests (x3), height-adjustable.
- Seatbelts – front and rear outer with pyrotechnic pretensioners and force limiters
- Seatbelts – rear seat with central 3 point seatbelt
- Front and rear disc brakes
- Isofix child seat fittings (x2) in the second row
- Programmable cruise control and speed limiter

- Lane Keeping Assist
- Speed limit & traffic sign recognition and recommendation
- Driver Attention Alert
- Intelligent Speed Adaption
- Seatbelt unfastened on the move with audible and visual alert for front and rear seats
- Locking wheel nuts
- Tyre under-inflation monitoring and detection (indirect)
- Exterior temperature indicator with ice warning
- AVAS: Acoustic Vehicle Alerting System. Generates a sound when travelling at low speed, audible outside the vehicle for pedestrian safety. Standard on all HYBRID versions

Lighting & Visibility

- LED front and rear exterior lighting
- Eco LED headlights
- PEUGEOT signature ‘fang’ front daytime running lights
- PEUGEOT signature ‘claw’ rear daytime running lights
- Front windscreen wipers with ‘Magic Wash’



NEW PEUGEOT 408

EXPLORE THE RANGE

STANDARD SPECIFICATION

Comfort & Convenience

- Electric power steering with reach and rake manually adjustable steering column
- Electric parking brake
- Multifunction trip computer
- ‘One-touch’ electric front & rear windows with pinch protection
- PEUGEOT i-Cockpit®:
 - 10.0" HD touchscreen
 - 10.0" Instrument Panel Display
 - Compact Multifunction Steering Wheel
- ‘High Vent’ air flow system
- ‘Arch’ design central console with storage
- Grab handles (x4), retractable
- Push button start
- Tailgate with heated rear windscreen
- Acoustic tinted windscreen
- Drive mode selector (Eco/Normal/Sport, PLUG-IN HYBRID: ELECTRIC/ HYBRID/Sport)
- Central front armrest with storage compartment
- Manual gear change driving mode via steering mounted paddles
- 3.7 kW monophasic On board charger PLUG-IN HYBRID
- Mode 3 type 2 cable for wall box charging PLUG-IN HYBRID & ELECTRIC
- 2x Keys (lock, unlocking, boot release, concealed key)
- 12 V sockets – cabin & boot

In Car Entertainment

- PEUGEOT i-CONNECT®
 - 10-inch (1920x720) HD fully customisable touch screen
 - DAB & AM/FM bi-tuner
 - Wireless MirrorScreen (with Apple Car Play, Android Auto)
 - Bluetooth (connect up to 2 phones)
 - Up to 8 Driver Profiles
 - USB Sockets (x4)

Interior Features

- Compact Automatic Gear selector
- Glovebox with LED lighting
- Customisable toggle switches to access main functions
- Luggage cover – conveniently attached to fastback
- Ski Hatch
- Rear central armrest with cupholders

Exterior Features

- Alloy Wheels featuring ‘Star’ centre cap with PEUGEOT shield
- Body coloured ‘cat’s ear’ rear spoiler
- Body-colour exterior door handles
- Model designation badges front and rear
- Gloss black door mirrors
- Gloss black B Pillar
- Gloss back connecting strip between rear lights
- Lower body and wheel arch ‘SUV style’ protection



NEW PEUGEOT 408

STANDARD EQUIPMENT BY VERSION

ALLURE

AVAILABLE AS HYBRID, ELECTRIC AND PLUG-IN HYBRID

Standard Specification +

SAFETY & SECURITY

- Advanced Emergency Braking System (Video-AEB). Includes radar (AEBS3) as standard
- Extended Traffic Sign Recognition (ETSR)

COMFORT & CONVENIENCE

- Automatic Dual Zone Air Conditioning
- Dark tinted rear side and tailgate windows
- Electric Folding Door Mirrors
- Electrochrome rear view mirror
- Rear parking sensors
- 180° Colour Reversing Camera with wash system
- PEUGEOT e-Remote Control*^ – vehicle charging and cabin pre-conditioning (ELECTRIC & PLUG-IN HYBRID only)
- Drive mode selector
- PEUGEOT Open & Go (Keyless entry with ‘proximity’ locking and unlocking)

INTERIOR FEATURES

- ‘Dynamic’ front seats
- ‘FRACTIL’ embossed fabric with ‘ISABELLA’ leather effect trim
- Driver seat manual lumbar adjustment
- Aluminium sports pedals

EXTERIOR FEATURES

- 19” ‘JASPE’ diamond cut alloy wheels
- Gloss Black Waistline Weatherstrip
- Front grille with horizontal chrome accents

LIGHTING & VISIBILITY

- Eco LED Headlights
- Front and rear signature daytime running lights
- ‘PEUGEOT Smartbeam’ – High Beam Assist

IN CAR ENTERTAINMENT

- 2 Sub-Woofers in door panels
- 2 tweeters in front pillars
- 2 Large bands in rear door panels



19" ‘JASPE’
Diamond Cut Alloy Wheels



* For vehicles registered from 1st July 2025, e-Remote Control (Remote Charging, Remote Climate Control) and e-ROUTES are included with a free 10-year subscription. The features are available via the MyPEUGEOT app.

^ Subject to subscription – for renewal, Terms and Conditions, and any other details about Connected Navigation services, visit: <https://services-store.peugeot.co.uk>. For vehicles registered from 1st July 2025, e-Remote Control (Remote Charging, Remote Climate Control) and e-ROUTES are included with a free 10-year subscription.

NEW PEUGEOT 408

STANDARD EQUIPMENT BY VERSION

GT

AVAILABLE AS HYBRID, ELECTRIC AND PLUG-IN HYBRID

Allure Specification +

SAFETY & SECURITY

- PEUGEOT SOS & Assistance
- Lane Positioning Assist

COMFORT & CONVENIENCE

- 10" instrument Panel Display
- Heated steering wheel
- Driver Sport Pack – steering/accelerator/gearbox/digital engine sound (can be deactivated)
- Smart Electric Tailgate
- Acoustic laminated front side windows

INTERIOR FEATURES

- Aluminium door and boot sill trims
- Ambient Lighting – choice of 8 colours
- Cabin stitch detailing in ‘Adamite’ green
- Electrochromic rear-view mirror
- Full grain leather steering wheel with ‘Adamite’ green stitching & ‘GT’ badging
- ‘BELOMKA’ fabric with ‘ISABELLA’ leather effect and cloth seat
- Interior roof lining ‘MISTRAL’ black
- Luxury Carpet Mats with ‘Adamite’ green stitching
- Sunvisors featuring concealable vanity mirrors with LED lighting

EXTERIOR FEATURES

- 19" ‘GRAPHITE’ diamond cut alloy wheels
- ‘GT’ model designation badging (HYBRID)
- PEUGEOT ‘Lion’ shield badging on front doors
- Front Grille with vertical body coloured accents

LIGHTING & VISIBILITY


- Ultra slim full matrix LED headlights with 5 lighting models
- Full 3D LED rear lights with PEUGEOT ‘Claw effect’ daytime running lights and ‘welcome sequence’

IN CAR ENTERTAINMENT

- PEUGEOT i-CONNECT® Advanced*^
 - Connected Navigation with TomTom Live Updates & Speedcam alerts (6 months free subscription trial)^
 - ‘Over the air’ updates
 - Voice recognition with “OK PEUGEOT” command using natural language
- PEUGEOT Virtual i-Toggles® – customisable



19" ‘GRAPHITE’
Diamond Cut Alloy Wheels



^ Subject to subscription – for renewal, Terms and Conditions, and any other details about Connected Navigation services, visit: <https://services-store.peugeot.co.uk>. For vehicles registered from 1st July 2025, e-Remote Control (Remote Charging, Remote Climate Control) and e-ROUTES are included with a free 10-year subscription.

NEW PEUGEOT 408

STANDARD EQUIPMENT BY VERSION

GT PREMIUM

AVAILABLE AS ELECTRIC, HYBRID AND PLUG-IN HYBRID

GT Specification +

COMFORT & CONVENIENCE

- 10” 3D digital instrument Panel Display
- Smart Electric Tailgate – foot operated with pedestrian detection
- 360° Vision & Drive Assist Plus Pack
 - 360° Colour 4 Camera System & Parking sensors
 - Rear Cross Traffic Alert
 - Adaptive Cruise Control
 - Long Range Blind Spot Detection
 - Lane Position Assist
- Clean Cabin air filtration system
- Wireless smartphone charger
- Heat Pump (BEV only)
- 7.4kW on-board charger (PLUG-IN HYBRID only)
- Tyre Repair Kit

INTERIOR FEATURES

- Black ‘MISTRAL’ Nappa Leather Seat Pack
 - AGR® certified drivers seat
 - Heated and Massage Driver & Front Passenger seats
 - Electric adjustable seat for height, slide, backrest angle

EXTERIOR FEATURES


- 20” ‘MONOLITHE’ Diamond-Cut Alloy wheels (PLUG-IN HYBRID only)

IN CAR ENTERTAINMENT

- FOCAL® Premium Hi-Fi system






20" 'MONOLITHE' Alloy Wheel
(PLUG-IN HYBRID only)



^ Subject to subscription – for renewal, Terms and Conditions, and any other details about Connected Navigation services, visit: <https://services-store.peugeot.co.uk>. For vehicles registered from 1st July 2025, e-Remote Control (Remote Charging, Remote Climate Control) and e-ROUTES are included with a free 10-year subscription.

NEW PEUGEOT 408

PRICE LIST

	ENGINE	FUEL	HP	TITRE CODE	CO2 g/km*	BASIC MRRP	VAT (£)	TOTAL MRRP	OTR COSTS	ON THE ROAD MRRP**	On The Road MRRP – Electric Car Grant Deducted^	P11D VALUE (£)	HYBRID Electrical Range (EAER)>>	2025/26 BIK %
 Allure HYBRID	HYBRID 145 e-DSC6 6-speed Dual Shift Clutch Automatic Transmission	Alternative Fuel - Petrol/Hybrid	145	1PP6CBPJHWT0A0F0 1PP6CBPJHWTXA0F0	114	28,400.00	5,680.00	34,080.00	1,485.00	35,565.00	–	35,070.00	–	28
	PLUG-IN HYBRID 225 e-DSC7 7-speed Efficient Automatic Transmission	Alternative Fuel - Petrol/Hybrid	225	1PP6CBQR17T0A0F0 1PP6CBQR17TXA0F0	19	33,712.50	6,742.50	40,455.00	1,155.00	41,610.00	–	41,555.00	57	8
	ELECTRIC 58kWh 210	Electric	210	1PP6CBQZJFT0A0F0 1PP6CBQZJFTXA0F0	0	29,262.50	5,852.50	35,115.00	1,055.00	36,170.00	34,670.00	36,115.00	281	3
 GT HYBRID	HYBRID 145 e-DSC6 6-speed Dual Shift Clutch Automatic Transmission	Alternative Fuel - Petrol/Hybrid	145	1PP6CBTJHWT0A0F0 1PP6CBTJHWTXA0F0	114	31,166.67	6,233.33	37,400.00	1,485.00	38,885.00	–	38,390.00	–	28
	PLUG-IN HYBRID 225 e-DSC7 7-speed Efficient Automatic Transmission	Alternative Fuel - Petrol/Hybrid	225	1PP6CBUR17T0A0F0 1PP6CBUR17TXA0F0	19	36,479.17	7,295.83	43,775.00	1,155.00	44,930.00	–	44,765.00	57	8
	ELECTRIC 58kWh 210	Electric	210	1PP6CBUZJFTXA0F0 1PP6CBUZJFT0A0F0	0	31,291.67	6,258.33	37,550.00	1,055.00	38,605.00	37,105.00	38,540.00	281	3
 GT PREMIUM HYBRID	HYBRID 145 e-DSC6 6-speed Dual Shift Clutch Automatic Transmission	Alternative Fuel - Petrol/Hybrid	145	1PP6CBTJHWT05NF0 1PP6CBTJHWTX5NF0	114	33,858.33	6,771.67	40,630.00	1,485.00	42,115.00	–	41,620.00	–	28
	PLUG-IN HYBRID 225 e-DSC7 7-speed Efficient Automatic Transmission	Alternative Fuel - Petrol/Hybrid	225	1PP6CBUR17T05NF0 1PP6CBUR17TX5NF0	19	39,754.17	7,950.83	47,705.00	1,155.00	48,860.00	–	48,695.00	57	8
	ELECTRIC 58kWh 210	Electric	210	1PP6CBUZJFTX5NF0 1PP6CBUZJFT05NF0	0	33,941.67	6,788.33	40,730.00	1,055.00	41,785.00	40,285.00	41,720.00	281	3

^£1,500 Electric Car Grant (ECG)

CO₂ figures, P11D values, BIK% and MRRP pricing shown above are for a standard vehicle without any additional optional equipment. CO2 figures are used to calculate Vehicle Excise Duty (VED) for the first registration of the vehicle as well as EAER range data and RDE2 compliance for BIK%. The addition of optional extras could increase the certified CO2 emission output or modify the EAER range. This in turn may affect the amount of VED payable upon registration, and, for company car drivers, the amount of Benefit in Kind (BIK) tax payable.

*For further information on CO2 and pricing for vehicles with optional equipment, please visit www.peugeot.co.uk and configure your chosen vehicle with your preferred options.

>> PLUG-IN HYBRID Electric Vehicle Range (EAER) for standard specification without factory fitted options. Factory fitted options may reduce Electric Vehicle Range.

Figures shown are for comparison purposes and should only be compared to the fuel consumption and CO₂ values of other cars tested to the same technical standard.

The fuel consumption achieved, and CO₂ produced, in real world conditions will depend upon a number of factors including, but not limited to: the accessories fitted (pre and post registration); variations in weather; driving styles and vehicle load. The WLTP (Worldwide Harmonised Light Vehicles Test Procedure) is used to measure fuel consumption and CO₂ figures.**'On the Road' MRRP includes registration plates and delivery to retailer (including VAT), 12 months' Vehicle Excise Duty and new vehicle registration fee of £55. Excludes fuel and insurance.

All information and prices correct at time of publication, but are subject to change at any time without prior notice (which may occur as a result of matters including, but not limited to, any changes in legislation and/or any changes by the government).

NEW PEUGEOT 408

REINVENTING THE DRIVING EXPERIENCE

PEUGEOT i-Cockpit®

10.0" Digital Instrument Panel

The **PEUGEOT i-Cockpit®** is part of PEUGEOT’s DNA. The latest-generation in New PEUGEOT 408 features a compact multi-function steering wheel, fully customisable instrument panel with 10" digital display and 10" High Definition central touch-screen, offering high-quality ergonomics and technology.

Featuring a “high vent” architecture that places the air vents in front of occupants heads, the layout ensures the standard 10-inch central touchscreen, which is gently angled towards the driver, is within easy reach whilst naturally integrating into the dashboard.

The new PEUGEOT i-CONNECT Advanced infotainment system ensures the highest levels of connectivity, customisation, safety and ease of use. (Optional on ALLURE & standard on GT & GT PREMIUM)



Configurable 10.0" head-up digital instrument panel

Available as standard across the new PEUGEOT 408 range, this 10.0" 100% digital instrument panel can be customised to suit the driver’s needs. As the panel is positioned higher, it is more within the driver’s field of vision which can increase safety when compared to a conventional setup where the dials sit within the steering wheel.

The crisp and colourful graphics within the instrument panel can be adapted to give a variety of display modes some of which include:

- Connected Navigation (Standard from GT, available as option on ALLURE)
- Radio/Media
- Driving Aids
- Energy flow (PLUG-IN HYBRID & ELECTRIC)

In addition to the above a ‘Personal’ mode can also be configured, for optimum convenience.

The head-up digital instrument panel features 3D technology, projecting information in hologram form (Optional). The data is dynamic, being displayed closer to or further from the driver’s eye as a function of importance or urgency, helping to increase reactivity.

NEW PEUGEOT 408

REINVENTING THE DRIVING EXPERIENCE

PEUGEOT i-Cockpit®

Compact multi-function steering wheel

The new compact multi-function steering wheel enhances every journey in new PEUGEOT 408. Out on the road the compact dimensions increase the visibility of the cars instruments whilst in the corners it provides heightened responses and improved agility.

The multi-function steering wheel includes sensors which can detect the drivers grip on the steering wheel when using the driving aids such as Adaptive Cruise Control and Lane Position Assist.

Controls are also included for the radio, media, volume, telephone, driving aids & voice recognition.

In addition, on GT & GT PREMIUM versions a heating function ensures optimum driver comfort.



‘Arch’ design centre console

The strikingly designed ‘arch’ centre console conveniently places all dynamic controls next to the driver including:

Automatic Gear Selector complementing the PEUGEOT i-Cockpit® and featuring a compact ergonomic design, helping to free up space for generous storage. Operation is intuitive and smooth, and for the more exuberant driver a manual driving mode (M) is also available, gear changes can be performed seamlessly via the steering column mounted paddles. On HYBRID versions the manual driving mode is replaced with brake mode (B) for enhanced regenerative braking.

Engine Push Button Start illuminated and located for easy reach

Drive Mode Selector easily accessible enabling selection of an alternative drive mode on the move, for example ‘Sport’ mode or ‘Electric’ mode on HYBRID versions

Electric Handbrake Control conveniently located for manual ‘override’ of the automatic handbrake



10.0" high definition (HD) capacitive touchscreen

With crystal clear graphics, the 10.0” capacitive touchscreen houses several key technological features on the new PEUGEOT 408. Capacitive technology provides smartphone levels of responsiveness whilst multi-touch technology brings greater levels of functionality. In keeping with the PEUGEOT i-Cockpit® theme, the touchscreen is angled towards the driver.

The **virtual i-Toggles®** are a second touch-sensitive screen and located below the 10" touchscreen to create an ‘open book’ effect. Each i-Toggle is a virtual shortcut key which can be fully customised to your needs. (Optional on ALLURE, standard on GT & GT PREMIUM)

The new i-Connect® function ensures easy access to applications, activated by saying ‘OK PEUGEOT’ followed by your command. (Optional on ALLURE, standard on GT & GT PREMIUM)

On all versions, smartphones can be connected wirelessly for Android Auto or Apple Car Play™.

NEW PEUGEOT 408

REINVENTING THE DRIVING EXPERIENCE

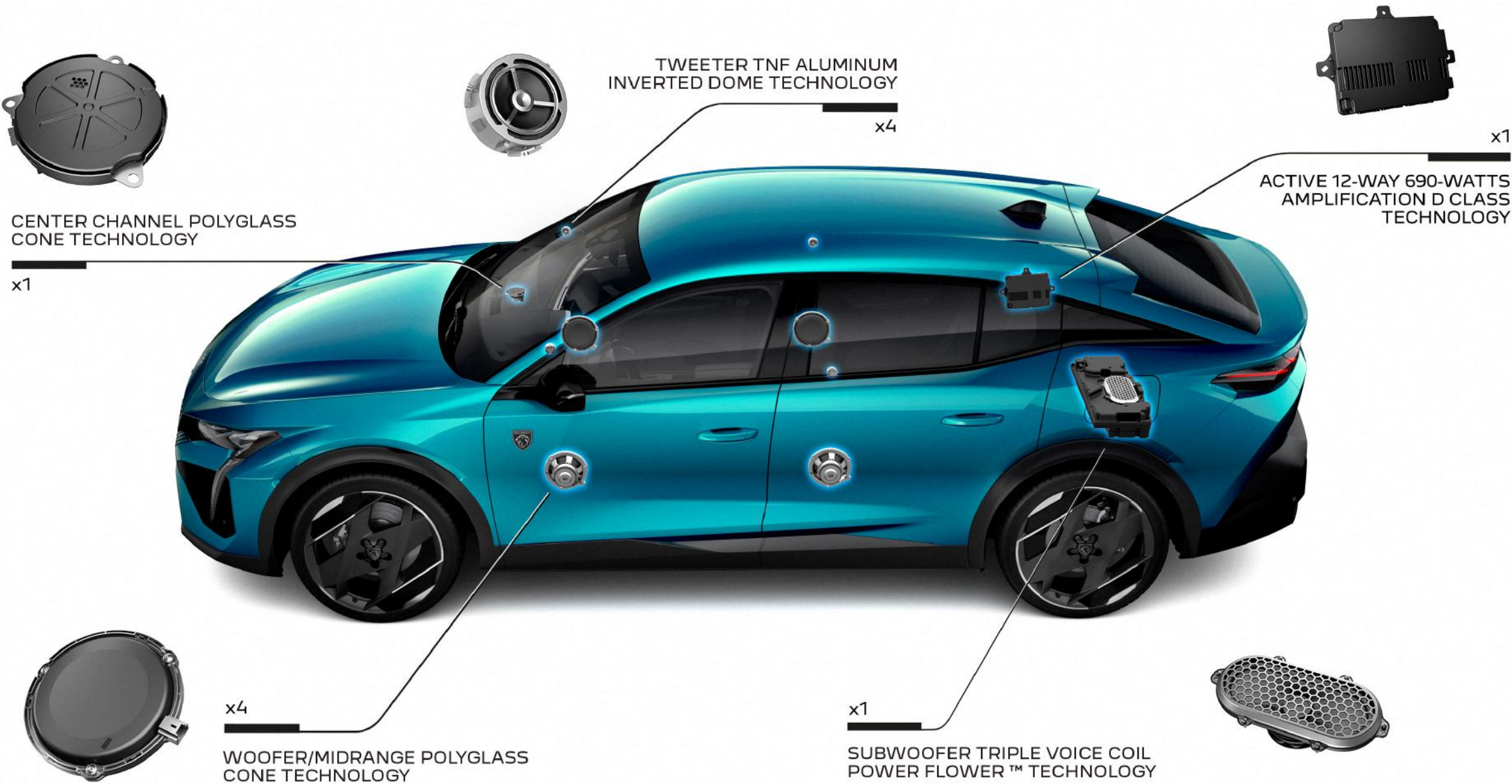
FOCAL® HI-FI PREMIUM SYSTEM

The FOCAL® Premium Hi-Fi System consists of 10 new generation speakers, a new subwoofer and reinforced amplification.

The 12-channel amplifier, 8 of which have been boosted delivers 690 watts of power.

The expertise of French partner Arkamys was used to optimise the onboard signal processing resulting is a subversive high quality audio experience.

(Standard on GT PREMIUM, Optional on GT)



NEW PEUGEOT 408
HIGH-END DESIGN

EXTERIOR STYLE

THE SILHOUETTE OF NEW
PEUGEOT 408 IS ATTRACTIVE
FROM EVERY ANGLE.

The striking shape of new PEUGEOT 408 is characterised by its dynamic inspirational Fastback stance. Its modern elegance makes it stand out on the road.

With ground clearance raised but height contained, its sporty design and fluid lines emphasise its aerodynamic qualities.



1. **Full LED technology** for exterior lighting including ultra-compact full Matrix LED headlights and instantly recognisable ‘fang’, accommodating the full LED daytime running lights and direction indicators
2. Designed to direct air flow, the ‘cat’s ear’ style **body coloured rear spoiler** optimises aerodynamics whilst creating a striking design detail
3. **‘408’** designation features front and rear
4. The **20” ‘MONOLITHE’ alloy wheel** geometric design creates a striking visual effect at low speed. New ‘star’ centre caps feature the PEUGEOT shield
5. Full LED lighting includes the **PEUGEOT 3-claw signature** at the rear, two interpretations of the ‘claws’ are available. GT & GT PREMIUM versions benefit from a 3D design with specific claw-to-claw sequential ‘welcome sequence’ upon unlocking the vehicle
6. **Sharp lines**, sculpted and faceted bodywork play with light, attractive from every angle
7. The **PEUGEOT shield** is proudly presented on the front doors of GT & GT PREMIUM versions
8. Stylish **vertical design front grille** body coloured subtly merges into the body work whilst proudly presenting the PEUGEOT shield



NEW PEUGEOT 408

HIGH-END DESIGN

STYLE & PRACTICALITY



Full Matrix LED Headlight technology (Standard from GT)

The ultra-compact front lighting signature is decidedly contemporary and hi-tech. Combining elegance with strength, the front headlights mark the dynamism and identity of the new PEUGEOT 408.

This feature automatically adapts the headlight beams to the traffic conditions, maintaining optimal lighting without hindering other road users (such as oncoming vehicles or vehicles in front).

‘Hands Free’ Smart Electric Tailgate (Standard on GT PREMIUM)

The ‘Hands Free’ function allows the driver to open and close the boot easily by waving a foot under the rear bumper.

Conveniently, for easy passenger access to the boot, the smart electric tailgate can also be opened and closed from the drivers seat of the new PEUGEOT 408.



NEW PEUGEOT 408

EXPLORE THE RANGE

SAFETY TECHNOLOGY

The new PEUGEOT 408 is fitted with numerous driving and manoeuvring assistance systems to increase your comfort and safety.



Active Safety Brake System (Standard on all versions)

An intelligent autonomous braking system designed to avoid a collision or limit its severity by reducing the vehicle’s speed. The system is triggered if the driver does not react quickly enough, by activating the vehicle’s brakes.

Lane Keeping Assist (Standard on all versions)

A system that monitors longitudinal lane markings on the ground. If a deviation is detected across a lane marking, you are alerted by a flashing indicator on the digital instrument.

In addition as soon as the system identifies a risk of accidentally crossing one of the marking lines detected on the ground, the steering is gradually corrected to keep the vehicle in lane, at speeds of over 40mph. For further peace of mind, road edge detection is also included to reduce the likelihood of the vehicle leaving the road.

Long Range Blind Spot Detection (up to 75 meters) (Optional, standard on GT PREMIUM)

Using lateral ultrasound sensors to cover areas out of your field of vision along with the windscreen mounted camera, an LED illuminates in either side door mirror to alert to the presence of a car, lorry, motorbike or bicycle in your blind spot. The system works when overtaking a slower vehicle or when overtaken by a faster vehicle.

NEW PEUGEOT 408

EXPLORE THE RANGE

SAFETY TECHNOLOGY (CONTINUED)

The new PEUGEOT 408 is fitted with numerous driving and manoeuvring assistance systems to increase your comfort and safety.



Adaptive Cruise Control with Stop & Go Function

The ACC Stop and Go system, which can be controlled via steering wheel mounted controls provides two key functions:

- Automatically maintains vehicle speed at the reference speed set by the driver
- Automatically adjusts vehicle speed to keep a safe distance from the vehicle in front, in line with the vehicle distance setting selected by the driver.

Lane Positioning Assist (Standard on GT PREMIUM)

This intelligent system positions the car centrally in the lane of travel, applying left and right trajectory corrections accordingly, whilst the adaptive cruise control maintains speed and distance from the traffic ahead.

Rear Cross Traffic Alert (Standard on GT PREMIUM)

For safe reversing this feature warns the driver about any obstacles that may be in the blind spot of the vehicle (cars, cyclists, motorbikes, etc) using the rear corner radars.

NEW PEUGEOT 408 PLUG-IN HYBRID

ELECTRIC PLUG-IN HYBRID WITHOUT COMPROMISE

LIVE THE POWER OF CHOICE

Choice of PLUG-IN HYBRID

New PEUGEOT 408 is available as a PLUG-IN HYBRID:

- GEN2 PLUG-IN HYBRID 225 e-DSC7 with an efficient Petrol 179hp engine combined with a 92kW electric motor.

The new PEUGEOT 408 PLUG-IN HYBRID features the following key elements:

GEN2 PLUG-IN HYBRID 225 e-DSC7

Powertrains

- Efficient Petrol 179hp engine and 7-speed gearbox (e-DSC7) which accommodates the 92kW electric motor
- This combination improves the electric range of the GEN2 powertrain by up to 14 miles. Delivering a power output of 225hp (132kW).

Battery

- Li-ion 17.2kWh

Warranty

- 8 year/100,000 miles (For 70% of original capacity)

EMP2 V3 platform

The EMP2 V3 platform has been developed to accommodate a range of petrol and electrified powertrains whilst preserving space on board and boot volume. Particular attention was given to weight reduction and balance to achieve a rewarding driving experience.

Charging

New GEN2 PEUGEOT 408 PLUG-IN HYBRID e-DSC7 versions are fitted with a 3.7 kW on board charger and supplied with a 6m Mode 3 Type 2 cable for charging.

A full charge can be achieved in 4 hour 20 mins when connected to a 7.4 kW wallbox.

Charging is also possible using a Domestic (AC) 2.3 kW supply from a regular 3-pin plug socket. A full charge can be achieved in 5 hours 05 minutes using an accessory charging cable available via a PEUGEOT Retailer.

A wall box at home is recommended for your everyday convenient charging solution.

To manage the charging start time, a deferred charging function is available to avail of off peak tariffs for example.

3 driving modes

New PEUGEOT 408 PLUG-IN HYBRID versions feature a drive mode selector on the centre console offering a choice of 3 driving modes:

HYBRID – alternation of electric and internal combustion engine driving to optimise efficiency

ELECTRIC – 100% electric driving

Sport – uses all of the power of internal combustion and electric engines for maximum performance



NEW PEUGEOT 408 PLUG-IN HYBRID

ELECTRIC PLUG-IN HYBRID WITHOUT COMPROMISE

LIVE THE POWER OF CHOICE



PLUG-IN HYBRID SERVICES

MyPEUGEOT App

- Remote Charging:** Control, plan, launch and check the vehicle’s charge status remotely.
- Remote Climate Control:** Remotely plan and control the heating or cooling of the cabin prior to departure, ensuring optimum comfort and efficiency.

Pedestrian Horn

New PEUGEOT 408 PLUG-IN HYBRID versions are fitted with a pedestrian horn, alerting pedestrians that the vehicle is approaching, when driving in Electric mode (100% electric driving). The pedestrian horn operates once the vehicle is moving at speeds up to 19mph in forward and reverse gear.

Energy Application

Accessed via the central touchscreen the energy application provides access to information and functions for the HYBRID powertrain including:

- Energy Flow** showing the operation of the rechargeable hybrid system in real time.
- Statistics** showing electrical energy and fuel consumption statistics.
- Charging** to enable the programming and activation of deferred charging.
- e-Save** to save or regenerate all or part of the battery for later during a journey, for example an urban area. The electric range to be reserved can be set to 6 miles, 12 miles, or maximum range.

PLUG-IN HYBRID STYLING

The new PEUGEOT 408 PLUG-IN HYBRID includes some exclusive touches:

- Distinctive exterior HYBRID badging.
- Specific HYBRID graphics and animations available on the digital instrument panel and central touchscreen enabling access to key information on the move.
- Option to specify 20” ‘MONOLITHE’ alloy wheels featuring a geometric design, which creates a striking visual effect at low speeds.



NEW PEUGEOT E-408 ELECTRIC

LIVE THE POWER OF CHOICE

The new PEUGEOT E-408 features the following key elements:

TECHNICAL

58 kWh traction battery combined with a 210hp electric motor.

The PEUGEOT E-408 offers a lively and stimulating drive thanks to its 100% electric powertrain. You benefit from immediate reactivity with up to 343Nm of torque from 0mph. The silent engine offers a serene drive without vibration.

Battery: Lithium-ion 58 kWh

Warranty: 8year/100,000 mile (for 70% of original capacity)

EMP2 V3 platform

New E-408 has been engineered on the latest EMP2 V3 multi-energy platform which has been developed to offer a range of powertrains including ELECTRIC, PLUG-IN HYBRID and tradition Internal Combustion Engines (ICE), all without compromise.

Particular attention was given to weight reduction and balance to ensure a great driving experience whilst preserving space on board and luggage capacity.

Charging flexibility with 3 modes available

Domestic (AC): 10A / 2.3 kW from a domestic 3-pin socket, charge from 20% to 80% in 14hrs 40mins (accessory cable needed)

Standard: 7.4 kW from a wall box, charge from 20% to 80% in 4 hr 25mins

Rapid: 100 kW, charge from 20% to 80% in only 30 minutes

USAGE

3 driving modes

New E-408 allows you to choose between 3 driving modes:

- **Sport:** priority given to performance, both power and torque maximised to 210hp and 343Nm respectively
- **Normal:** default mode on start-up for daily usage, offering power of 140hp and torque of 300Nm
- **Eco:** priority given to optimising range by reducing power to 125hp, torque to 270Nm, as well as limiting use of energy intensive systems including heating and air conditioning

2 braking modes

New E-408 also benefits from 2 levels of regenerative braking to help optimise vehicle range:

- **Moderate:** sensation similar to a traditional petrol engine, this is the default setting on start-up
- **Increased:** also known as Brake-Mode (B-Mode), can be selected by the driver offering a higher lever of regenerative braking and allowing deceleration to be controlled via the accelerator pedal

PEUGEOT CARE

PEUGEOT CARE delivers peace of mind by providing comprehensive cover for the electric motor, charging system, powertrain, and electrical and mechanical components for **up to 8 years, or 100,000 miles**, whichever comes first, from the date of registration, on PEUGEOT electric cars. It is in addition to the specific warranty offered by PEUGEOT on all its electric vehicle batteries, also lasting 8 years or 100,000 miles, to cover the entire vehicle. This makes PEUGEOT the first European brand to offer such extensive coverage on one of its models.




PEUGEOT CARE consists of 3 years standard manufacturer’s warranty plus up to 5 years of special coverage, activated when you decide to maintain your car in the participating PEUGEOT network in line with our service programme. It is valid up to the next scheduled service and reactivated for vehicles up to 8 years old or 100,000 miles, whichever happens first. PEUGEOT CARE is available on new and UK ordered: E-208, E-2008, E-308, E-308 SW, E-3008, E-408, E-5008, E-Rifter and E-Traveller. PEUGEOT CARE does not affect your legal guarantee of conformity or the manufacturer warranty on your car. Please see full [terms & conditions](#).



NEW PEUGEOT 408

CHOOSE YOUR OPTIONS (1/2)

KEY: ● STANDARD ○ OPTIONAL — UNAVAILABLE

	OPTION CODE	 ALLURE	 GT	 GT PREMIUM	Basic RRP (£) Excluding VAT	VAT @ 20%	Total RRP (£) Including VAT
PAINT							
Metallic Paint – Okenite White (Standard Colour)	M0SU	●	●	●	0.00	0.00	0.00
Metallic Paint – Nera Black (M09V),Selenium Grey (M0LD), Obsession Blue (MODP)	<---	○	○	○	625.00	125.00	750.00
Premium Paint – Elixir Red	M5VH	○	○	○	791.67	158.33	950.00
COMFORT AND CONVENIENCE							
Heated Steering Wheel (Standard on GT & ELECTRIC versions)	I301	○	●	●	125.00	25.00	150.00
7.4kW On-board charger (PLUG-IN HYBRID versions only)	LZ02	○	○	●	333.33	66.67	400.00
Heat Pump – for more efficient cabin temperature conditioning, reduces energy consumption (ELECTRIC only)	2501	○	○	●	375.00	75.00	450.00
INTERIOR FEATURES							
Black 'MISTRAL' Nappa Leather – Including Driver & Passenger Seat Pack (HYBRID & PLUG-IN HYBRID) (WAGG) - Driver & Passenger Seats: Heated with Massage function (seat heating with 3 programmes and 8 pocket pneumatic massage system with 5 programmes) - Driver's Seat: AGR* certified, 10 way electric adjustment (with memory and 'welcome movement') for height, slide, backrest angle, 4-way lumbar and seat angle. Manual adjustment of 'cushion nose' - Passenger Seat: 6 way electric adjustment for height, slide, backrest angle, 4-way lumbar. *AGR – Aktion für Gesunder Rücken	4HFX (WAGG)	—	○	●	1,541.67	308.33	1,850.00
Black 'MISTRAL' Nappa Leather – Including Driver & Passenger Seat Pack (ELECTRIC only) (WAIM) - Driver & Passenger Seats: AGR* certified 6 Way electric adjustable for height, backrest angle and seat angle, 4 way adjustable lumbar support, manual slide and 'cushion nose' adjustments - Heated (standard on GT) with Massage function (seat heating with 3 programmes and 8 pocket pneumatic massage system with 5 programmes) *AGR – Aktion für Gesunder Rücken	4HFX (WAIM)	—	○	●	1,166.67	233.33	1,400.00
OPTION PACKS							
360 Vision & Drive Assist Pack - 360° Colour 4 Camera System - Front Parking Sensors - Drive Assist Pack (ZVM4) – Rear Cross Traffic Alert, Adaptive Cruise Control with Stop & Go function & Long Range Blind Spot Detection	1G18	○	—	—	541.67	108.33	650.00

NEW PEUGEOT 408

CHOOSE YOUR OPTIONS (2/2)




KEY: ● STANDARD ○ OPTIONAL — UNAVAILABLE




OPTION PACKS CONTINUED							
360 Vision & Drive Assist Plus Pack - 360° Colour 4 Camera System - Drive Assist Pack Plus (ZVM8) – Rear Cross Traffic Alert, Adaptive Cruise Control with Stop & Go function, Long Range Blind Spot Detection & Lane Position Assist - Clean Cabin (O301) - 3D Digital Instrument Panel (GMAW)	J6OC	—	○	●	458.33	91.67	550.00
Connectivity Pack Includes: - PEUGEOT i-Connect Advanced Connected Navigation (Standard on BEV) - PEUGEOT i-Toggles - PEUGEOT SOS & Assistance (ZJEW) - Smartphone Wireless Charger (E301)	J6HV	○ (HYBRID & PLUG-IN HYBRID only)	—	●	541.67	108.33	650.00
Hi-Fi Pack - FOCAL® Premium Hi-Fi System (6F04) - Smartphone Wireless Charger (E301)	J6GS	—	○	●	675.00	135.00	810.00
EXTERIOR FEATURES							
19” ‘JASPE’ Alloy Wheels – Diamond Cut, Shiny Onyx Black	ZHX5	○	—	—	208.33	41.67	250.00
20” ‘MONOLITHE’ Alloy Wheels – Diamond Cut, Matt Onyx Black	ZHXZ	—	○ (PLUG-IN HYBRID only)	● PLUG-IN HYBRID only)	250.00	50.00	300.00
Tyre Inflation Kit	LV02	○	○	●	16.67	3.33	20.00
Tow Bar: removable with 13-pin harness and TSM (trailer sway mitigation) system	AQ05	○ (HYBRID & PLUG-IN HYBRID only)	○ (HYBRID & PLUG-IN HYBRID only)	○ (HYBRID & PLUG-IN HYBRID only)	500.00	100.00	600.00
Panoramic Opening Spoiler Sunroof – tinted with manual interior blind	TC07	—	○*	○	750.00	150.00	900.00

* Additional terms and conditions apply to connected services, including customer acceptance of location sharing prior to activation.
^ Subject to subscription – after you have taken delivery of your vehicle, please subscribe on: <https://services-store.peugeot.co.uk>. For vehicles registered from 1st July 2025, e-Remote Control (Remote Charging, Remote Climate Control) and e-ROUTES are included with a free 10-year subscription.

NEW PEUGEOT 408
EQUIPMENT (1/4)

KEY: ● STANDARD ○ OPTIONAL — UNAVAILABLE




			
	ALLURE	GT	GT PREMIUM
SAFETY AND SECURITY			
ABS (Anti-lock Braking System) with EBD (Electronic Braking Distribution) and EBA (Emergency Braking Assistance)	●	●	●
Airbags: Adaptive driver and front passenger airbags (includes passenger airbag deactivation function)	●	●	●
Airbags: Driver and front passenger side airbag, front and rear curtain airbags	●	●	●
Alarm – Perimeter , Volumetric and Anti-lift	●	●	●
Anti-theft wheel bolts	●	●	●
Automatic door locking when moving off	●	●	●
Automatic hazard light activation upon heavy brake application	●	●	●
Automatic Post-Collision Braking System	●	●	●
AVAS: Acoustic Vehicle Alerting System. Generates a sound when travelling at low speed, audible outside the vehicle for pedestrian safety (ELECTRIC & PLUG-IN HYBRID versions)	●	●	●
Child locking functionality on rear doors (manual activation)	●	●	●
Deadlocking	●	●	●
Electronic code immobiliser	●	●	●
ESP (Electronic Stability Programme) with Hill Start Assist	●	●	●
Front optimised safety headrests and rear retractable headrests (x3), height-adjustable.	●	●	●
Front three-point retractable seatbelts, with force limiters	●	●	●
Front and rear disc brakes	●	●	●




			
	ALLURE	GT	GT PREMIUM
Isofix child seat fittings (x2) in the second row	●	●	●
Intelligent Speed Adaption	●	●	●
PEUGEOT Connect SOS and Assistance	○ ⁺	●	●
Programmable cruise control and speed limiter	●	●	●
Adaptive Cruise Control with Stop & Go function	●	●	●
Lane Keeping Assist	●	●	●
Lane Positioning Assist	—	●	●
Speed limit recognition and recommendation	●	●	●
Active Safety Brake (pedestrians)	●	—	—
Active Safety Brake (Night function, cyclists, pedestrians)	●	●	●
Long Range Blind Spot Detection	○ ⁺	○ ⁺	●
Driver attention warning	●	●	●
Seatbelt unfastened on the move audible and visual alert for front and rear seats	●	●	●
Puncture tyre repair & inflation kit	○	○	●
Tyre under-inflation monitoring and detection (indirect) with visual indicator and warning sound	●	●	●
Exterior temperature indicator with ice warning	●	●	●

O*Available as part of an Option Pack. *Additional terms and conditions apply to connected services, including customer acceptance of location sharing prior to activation. ^Subject to subscription – after you have taken delivery of your vehicle, please subscribe on: https://services-store.peugeot.co.uk/

NEW PEUGEOT 408
EQUIPMENT (2/4)

KEY: ● STANDARD ○ OPTIONAL — UNAVAILABLE

	 ALLURE	 GT	 GT PREMIUM
COMFORT AND CONVENIENCE			
Automatic air conditioning (Dual Zome) with AQS 3 (Air Quality System)	●	●	●
Air Purification System 'Clean Cabin'	—	○ ⁺	●
Centre console with 2 cup holders	●	●	●
Central front armrest with storage compartment	●	●	●
Driver Sport Pack: - Personalised colour theme for digital display, Sport adjustment to the steering and accelerator pedal, Digital engine sound for PLUG-IN HYBRID versions	—	●	●
Electric, heated and power folding door mirrors with courtesy approach lighting	●	●	●
Heated steering wheel (Standard on ELECTRIC versions)	○	●	●
Electrochrome rear view mirror	●	—	—
Electric parking brake	●	●	●
Acoustic Laminated front windows	—/●	●	●
3.7 kW monophasic on board charger (PLUG-IN HYBRID versions)	●	●	●
7.4 kW monophasic on board charger (PLUG-IN HYBRID versions)	○	○	○
11kW triphase On-board charger (ELECTRIC versions)	●	●	●
Mode 3 type 2 cable for Wallbox charging (PLUG-IN HYBRID versions)	●	●	●
e-remote Control for charge management and cabin pre-conditioning (PLUG-IN HYBRID & ELECTRIC versions)	●	●	●
Steering Wheel Mounted Gearchange Paddles	●	●	●
Electric power steering with reach and rake manual adjustable steering column	●	●	●




	 ALLURE	 GT	 GT PREMIUM
Smart electric tailgate – with foot sensor and pedestrian detection	—	○ ⁺	●
Multifunction trip computer	●	●	●
One-touch electric front and rear windows with pinch protection	●	●	●
Parking sensors – rear	●	—	—
Parking sensors – front & rear	○ ⁺	●	●
180° Colour Reversing Camera with Wash System	●	●	●
PEUGEOT i-Cockpit®: compact steering wheel	●	●	●
PEUGEOT i-Cockpit®: 10.0" HD colour touchscreen	●	●	●
PEUGEOT i-Cockpit® with 10" digital customisable instrument panel display	●	●	●
PEUGEOT i-Cockpit® with PEUGEOT configurable i-Toggles®	●	●	●
Multi driving mode selector – Eco / Normal / Sport mode selector (HYBRID & ELECTRIC versions)	●	●	●
Multi driving mode selector – Electric / Hybrid / Sport mode (PLUG-IN HYBRID versions)	●	●	●
Push button start	●	●	●
PEUGEOT Open & Go System (keyless entry with proximity)	●	●	●
Tailgate with heated rear windscreen	●	●	●
Dark tinted rear side and tailgate windows	●	●	●




○⁺Available as part of an Option Pack. *Additional terms and conditions apply to connected services, including customer acceptance of location sharing prior to activation. ^Subject to subscription – after you have taken delivery of your vehicle, please subscribe on: <https://services-store.peugeot.co.uk/>

NEW PEUGEOT 408

EQUIPMENT (3/4)

KEY: ● STANDARD ○ OPTIONAL — UNAVAILABLE




			
	ALLURE	GT	GT PREMIUM
INTERIOR FEATURES			
8-colour personalisable ambient lighting (door panels)	—	●	●
Compact Automatic Gearbox Selector	●	●	●
Aluminium pedals with foot rest	—	●	●
Multi-function split leather steering wheel	●	—	—
Multi-function full grain leather steering wheel with 'Adamite' green stitching, chrome detailing & GT badging	—	●	●
Aluminium door sills and boot sill	—	●	●
Luxury Carpet Mats with 'Adamite' Green stitching	—	●	●
Roof lining — 'GEDE Jersey' Light Grey	●	—	—
Roof lining — 'FORUM Jersey' MISTRAL Black	—	●	●
Seating: 1/3, 2/3 folding rear seats	●	—	—
Seating: 1/3 2/3 'Magic Flat' folding rear seats with controls located in the boot	—	●	●
Seating: Rear Central Armrest with cupholders and ski hatch	●	●	●
Seating: 'Dynamic' front seats	●	●	●
Seating: Driver and Passenger manual adjustment for height, slide and backrest angle	●	●	—
Seating: Driver manual adjustment for lumbar	●	●	—
Seating: 'Driver & Passenger Seat Pack'			
- Driver & Passenger: Heating with Massage functions (3-stage seat heating, 8 pocket pneumatic massage system with 5 programmes)			
- Driver: AGR seat, 10 way electric adjustment (with memory and 'welcome movement') for height, slide, backrest angle, 4-way lumbar and seat angle. Manual adjustment of 'cushion nose'	—	○	●
- Passenger: 6 way electric adjustment for height, slide, backrest angle, 4-way lumbar.			

			
	ALLURE	GT	GT PREMIUM
Seating:'FRACTIL ' embossed fabric with 'ISABELLA ' leather effect trim	●	—	—
Seating: 'BELOMKA' fabric with 'ISABELLA' leather effect and cloth seat	—	●	—
Seating: Black 'MISTRAL ' Nappa leather	—	○	●
EXTERIOR FEATURES			
Body colour exterior door handles	●	●	●
Body colour rear spoiler	●	●	●
Door mirror shells: Nera Black	●	●	●
Gloss black B pillar	●	●	●
Gloss black rear cluster connecting strip	●	●	●
Gloss Black Waistline Weatherstrip	●	●	●
PEUGEOT shield on front doors	—	●	●
'HYBRID' badging on tailgate (PLUG-IN HYBRID versions)	●	●	●
'408' model designation badges front and rear	●	●	●
E-408 model designation badges rear (ELECTRIC only)	●	●	●
Rear bumper in grained black finish	●	●	●
Front grille with horizontal chrome 'stamping'	●	—	—
Front grille with vertical body colour 'stamping'	—	●	●
Alloy Wheel 'star' centre cap	●	●	●
19" 'JASPE' diamond cut alloy wheel in Onyx Black Gloss (ALLURE HYBRID only)	●	—	—




○*Available as part of an Option Pack. *Additional terms and conditions apply to connected services, including customer acceptance of location sharing prior to activation. ^Subject to subscription – after you have taken delivery of your vehicle, please subscribe on: <https://services-store.peugeot.co.uk/>

NEW PEUGEOT 408
EQUIPMENT (4/4)

KEY: ● STANDARD ○ OPTIONAL — UNAVAILABLE

	 ALLURE	 GT	 GT PREMIUM
EXTERIOR FEATURES			
19" 'GRAPHITE' diamond cut alloy wheels in Onyx Black Gloss * PLUG-IN HYBRID & ELECTRIC only on ALLURE)	●*	●	●
20" 'MONOLITHE' diamond cut alloy wheels Matt Onyx Black * PLUG-IN HYBRID only	—	○*	●*

LIGHTING AND VISIBILITY			
Eco LED Headlights (with electric manual adjustment)	●	—	—
Full Matrix LED headlights (with automatic adjustment)	—	●	●
PEUGEOT signature LED front daytime running lights incorporating indicators	●	●	●
LED side repeating indicators integrated into door mirrors	●	●	●
Rear numberplate LED lights (x2)	●	●	●
Rear full LED PEUGEOT signature 'Claw Effect' lights (with daylight function)	●	●	●
Rear full LED 3D PEUGEOT signature 'Claw Effect' lights (with daylight function and sequential 'welcome sequence' upon unlocking the vehicle)	—	●	●
Rear reversing lights	●	●	●
High Beam Assist	●	●	●
Automatic lights	●	●	●
Automatic windscreen wipers with 'magic wash' and 5 level 'wiping intensity control'	●	●	●
Follow me home' headlights	●	●	●

	 ALLURE	 GT	 GT PREMIUM
IN CAR ENTERTAINMENT			
Antenna – roof mounted 'fin' style	●	●	●
Bluetooth® telephone facility with connection for up to two phones	●	●	●
Driver's Profile Setting – available up to 8 drivers	●	●	●
DAB Radio (Digital Audio Broadcasting)	●	●	●
Wireless connection for Android Auto / Apple Car Play™	●	●	●
PEUGEOT configurable i-Toggles®	●	●	●
High Performance Loudspeakers including 4 woofers (165mm) in doors and 2 tweeters (25mm) in A-pillars	●	●	●
FOCAL® Premium Hi-Fi System – 10 new generation speakers, 12 channel amplifier system, 690W with 4 tweeters, 4 woofers, 1 central speaker and 1 sub-woofer	—	○+	●
USB-C Socket (x2) front (1 in central storage for data & charge, 1 in armrest for charge only)	●	●	●
USB-C Socket (x2) rear	●	●	●
PEUGEOT i-Connect® Advanced – Connected Navigation with TomTom live updates and Speedcam alerts (6 month Trial Subscription)*^ AM/FM bi-tuner, DAB, Wi-Fi, BlueTooth, Mirror Screen (with Apple Carplay and Android Auto)	○+	●	●
PEUGEOT i-Connect® Advanced – 'Over the air' updates	○+	●	●
Smartphone Wireless Charger	○+	○+	●
12 V socket	●	●	●

○+ Available as part of an Option Pack. *Additional terms and conditions apply to connected services, including customer acceptance of location sharing prior to activation. ^Subject to subscription – after you have taken delivery of your vehicle, please subscribe on: https://services-store.peugeot.co.uk/

NEW PEUGEOT 408

PAINT

KEY: ● STANDARD ○ OPTIONAL — UNAVAILABLE

	OPTION CODE	ALLURE	GT	GT PREMIUM
METALLIC PAINT				
Okenite White	M0SU	●	●	●
Selenium Grey	M0LD	○	○	○
Obsession Blue	M0DP	○	○	○
Nera Black	M09V	○	○	○
PREMIUM PAINT				
Elixir Red	M5VH	○	○	○



Okenite White



Selenium Grey



Obsession Blue



Nera Black



Elixir Red

NEW PEUGEOT 408

UPHOLSTERY OPTIONS

KEY: ● STANDARD ○ OPTIONAL — UNAVAILABLE

	ALLURE	GT		GT PREMIUM
UPHOLSTERY OPTIONS				
Upholstery	‘FRACTIL’ embossed fabric with ‘Isabella’ leather effect trim	‘BELOMKA’ fabric with ‘Isabella’ leather effect and cloth seat	Black ‘MISTRAL’ Nappa Leather	Black ‘MISTRAL’ Nappa Leather
Trim code	D9FX	JUFR	4HFX	4HFX
Top-stitching	‘Mint’ green	‘Adamite’ green	‘Tramontane’ grey	‘Tramontane’ grey
PEUGEOT logo embossed front head restraints	—	●	●	●
Seat trim availability	●	●	○	●



ALLURE – ‘FRACTIL’ embossed fabric with ‘Isabella’ leather effect trim



GT – ‘BELOMKA’ fabric with ‘Isabella’ leather effect and cloth seat



GT PREMIUM – Black ‘MISTRAL’ ‘Nappa Leather (Optional on GT)

NEW PEUGEOT 408

WHEELS

KEY: ● STANDARD ○ OPTIONAL — UNAVAILABLE

	ALLURE	GT	GT PREMIUM
WHEEL DESCRIPTION			
19" 'JASPE' Diamond-cut Alloy Wheels (ZHX5) Diamond-cut & Onyx Black Gloss Star Centre Cap – Orbital Black	● (HYBRID 145 e-DSC6)	—	—
19" 'GRAPHITE' Diamond-cut Alloy Wheels (ZHX8) Diamond-cut & Onyx Black Gloss Matt Oxyx Black Inserts Star Centre Cap – Orbital Black	● (PLUG-IN HYBRID 225 & ELECTRIC 230)	●	●
20" 'MONOLITHE' Diamond-cut Alloy Wheels (ZHXZ) Diamond-cut & Matte Onyx Black Gloss Onyx Black Inserts Star Centre Cap – Orbital Black	—	○ (PLUG-IN HYBRID 225)	● (PLUG-IN HYBRID 225)



19" 'JASPE' Alloy Wheel
(ZHX5)



19" 'GRAPHITE' Alloy Wheel
(ZHX8)



20" 'MONOLITHE' Alloy Wheel
(ZHXZ)

NEW PEUGEOT 408

TECHNICAL SPECIFICATION – PLUG-IN HYBRID (1/3)

KEY: ● STANDARD — UNAVAILABLE

	HYBRID	PLUG-IN HYBRID
	HYBRID 145 e-DSC6 6-speed Dual Shift Clutch Automatic Transmission	PLUG-IN HYBRID 225 e-DSC7 7-speed Efficient Automatic Transmission
PETROL ENGINE		
Cubic capacity (cc)	1199	1598
Maximum power hp (kW)	136 (100) @ 5500	180 (132) @ 6000
Maximum torque lb/ft (Nm)	170 (230) @ 1750	184 (250) @ 1750
Injection Type	Direct	Direct
Service Interval	16,000 / 1 Year	18,640 / 1 Year
ELECTRIC MOTOR		
Electric motor (integrated with the e-EAT8 gearbox)	1 at the front	1 at the front
Maximum power hp (kW)	22 (16) @ 2499	125 (92) @ 2500
Maximum torque lb/ft (Nm)	37 (51) @ 750 - 2499	118 (300) @ 7320
Battery	Li-ion	Li-ion
Battery Warranty	2 years unlimited mileage, 3 years 60,000 miles	8 year traction battery warranty
Battery Capacity (kWh) / Battery Power (kW)	0.9 / 21	16.2
Electric Range WLTP ‘COMBINED’ cycle (miles)	—	48 -52
Electric Range WLTP ‘CITY’ cycle (miles)	—	57 - 60
Equivalent All Electric Range – EAER (miles)*	—	48
On Board Charger (kW)	—	3.7kW as standard / 7.4kW as option
COMBINED PERFORMANCE		
Combined Maximum power hp (kW)	—	225 (165)
Combined Maximum torque lb/ft (Nm)	—	266 (360)

The fuel consumption or electric range achieved, and CO₂ produced (where applicable), in real world conditions will depend upon a number of factors including, but not limited to: the accessories fitted (pre and post registration); the starting charge of the battery; variations in weather; driving styles and vehicle load. The WLTP (Worldwide Harmonised Light Vehicles Test Procedure) is used to measure fuel consumption, electric range and CO₂ figures.

Figures shown are for comparison purposes and should only be compared to the fuel consumption, electric range and CO₂ values of other cars tested to the same technical standard.

^ ‘LOW’: Low speed city driving, representative of city centre driving, maximum 35mph.

^^ ‘MEDIUM’: Medium speed town driving, representative of town or suburban driving, maximum 50mph.

^^^ ‘HIGH’: High speed rural driving, representative of A-road or dual carriageway driving, maximum 60mph.

^* ‘EXTRA HIGH’: Extra High speed motorway driving, representative of a typical European motorway, maximum 81mph.

^^^ ‘COMBINED’: A mixed journey average of all elements.

Figures quoted reflect a range of configurations (including non-UK market vehicles) and are subject to changes resulting from ongoing product development, range evolutions, testing and evaluations.

*Please note: The EAER, Equivalent All Electric Range, is for business tax calculations only and does not represent the actual range attainable by the vehicle.



NEW PEUGEOT 408

TECHNICAL SPECIFICATION – PLUG-IN HYBRID (2/3)

KEY: ● STANDARD — UNAVAILABLE

	HYBRID	PLUG-IN HYBRID
	HYBRID 145 e-DSC6 6-speed Dual Shift Clutch Automatic Transmission	PLUG-IN HYBRID 225 e-DSC7 7-speed Efficient Automatic Transmission
TRANSMISSION		
Type	Automatic, Front wheel drive	Automatic, Front wheel drive
Number of gears	6	7
VEHICLE WEIGHT INFORMATION (KG)		
Gross vehicle weight	2000	2210
Mass in service	1588	1832
Kerb weight	1469	1707
Gross train weight	3300	3500
Maximum braked trailer weight	1300	1290
Maximum tow ball weight	70	70
PERFORMANCE (DRIVER ONLY) INFORMATION		
Maximum speed in Sport mode / Electric (mph)	131	145
Acceleration 0-62 mph driver only (sec)	10.2	7.5
FUEL CONSUMPTION INFORMATION (WLTP V. LOW / V. HIGH FUEL CONSUMPTION)		
Fuel Consumption: Combined MPG (litres/100km) ^*^	47.9 (5.9) - 58.8 (4.8)	256.8 (1.1) - 313.9 (0.9)
Carbon Dioxide (CO ₂) emissions Combined (g/km)	108 - 133	19 - 21

The fuel consumption or electric range achieved, and CO₂ produced (where applicable), in real world conditions will depend upon a number of factors including, but not limited to: the accessories fitted (pre and post registration); the starting charge of the battery; variations in weather; driving styles and vehicle load. The WLTP (Worldwide Harmonised Light Vehicles Test Procedure) is used to measure fuel consumption, electric range and CO₂ figures.

Figures shown are for comparison purposes and should only be compared to the fuel consumption, electric range and CO₂ values of other cars tested to the same technical standard.

^ 'LOW': Low speed city driving, representative of city centre driving, maximum 35mph.

^^ 'MEDIUM': Medium speed town driving, representative of town or suburban driving, maximum 50mph.

^^^ 'HIGH': High speed rural driving, representative of A-road or dual carriageway driving, maximum 60mph.

^* 'EXTRA HIGH': Extra High speed motorway driving, representative of a typical European motorway, maximum 81mph.

^*^ 'COMBINED': A mixed journey average of all elements.

Figures quoted reflect a range of configurations (including non-UK market vehicles) and are subject to changes resulting from ongoing product development, range evolutions, testing and evaluations.

*Please note: The EAER, Equivalent All Electric Range, is for business tax calculations only and does not represent the actual range attainable by the vehicle.



NEW PEUGEOT 408

TECHNICAL SPECIFICATION – PLUG-IN HYBRID (3/3)

KEY: ● STANDARD — UNAVAILABLE

	HYBRID	PLUG-IN HYBRID
	HYBRID 145 e-DSC6 6-speed Dual Shift Clutch Automatic Transmission	PLUG-IN HYBRID 225 e-DSC7 7-speed Efficient Automatic Transmission
FUEL		
Capacity (litres)	TBC	40
REGULATED EMISSIONS		
Carbon monoxide (mg/km)	406.1	134.7
Total hydrocarbons (mg/km)	18.4	11.6
Nitrogen Oxides (mg/km)	17.6	3.9
Particulate Matter (mg/km)	0.21	0.15
BRAKES		
Front and rear discs	Front 304mm / Rear 268mm	Front: 330mm / Rear: 290mm
SUSPENSION AND TYRES		
Front suspension	Pseudo MacPherson	Pseudo MacPherson
Rear suspension	Twist Beam Axle	Twist Beam Axle
Size – 19” tyres	Michelin – 205/55 R19 97V – A class	Michelin – 205/55 R19 97V – A class
Size – 20” tyres	—	Goodyear – 245/40 R20 99V XL – A class
INSURANCE CODES		
Allure	20E	29E
GT	22E	31E
GT PREMIUM	TBC	TBC

The fuel consumption or electric range achieved, and CO₂ produced (where applicable), in real world conditions will depend upon a number of factors including, but not limited to: the accessories fitted (pre and post registration); the starting charge of the battery; variations in weather; driving styles and vehicle load. The WLTP (Worldwide Harmonised Light Vehicles Test Procedure) is used to measure fuel consumption, electric range and CO₂ figures.

Figures shown are for comparison purposes and should only be compared to the fuel consumption, electric range and CO₂ values of other cars tested to the same technical standard.

^ ‘LOW’: Low speed city driving, representative of city centre driving, maximum 35mph.

^^ ‘MEDIUM’: Medium speed town driving, representative of town or suburban driving, maximum 50mph.

^^^ ‘HIGH’: High speed rural driving, representative of A-road or dual carriageway driving, maximum 60mph.

^* ‘EXTRA HIGH’: Extra High speed motorway driving, representative of a typical European motorway, maximum 81mph.

^*^ ‘COMBINED’: A mixed journey average of all elements.

Figures quoted reflect a range of configurations (including non-UK market vehicles) and are subject to changes resulting from ongoing product development, range evolutions, testing and evaluations.

*Please note: The EAER, Equivalent All Electric Range, is for business tax calculations only and does not represent the actual range attainable by the vehicle.



NEW PEUGEOT 408

TECHNICAL SPECIFICATION – ELECTRIC (1/2)

KEY: ● STANDARD — UNAVAILABLE

ELECTRIC	
ELECTRIC 58 kWh 210	
ELECTRIC MOTOR	
Maximum power hp (kW)	210 (158)
Maximum torque lb/ft (Nm @ RPM)	343 @ 475-3674
Battery Capacity (kWh) / Battery power (kW)	58 / 158
Battery Warranty	8 Year traction battery warranty
Electric Energy Consumption (Wh/km)	144 - 177
Electric Range WLTP (miles)	Up to 280
Service Schedule	16,000 miles / 2 years
On Board Charger (kW)	7.4
TRANSMISSION	
Type	Automatic
Number of gears	One
SUSPENSIONS AND TYRES	
Front suspension	Pseudo MacPherson
Rear suspension	Panhard bar rear train
Size – 19” tyres	Michelin – 205/55 R19 97V – A class
BRAKES	
Front and rear disc	●
REGULATED EMISSIONS	
Carbon monoxide (mg/km)	/
Total hydrocarbons (mg/km)	/
Nitrogen Oxides (mg/km)	/
Total Hydrocarbons + Nitrogen Oxides (mg/km)	/
Particulate Matter (mg/km)	/
Carbon Dioxide (CO ₂) emissions Combined (g/km)**	0

The fuel consumption or electric range achieved, and CO₂ produced (where applicable), in real world conditions will depend upon a number of factors including, but not limited to: the accessories fitted (pre and post registration); the starting charge of the battery; variations in weather; driving styles and vehicle load. The WLTP (Worldwide Harmonised Light Vehicles Test Procedure) is used to measure fuel consumption, electric range and CO₂ figures.

Figures shown are for comparison purposes and should only be compared to the fuel consumption, electric range and CO₂ values of other cars tested to the same technical standard.

^ ‘LOW’: Low speed city driving, representative of city centre driving, maximum 35mph.

^^ ‘MEDIUM’: Medium speed town driving, representative of town or suburban driving, maximum 50mph.

^^^ ‘HIGH’: High speed rural driving, representative of A-road or dual carriageway driving, maximum 60mph.

^* ‘EXTRA HIGH’: Extra High speed motorway driving, representative of a typical European motorway, maximum 81mph.

^*^ ‘COMBINED’: A mixed journey average of all elements

Figures quoted reflect a range of configurations (including non-UK market vehicles) and are subject to changes resulting from ongoing product development, range evolutions, testing and evaluations.



NEW PEUGEOT 408

TECHNICAL SPECIFICATION – ELECTRIC (2/2)

KEY: ● STANDARD — UNAVAILABLE

ELECTRIC	
ELECTRIC 58 kWh 210	
PERFORMANCE	
Maximum speed (mph)	99 (Sport Mode)
Acceleration 0-62 mph driver only (sec)	7.6
VEHICLE WEIGHT INFORMATION (KG)	
Gross vehicle weight	2250
Mass in service	1905
Kerb weight	1804
Gross train weight	/
Maximum braked trailer weight	/
Maximum tow ball weight	/
INSURANCE CODES	
Allure	33E
GT	34E
GT PREMIUM	TBC

The fuel consumption or electric range achieved, and CO₂ produced (where applicable), in real world conditions will depend upon a number of factors including, but not limited to: the accessories fitted (pre and post registration); the starting charge of the battery; variations in weather; driving styles and vehicle load. The WLTP (Worldwide Harmonised Light Vehicles Test Procedure) is used to measure fuel consumption, electric range and CO₂ figures.

Figures shown are for comparison purposes and should only be compared to the fuel consumption, electric range and CO₂ values of other cars tested to the same technical standard.

^ 'LOW': Low speed city driving, representative of city centre driving, maximum 35mph.

^^ 'MEDIUM': Medium speed town driving, representative of town or suburban driving, maximum 50mph.

^^^ 'HIGH': High speed rural driving, representative of A-road or dual carriageway driving, maximum 60mph.

^* 'EXTRA HIGH': Extra High speed motorway driving, representative of a typical European motorway, maximum 81mph.

^*^ 'COMBINED': A mixed journey average of all elements

Figures quoted reflect a range of configurations (including non-UK market vehicles) and are subject to changes resulting from ongoing product development, range evolutions, testing and evaluations.



NEW PEUGEOT 408
DIMENSIONS

EXTERNAL DIMENSIONS

Length (mm)	4687
Width (mm)	2062
Height (mm)	1478
Wheelbase (mm)	2787
Front / rear overhang (mm)	904/996
Front / rear track width (mm)	1589/1604

EXTERNAL DIMENSIONS FOR PARKING


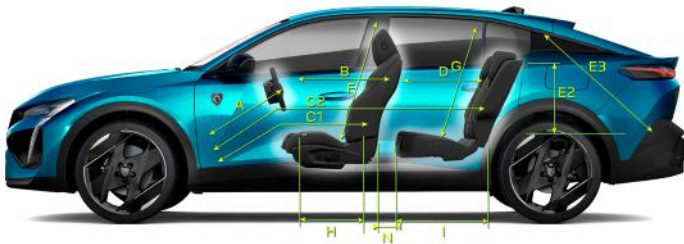


Width with front / rear doors open (mm)	3650/3528
Width with door mirrors open / folded (mm)	2062/1859

INTERNAL DIMENSIONS

Number of seats	5
Front / rear elbow room (mm)	1443/1446
Front / rear shoulder room (mm)	1428/1384
Front / rear head room (mm) *	891 / 850

BOOT, STORAGE & FUEL TANK

Length with rear seat back up (mm)	972
Width between wheel housings (mm)	1052
Min. boot volume HYBRID/PLUG-IN HYBRID & ELECTRIC (litres)	536/471
Min. boot volume HYBRID/PLUG-IN HYBRID & ELECTRIC with FOCAL® HI-FI (litres)	508/454
Max. boot volume HYBRID/PLUG-IN HYBRID & ELECTRIC (litres)	1611/1545
Max. boot volume HYBRID/PLUG-IN HYBRID & ELECTRIC with FOCAL® HI-FI (litres)	1583/1528
Fuel tank capacity HYBRID/PLUG-IN HYBRID & ELECTRIC (litres)	52/40



* 1487 with sunroof



HYBRID:
536 L VDA
508L VDA (FOCAL)
PLUG-IN HYBRID &
ELECTRIC:
471 L VDA
454 L VDA (FOCAL)



HYBRID:
1611 L VDA
1583 L VDA (FOCAL)
PLUG-IN HYBRID &
ELECTRIC:
1545 L VDA
1528 L VDA (FOCAL)

A	718	E1	1052	I	418
B	597	E2	464	J	1428
C1	886	E3	881	K	1443
C2	1833	F	891	L	1384
D	857	G	850	M	1446
E	972	H	510	N	188

NEW PEUGEOT 408

SERVICE CONTRACTS

PEUGEOT OFFER TWO LEVELS OF SERVICE PLAN CONTRACTS

What’s included:

- PEUGEOT Service Plans offer complete assurance that all your servicing costs will be completely covered for the duration of the plan
- We offer PEUGEOT Service Plans for up to five years with many mileage options
- One-off up front or monthly direct debit payment options available
- All packages are affordable and inflation proof, which means they will remain at a fixed cost for the duration of the plan.

Monthly price examples*:

NEW E-408 ELECTRIC & 408 HYBRID 145 E-DSC6

36 Months / 30,000 Miles	48 Months / 40,000 Miles	60 Months / 50,000 Miles
£18.71 per month	£23.21 per month	£22.03 per month

408 PLUG-IN HYBRID

36 Months / 30,000 Miles	48 Months / 40,000 Miles	60 Months / 50,000 Miles
£21.60 per month	£26.70 per month	£25.20 per month

*Price examples based on a mileage of 10,000 per annum, include VAT and correct as of October 2024.

A PEUGEOT Service Plan can be purchased up to 12 months after registration date. The prices quoted above are indicative, for a bespoke quote please contact your local PEUGEOT Retailer. If the plan is taken out after the date of registration an additional payment will be required to cover this starting period.

Any normal wear and tear maintenance work such as replacement of tyres, brake pads, brake discs, clutches, shock absorbers, wipers, batteries, bulbs, silencer, exhausts and windscreens are excluded. Servicing must be carried out by a PEUGEOT Authorised Repairer in the UK. PEUGEOT Motor Company reserve the right to change, amend or withdraw this product at any time.



EXTENDED PEUGEOT ASSISTANCE*

What’s included: Extension of your PEUGEOT Assistance Cover:

- Offers you the opportunity to extend PEUGEOT Assistance up to a further two years

Cover includes:

- PEUGEOT Assistance from Home
- PEUGEOT Roadside Assistance
- PEUGEOT Recovery
- PEUGEOT Onward Travel
- PEUGEOT European Cover

TO FIND OUT
ABOUT EXTENDING
YOUR PEUGEOT
ASSISTANCE COVER
CALL 0800 294 0294

*Excludes non-vehicle induced faults.

NEW PEUGEOT 408

FURTHER INFORMATION

MANUFACTURERS RECOMMENDED RETAIL PRICE ON THE ROAD (INCLUDES THE FOLLOWING FROM 1ST APRIL 2024)							
TAX BAND	CO ₂ (g/km)	FIRST YEAR VED ALTERNATIVE FUEL, PETROL & DIESEL (RDE2)	ANNUAL STANDARD RATE	FIRST REG FEE	DELIVERY CHARGE	VAT @ 20% ON DELIVERY	TOTAL OTR COSTS ALTERNATIVE FUEL, PETROL & DIESEL (RDE2)
A	0	£10.00	£195.00	£55.00	£825.00	£165.00	£1,055.00
B	1-50	£110.00	£195.00	£55.00	£825.00	£165.00	£1,155.00
C	51-75	£130.00	£195.00	£55.00	£825.00	£165.00	£1,175.00
D	76-90	£270.00	£195.00	£55.00	£825.00	£165.00	£1,315.00
E	91-100	£350.00	£195.00	£55.00	£825.00	£165.00	£1,395.00
F	101-110	£390.00	£195.00	£55.00	£825.00	£165.00	£1,435.00
G	111-130	£440.00	£195.00	£55.00	£825.00	£165.00	£1,485.00
H	131-150	£540.00	£195.00	£55.00	£825.00	£165.00	£1,585.00
I	151-170	£1,360.00	£195.00	£55.00	£825.00	£165.00	£2,405.00
J	171-190	£2,190.00	£195.00	£55.00	£825.00	£165.00	£3,235.00
K	191-225	£3,300.00	£195.00	£55.00	£825.00	£165.00	£4,345.00
L	226-255	£4,680.00	£195.00	£55.00	£825.00	£165.00	£5,725.00
M	Over 255	£5,490.00	£195.00	£55.00	£825.00	£165.00	£6,535.00

VAT is calculated at 20%. VAT is not applicable to cars sold in the Channel Islands.

All Cars with a manufacturers list price over £40,000 at first registration will pay an additional rate of £425 per year (at current rates) on top of Annual 'Standard Rate' VED, for five years from the start of the second licence, before returning to the Annual Standard Rate. (Manufacturers List price includes all optional paint, trim and equipment, but excludes first year VED and first registration fee)

PEUGEOT 3 YEARS OF WARRANTY

All vehicles first registered in the UK and purchased from a UK PEUGEOT Retailer benefit from a PEUGEOT 2 year unlimited mileage manufacturer’s warranty and a free optional additional 1 year of warranty provided by the PEUGEOT Retail Network in the UK.

PEUGEOT ASSISTANCE

All new PEUGEOTs come with PEUGEOT Assistance, our breakdown assistance service.

PEUGEOT Assistance is available every minute of the day and night; 365 days of the year, for you and anyone else driving your PEUGEOT with your permission.

Click [here](#) for full details.

All information and prices correct at time of publication, but are subject to change at any time without prior notice (which may occur as a result of matters including, but not limited to, any changes in legislation and/or any changes by the government).

It is our policy to continually improve our vehicles in every way. To avoid any misunderstandings you are advised to check with your PEUGEOT Dealer the prices, specification (including colour), equipment, accessories and equipment relating to any PEUGEOT vehicle and the exact cost and availability prior to ordering.

Where a feature is described as an option in this publication it should be assumed that it is at extra cost unless specifically stated otherwise.

Issued by Sales and Marketing, PEUGEOT Motor Company PLC, Pinley House, Sunbeam Way, Coventry CV3 1ND.

NEW PEUGEOT 408
EXPLORE THE RANGE



NEW PEUGEOT
408
ATTRACTIVE FROM EVERY ANGLE

Join us:



All information and prices correct at time of publication, but are subject to change at any time without prior notice (which may occur as a result of matters including, but not limited to, any changes in legislation and/or any changes by the government). It is our policy to continually improve our vehicles in every way. To avoid any misunderstandings you are advised to check with your PEUGEOT Retailer the prices, specification (including colour), equipment, accessories and equipment relating to any PEUGEOT vehicle and the exact cost and availability prior to ordering. Where a feature is described as an option in this publication it should be assumed that it is at extra cost unless specifically stated otherwise. Issued by Sales and Marketing, PEUGEOT Motor Company PLC, Pinley House, Sunbeam Way, Coventry CV3 1ND.